



BUFF BITS

University of Colorado Information

LocationBoulder, Colo. (97,385)
Founded1876
Enrollment29,952
ColorsSilver, Gold and Black
NicknameBuffaloes (Buffys)
MascotRalphie IV, The Buffalo (live), Chip (costumed)
Home Arena (Capacity)Coors Events/Conference Center (11,064)
Elevation5,435 feet above sea level
NCAA AffiliationDivision I
ConferencePac-12, (Joined 2011-12)
PresidentBruce Benson
ChancellorPhil DiStefano
Athletic DirectorMike Bohn
Senior Woman AdministratorCeal Barry

VOLLEYBALL INFORMATION

Head CoachLiz Kritza (Tulane, 2000)
E-mailelizabeth.kritza@colorado.edu
Record at Colorado (years)13-42 (second season)
Collegiate Record (years)89-81 (6)
Assistant CoachTom Hogan (Miami University (Ohio), 02),
third season
E-mailthomas.hogan@colorado.edu
Assistant CoachLeonid Yelin (Uzbekistan Government Institute of
 Physical Culture and Sport, 1970), first season
E-mailleonid.yelin@colorado.edu
Volleyball Office303/492-5669 (Fax: 303/492-2300)
2010 Record6-20 (H, 3-9; A, 1-11; N, 2-0)
2010 Big 12 Record3-17/10th
PostseasonNA
Final RankingNA
Letterwinners Returning/Lost10/6
Starters Returning/Lost4/2

VOLLEYBALL HISTORY

First Season1986
All-Time Record423-327 (.564)
All-Time Big 12 Record146-154/.487
All-Time Big 8/Big 12 Record223-183/.549
Best Big 12 Finish2nd/1997
Best Big 8 Finish1st/1993
NCAA Appearances16 (1989, 1991-2001, 2003-06)
NCAA Record9-16/.360
All-Time Post Season Record19-24 (18 seasons)
Last NCAA Appearance/Result2006/defeated New Mexico State,
 3-0/lost to Washington, 1-3
Best NCAA FinishesSweet 16 (1993, 1994 & 1997)
All-Time Weeks Ranked (AVCA)106
All-Time Record While Ranked (AVCA)154-78
All-Time Record Against Ranked Teams (AVCA)45-177

SPORTS INFORMATION RELATIONS

Mailing Address357 UCB Boulder, CO 80309
Main Office Phone303/492-5626
Fax303/492-3811
Associate AD/Athletic Media RelationsDavid Plati
E-Maildavid.plati@colorado.edu
Assistant SID/Volleyball ContactLinda Poncin Sprouse
Office Phone303/492-5626
E-Maillinda.sprouse@colorado.edu
Associate SIDCurtis Snyder
Assistant SIDAndrew Green
Assistant SIDTroy Andre
Graduate Assistant SID (soccer)Taylor Temby
Graduate Assistant SID (football)Cole Mickelson
Contributing Editor/CUBuffs.comB.G. Brooks
Web Sitewww.cubuffs.com
CECC Press Row303/492-1552/4381
CECC Media Work Room303/492-0710/0712-15

RETURNING STARTERS (4)

Nikki Lindow, 6-2, MB, So., Erie, Colo.
 26-26 mp-s, 97 sets, 1.93 kps, .191, 0.20 dps, 0.74 bps
 Led the team in blocks and was third in kills

Anicia Santos, MB, 6-1, Sr., Frisco, Colo.
 26-26 mp-s, 95 sets, 2.08 kps, .272, 0.39 dps, 0.67 bps
 Led the team in hitting percentage and was second in kills and blocks

Kerra Schroeder, 6-0, Jr., OH, San Diego, Calif.
 26-26 mp-s, 97 sets, 3.84 kps, .183, 2.14 dps, 0.38 bps
 Led the team in kills and ranked sixth in the Big 12

Alyssa Valentine, S, 5-10, Sr., Tustin, Calif.
 26-26 mp-s, 96 sets, 8.62 aps, 1.71 dps, 0.32 bps
 Ranked ninth in the Big 12 in assists

KEY RETURNERS (8)

Emily Alexis, 5-11, Fr., OH, Brighton, Colo.
 Redshirt. Did not compete.

Jessica Aschenbrenner, 5-11, So., OH, Denver, Colo.
 5-2 mp-s, 10 sets, 1.00 dps, 0.10 bps

Megan Beckwith, 5-10, So., Leesburg, Va.
 26-0 mp-s, 96 sets, 4.18 dps
 Led the team in digs and ranked seventh in the Big 12

Lydia Blaha, 6-0, MB, R.Jr., Colorado Springs, Colo.
 Redshirt. Did not compete.

Michelle Miller, S, 5-7, Jr., Round Rock, Texas
 21-0 mp-s, 61 sets, 1.56 aps, 0.95 dps

Ana Pantovic, RS, 6-5, Fr., Vrnjacka Banja, Serbia
 Redshirt. Did not compete.

Elysse Richardson, DS/L, 5-3, So., Vienna, Va.
 24-9 mp-s, 86 sets, 2.01 dps
 Ranked third on the team in digs

Hannah Walker, DS/L, 5-5, So., Colorado Springs, Colo.
 19-3 mp-s, 57 sets, 1.39 dps

STARTERS LOST (2)

Rosie Steinhaus, 6-0, RS -
 26-20 mp-s, 97 sets, .131, 1.56 kpg, 0.65 dpg, 0.52 bpg
 Ranked fourth on the team in kills and was third in blocks

Richi Bigelow, 5-11, OH -
 21-16 mp-s, 77 sets, .107, 1.87 kpg, 1.69 dpg, 0.13 bpg
 Ranked fifth on the team in kills

OTHER LOSSES (3)

Kat Constantine, DS/L, 5-6, Saratoga, Calif.
 6-1 mp-s, 8 sets, 2.12 dpg

Ali Flynn, OH/RS, 6-2, Aptos, Calif.
 5-1 mp-s, 18 sets, 0.33 kpg, 0.33 dpg, 0.39 bpg

Morgan Tholen, OH, 5-10, Lake Quivira, Kan.
 3-0 mp-s, 5 sets

NEWCOMERS (6)

Nicki Brown, 5-11, Fr., OH, Santa Barbara, Calif.
 Kelsey English, 6-2, Fr., MB, Colorado Springs, Colo.
 Caitlyn Hubbard, 5-10, OH/DS, Fr., Limon, Colo.
 Neira Ortiz Ruiz, 6-5, RS/OH, Fr., San Juan, Puerto Rico
 Kelsey Spencer, 5-10, OH/MB, Fr., Boulder, Colo.
 Erin Stock, 5-10, S, So., Pueblo West, Colo.

Index


Quick Facts	1	All-Time Standings & Series.....	38-44
Schedule	2	All-Time Player and	
2011 Outlook	3	Coaching Rosters.....	45-54
2011 Rostet	4	Team & Individual Honors	55-59
Player Biographies.....	5-20	Records	60-74
TV/Radio Roster.....	21	All-Time Results	75-99
Coaches, Support Staff		2010 Opponents	100-105
& Administration.....	22-31	Media Information	106-107
Pac-12 Conference.....	32	Coors Events/Conference Center	
2010 In Review.....	33-37	and Practice Facility	107



THE 2011 SCHEDULE

Day	Date	Opponent	Location	Time (MST)	Record	Rank	NCAA
Hampton Inn & Suites Northern Colorado Classic							
Friday	Aug. 26	vs. UNLV	Greeley, Colo.	11 a.m.	10-20	NR	DNP
Friday	Aug. 26	vs. UC-Davis	Greeley, Colo.	4 p.m.	16-13	NR	DNP
Sunday	Aug. 28	UNC	BOULDER	4 p.m.	24-4	NR	DNP
OMNI HOTELS COLORADO VOLLEYBALL CLASSIC							
Friday	Sept. 2	BIP SLO NAT'L TEAM	BOULDER	7 p.m.	N/A	NR	N/A
Sunday	Sept. 4	ALBANY	BOULDER	2 p.m.	22-9	NR	First Round
11th Annual Rose Hill Classic							
Friday	Sept. 9	vs. Siena	Bronx, N.Y.	3 p.m.	10-21	NR	DNP
Saturday	Sept. 10	vs. Albany	Bronx, N.Y.	10 a.m.	22-9	NR	First Round
Saturday	Sept. 10	at Fordham	Bronx, N.Y.	5 p.m.	17-18	NR	DNP
Sunday	Sept. 11	vs. St. John's	Bronx, N.Y.	10 a.m.	18-13	NR	DNP
Tuesday	Sept. 13	*UTAH	BOULDER	7 p.m.	17-14	NR	First Round
Friday	Sept. 16	*at California	Berkley, Calif.	8 p.m.	30-4	2nd	Finals
Saturday	Sept. 17	*at Stanford	Palo Alto, Calif.	8 p.m.	27-4	5th	Quarterfinals
Friday	Sept. 23	*OREGON	BOULDER	7 p.m.	19-11	NR	DNP
Saturday	Sept. 24	*OREGON STATE	BOULDER	7 p.m.	9-23	NR	DNP
Friday	Sept. 30	*USC	BOULDER	7 p.m.	29-5	3rd	Semifinals
Sunday	Oct. 2	*UCLA	BOULDER	2 p.m.	22-9	12th	Second Round
Friday	Oct. 7	*at Washington	Seattle, Wash.	8 p.m.	23-9	6th	Quarterfinals
Saturday	Oct. 8	*at Washington State	Pullman, Wash.	8 p.m.	6-22	NR	DNP
Friday	Oct. 14	*ARIZONA	BOULDER	7 p.m.	20-12	RV	First Round
Saturday	Oct. 15	*ARIZONA STATE	BOULDER	7 p.m.	13-16	NR	DNP
Friday	Oct. 21	*at UCLA	Los Angeles, Calif.	8 p.m.	22-9	12th	Second Round
Saturday	Oct. 22	*at USC	Los Angeles, Calif.	8 p.m.	29-5	3rd	Semifinals
Friday	Oct. 28	*at Oregon State	Corvallis, Ore.	8 p.m.	9-23	NR	DNP
Sunday	Oct. 30	*at Oregon	Eugene, Ore.	2 p.m.	19-11	NR	DNP
Thursday	Nov. 3	*STANFORD	BOULDER	7 p.m.	27-4	5th	Quarterfinals
Saturday	Nov. 5	*CALIFORNIA	BOULDER	1 p.m.	30-4	2nd	Finals
Friday	Nov. 11	*at Arizona State	Tempe, Ariz.	8 p.m.	13-16	NR	DNP
Saturday	Nov. 12	*at Arizona	Tucson, Ariz.	8 p.m.	20-12	RV	First Round
Friday	Nov. 18	*WASHINGTON STATE	BOULDER	7 p.m.	6-22	NR	DNP
Saturday	Nov. 19	*WASHINGTON	BOULDER	7 p.m.	23-9	6th	Quarterfinals
Wednesday	Nov. 23	*at Utah	Salt Lake City, Utah	7 p.m.	17-14	NR	First Round

*— Pac-12 Conference Match



Follow the Buffs all season long!

BUFFS TV

LIVE STREAMING VIDEO - VIDEO ON DEMAND - ONLINE @ CUBuffs.com

Watch live home matches, highlights and more.

Subscribe today @ CUBuffs.com

Credits: The 2011 CU Volleyball media guide was produced through the combined efforts of the Sports Information Office and Whirlwind Graphics. The guide was written and edited by Linda Poncin Sprouse, Assistant Sports Information Director, with addition help from student assistants. Typesetting, layout and design was provided by Linda Hall of Whirlwind Graphics.

The following photographer's work was used in the media guide: University of Colorado photography, Chip Bromfield (ProMotion, LTD), Cliff Grassmick, Brian Lewis, Matt Brown, John Geldermann, Volleyshots.com, Holly Stein, Associated Press, Linda Poncin Sprouse and Curtis Snyder.

2011 OUTLOOK

Preseason Question and Answer session with CU coach Liz Kritza

Question: *The Buffs left the Big 12 Conference in 2011 to join the Pac-10 Conference, now the Pac-12 Conference, which is the best volleyball conference in the country. What are the biggest positives in joining this prestigious league?*

Answer: From top to bottom, the Pac-12 is the most competitive league in the college volleyball. There is stronger volleyball tradition amongst the league's schools and more NCAA Championships won and Final Four appearances than any other league. Also, the areas where we are playing in the Pac-12 are volleyball friendly areas; I would expect there to be a greater interest in the sport overall.

Q: *What will be the toughest part about being a member of this conference?*

A: The strengths of the conference are also what make it tough to compete in. The competitive level of the conference is unparalleled and rarely can a team face two top 10 teams in a 48 hour period. The playing schedule is also a tough part of this league- playing Friday night, then again Saturday can present a challenge, especially when combined with travel. Getting acclimated to the new league is an exciting challenge that we are ready to undertake, but it will be very difficult to break in to the top part of this tough conference because this is the best of the best as far as NCAA volleyball is concerned.

Q: *The conference schedule is different with matches Friday, Saturday or Friday, Sunday unlike the Big 12 schedule of Wednesday, Saturday matches. How will this affect the way the team prepares for each match?*

A: The back-to-back matches call for a focused and prepared training and recovery plan for the team to ensure that we have our strongest squad for two matches at a time, instead of having days in between matches.

Q: *Kerra Schroeder is the only returning outside hitter for the Buffs this year. She has been a starter since her freshman year and has gained valuable experience playing in the Big 12 Conference. How does her experience help CU transition to the Pac-12?*

A: As the program has been going through the transition period since my hire, Kerra has been a mainstay on the court. This experience is a very valuable commodity for her as she will be called on time and time again and she will be ready to answer that call.

Q: *Alyssa Valentine ran the CU offense with some help from Michelle Miller. How important is it to the team to have that continuity this season?*

A: The return of both setters is a key component for stability as we progress forward into the new league. Setters are the quarterbacks of the team and to have continuity in this position is important because we will be able to progress the level of the offense we are capable of running. The longer that setters work with each individual hitter, the better the connection gets and that is crucial for our points production and for the ability to implement proper strategies in game competition.

Q: *Anicia Santos and Nikki Lindow were the starting middle blockers in 2010. Who will be their strongest competition for the starting roles?*

A: Having both starting middle blockers back is a positive as well as the addition of Lydia Blaha and Kelsey English to the middle blocker position. Lydia will challenge for a spot on the court as she was the lone middle training this past spring due to post season surgery/injury recovery for both Anicia and Nikki. She got plenty of repetition and has a strong desire to compete, so it will be good to see what she can do this season. Kelsey will be a freshman this year, but has very promising athletic ability to make a strong contribution to this position this year.

Q: *Megan Beckwith was the starting libero for CU as a freshman and set several freshman records for digs in a match, digs in a season and digs per set in a season. Who will look to give her competition or help the Buffs with their ball control?*

A: We need to see great improvement in our ball control this season, as it the crucial platform for all other components of the game. We look for Megan to progress with a year of experience under her belt, but she will have plenty of strong competition from other returners, Elysse Richardson, Jess Aschenbrenner, and Hannah Walker. Newcomer Nicki Brown will provide even more competition in this very important position for us.

Q: *All in all the Buffs return four of the six starters as well as the libero to their 2011 line-up. How does this help you as you rebuild the CU program?*

A: To build a successful program you have to have the right players in place and those players need to be well trained and have game experience. That takes time, but we are well on our way to fulfilling these elements this team. We will still be young, by any measure, and with the added challenge of transitioning to the new league, we will have a very challenging season. However, it is those challenges that will battle test these young women and have them prepared for our continual building process that I am certain will happen here at CU.

Q: *Another notable addition to this year's roster isn't an athlete, but a coach. Leonid Yelin joined your staff after 15 years as a head coach at Louisville. What will he be able to add to your staff?*

A: Leonid Yelin is a very exciting addition to our program. Not only does he bring his many years of successful coaching experience, but also his post season coaching savvy, ability to identify and develop young athletes into high level players, and uncanny knowledge of how to help players become champions in every respect is invaluable. He is an extremely intelligent and well respected member of the coaching world, and his experience with playing and coaching on the international level is another positive that he brings to the table for this building program.

Q: *The schedule is always loaded with top-25 teams, especially now that CU is in the Pac-12 Conference. How do you prepare your team for that level of play?*

A: We approach the strength of the schedule with great respect, enthusiasm and confidence in our preparation. To be one of the best, we have to play and beat the best. This conference slate affords that opportunity night in and night out, and we have to approach it as such, an opportunity. We have a shot at a top team and we will continue working diligently until we beat those teams, because it is only then that our goals for this program will be realized.

2011 ROSTERS

PLAYERS

By State/Country

California
Nicki Brown
Kerra Schroeder
Alyssa Valentine

Colorado
Emily Alexis
Jessica Aschenbrenner
Lydia Blaha
Kelsey English
Caitlyn Hubbard
Nikki Lindow
Anicia Santos
Kelsey Spencer
Erin Stock
Hannah Walker

Texas
Michelle Miller

Virginia
Megan Beckwith
Elysse Richardson

Puerto Rico
Neira Ortiz Ruiz

Serbia
Ana Pantovic

By Position

Left Side Hitter
Jessica Aschenbrenner
Nicki Brown
Kerra Schroeder
Kelsey Spencer

Right Side Hitter
Emily Alexis
Neira Ortiz Ruiz
Ana Pantovic

Middle Blocker
Lydia Blaha
Kelsey English
Nikki Lindow
Anicia Santos

Setter
Michelle Miller
Erin Stock
Alyssa Valentine

Def. Specialist/Libero
Megan Beckwith
Caitlyn Hubbard
Elysse Richardson
Hannah Walker

By Height

6-5 Neira Ortiz Ruiz
Ana Pantovic

6-2 Kelsey English
Nikki Lindow

6-1 Anicia Santos

6-0 Lydia Blaha
Kerra Schroeder

5-11 Emily Alexis
Jessica Aschenbrenner
Nicki Brown

5-10 Megan Beckwith
Caitlyn Hubbard
Kelsey Spencer
Erin Stock
Alyssa Valentine

5-7 Michelle Miller

5-5 Hannah Walker

5-3 Elysse Richardson

Alphabetical Roster

NO	PLAYER	POS	HT	YR	EXP	HOMETOWN (HS/Previous College)
14	Emily Alexis	OH/RS	5-11	Fr.	RS	Brighton, Colo. (Prairie View)
13	Jessica Aschenbrenner	OH	5-11	So.	1L	Denver, Colo. (Cherry Creek)
3	Megan Beckwith	L/D/S	5-10	So.	1L	Leesburg, Va. (Heritage)
21	Lydia Blaha	MB	6-0	Sr.	1L	Colorado Springs, Colo. (The Classical Academy/St. Louis)
8	Nicki Brown	OH	5-11	Fr.	HS	Santa Barbara, Calif. (Dos Pueblos)
1	Kelsey English	MB	6-2	Fr.	HS	Colorado Springs, Colo. (Doherty)
12	Caitlyn Hubbard	OH/D/S	5-10	Fr.	HS	Limon, Colo. (Limon)
15	Nikki Lindow	MB	6-2	So.	1L	Erie, Colo. (Centaurus)
17	Michelle Miller	S	5-7	Jr.	1L	Round Rock, Texas (Round Rock/Sam Houston St.)
7	Neira Ortiz Ruiz	RS/OH	6-5	Fr.	HS	San Juan, Puerto Rico (Cupeyville)
2	Ana Pantovic	RS	6-5	So.	1L	Vrnjacka Banja, Serbia
4	Elysse Richardson	L/S	5-3	So.	1L	Vienna, Va. (Langley)
10	Anicia Santos	MB	6-1	Sr.	1L	Frisco, Colo. (Summit/Cal Poly)
6	Kerra Schroeder	OH	6-0	Jr.	1L	San Diego, Calif. (Torrey Pines)
18	Kelsey Spencer	OH/MB	5-10	Fr.	HS	Boulder, Colo. (Fairview)
22	Erin Stock	S	5-10	So.	TR	Pueblo West, Colo. (Coronado/Fresno State)
9	Alyssa Valentine	S	5-10	Sr.	1L	Tustin, Calif. (Edison/George Washington)
5	Hannah Walker	L/D/S	5-5	So.	1L	Peyton, Colo. (Colorado Springs Christian)

Numerical Roster

NO	PLAYER	POS	HT	YR	EXP	HOMETOWN (HS/Previous College)
1	Kelsey English	MB	6-2	Fr.	HS	Colorado Springs, Colo. (Doherty)
2	Ana Pantovic	RS	6-5	So.	1L	Vrnjacka Banja, Serbia
3	Megan Beckwith	L/D/S	5-10	So.	1L	Leesburg, Va. (Heritage)
4	Elysse Richardson	L/S	5-3	So.	1L	Vienna, Va. (Langley)
5	Hannah Walker	L/D/S	5-5	So.	1L	Peyton, Colo. (Colorado Springs Christian)
6	Kerra Schroeder	OH	6-0	Jr.	2L	San Diego, Calif. (Torrey Pines)
7	Neira Ortiz Ruiz	RS/OH	6-5	Fr.	HS	San Juan, Puerto Rico (Cupeyville)
8	Nicki Brown	OH	5-11	Fr.	HS	Santa Barbara, Calif. (Dos Pueblos)
9	Alyssa Valentine	S	5-10	Sr.	1L	Tustin, Calif. (Edison/George Washington)
10	Anicia Santos	MB	6-1	Sr.	1L	Frisco, Colo. (Summit/Cal Poly)
12	Caitlyn Hubbard	OH/D/S	5-10	Fr.	HS	Limon, Colo. (Limon)
13	Jessica Aschenbrenner	OH	5-11	So.	1L	Denver, Colo. (Cherry Creek)
14	Emily Alexis	OH/RS	5-11	Fr.	RS	Brighton, Colo. (Prairie View)
15	Nikki Lindow	MB	6-2	So.	1L	Erie, Colo. (Centaurus)
17	Michelle Miller	S	5-7	Jr.	1L	Round Rock, Texas (Round Rock/Sam Houston St.)
18	Kelsey Spencer	OH/MB	5-10	Fr.	HS	Boulder, Colo. (Fairview)
21	Lydia Blaha	MB	6-0	Sr.	1L	Colorado Springs, Colo. (The Classical Academy/St. Louis)
22	Erin Stock	S	5-10	So.	TR	Pueblo West, Colo. (Coronado/Fresno State)

How The Buffs Were Built

Freshman Recruits	
2009	Kerra Schroeder
2010	Emily Alexis Megan Beckwith Nikki Lindow Ana Pantovic
2011	Kelsey English Neira Ortiz Ruiz
Walk-ons	
2010	Jessica Aschenbrenner Elysse Richardson Hannah Walker
2011	Nicki Brown Caitlyn Hubbard Kelsey Spencer
Transfers	
2010	Lydia Blaha Michelle Miller Anicia Santos Alyssa Valentine
2011	Erin Stock

Buff Birthdays

Emily Alexis	February 20
Jessica Aschenbrenner	June 12
Megan Beckwith	July 31
Lydia Blaha	May 30
Nicki Brown	Sept. 9
Kelsey English	May 20
Caitlyn Hubbard	January 12
Nikki Lindow	August 6
Michelle Miller	January 20
Neira Ortiz Ruiz	July 6
Ana Pantovic	April 25
Elysse Richardson	October 6
Anicia Santos	January 26
Kerra Schroeder	September 14
Kelsey Spencer	March 30
Erin Stock	May 22
Alyssa Valentine	June 11
Hannah Walker	April 4

Club Teams

Name	Club
Alexis	Front Range
Aschenbrenner	Club 5280
Beckwith	NVVA
Blaha	Colorado Juniors
Brown	Santa Barbara Smack
English	Colorado Juniors
Hubbard	Front Range
Lindow	Front Range
Miller	Austin Juniors
Ortiz Ruiz	Puerto Rico Youth National Team
Pantovic	Serbia National Team
Richardson	Virginia Elite
Santos	Colorado Juniors
Schroeder	Coast
Kelsey Spencer	Juggernaut
Erin Stock	Colorado Juniors
Valentine	TCA
Walker	Colorado Juniors



2011 BUFFALOES

PLAYERS



**LYDIA
BLAHA**



6-0, Senior, Middle Blocker
Colorado Springs, Colo.
(The Classical Academy/St. Louis)

Kritza on Blaha

"Lydia has had a very productive offseason and couldn't be more excited to return to the court. Her competitive nature and aggressive approach to playing is a huge positive for her as she battles for a starting middle blocker position."

As a Junior in 2010

Did not compete.

College (Boise State/St. Louis)

Blaha comes to CU after playing one season at Boise State (2008) and one at St. Louis University (2009). At BSU, Blaha ranked third in the Western Athletic Conference and ranked 44th in the nation with 1.17 blocks per set. She put up 111 blocks in 95 sets to lead the Broncos and was fifth on the team with 91 kills. Blaha started in 25 of 27 matches she played and averaged .96 kills and hit .162. The Broncos finished the 2008 season with a 9-19 overall record and were 5-11 in the WAC. While at SLU, Blaha started in 21 matches; playing in 62 sets. She averaged .97 kills and .66 blocks per set and hit .265. The Billikens compiled a 24-8 record and was 14-1 in the Atlantic-10 Conference.

High School

The Classical Academy graduate led her team to a runner-up finish at the state championship in 2007 and a third place title in 2006. Blaha was first team all-state in 2007 and second team all-state in 2006. She is the school record holder in career blocks (315) and single season blocks (142). The three-year starter was the team MVP in 2007, as well as an all-league honoree in 2006 and '07. Blaha played for the Colorado Juniors.

Personal

Lydia Barbara Blaha was born on May 30, 1989, in Macon, Georgia. She is the daughter of Robert and Susan Blaha of Colorado Springs, Colo. Robert played football for the University of Iowa. Blaha has six siblings, Bo, Rachel, Claire, Ben, Kathryn and Zoe. She enjoys dancing and watching ultimate fighting.

Academics

Blaha is majoring in sociology and is also interested in fashion.

2011 BUFFALOES

PLAYERS



ANICIA SANTOS



6-1, Senior, Middle Blocker
Frisco, Colo. (Summit/Cal Poly)

Kritza on Santos

"Anicia is returning after off-season surgery, but has prepared herself well to have a strong senior campaign. She is one of the most experienced players on the court and her consistent and aggressive play will be an important part of our success this season."

As a Junior in 2010

One of three Colorado captains for the 2010 season, Santos proved to be a leader in her first year with the Buffs. Having played in all of Colorado's 26 matches, Santos made her Colorado debut in the Buffs' season opener against Furman (8/27). She recorded double-

digit kills in an impressive seven matches this season, recording a career-high 15 kills twice, against Montana (9/4) and Kansas State (9/22). Santos led the Buffs with a .280 hitting percentage with 195 kills and 61 errors on 479 attacks. Santos averaged 2.17 kills per set and ranked second among the team with 0.67 blocks per set.

College (Cal Poly)

Santos came to CU after two seasons as a member of the Cal Poly Mustangs. Cal Poly recorded a record of 16-13 in 2008 and finished 9-20 in '09. Santos played in 14 sets as a freshman and 54 sets as a sophomore. As a sophomore, she averaged 0.76 kills and 0.70 blocks per set. Santos' blocks per set average was fourth on the team.

High School

The three-time All-Jefferson County League selection was named among prepvolleyball.com's 250 Senior Aces for the Class of 2008. She led the league in blocks and hitting percentage as a junior and senior and earned MVP honors both seasons. SHS won the league championship in 2006 and Santos was named all-state in the process. Santos was one of 30 players to be named to the 2008 U.S. Women's Junior A2 National Team and was a three-year participant with the USAV High Performance Program. She was a member of the Colorado Juniors club team.

Personal

Anicia Santos was born on January 26, 1990. She is the daughter of Roque Santos and Christine Ebert-Santos of Frisco, Colo. Santos is the youngest of five children; her older siblings are Aurora, Carlos, Roberto and Roque Jr. She lists her hobbies as snowboarding and traveling.

Academics

Santos is majoring in neuroscience. She owns a GPA of 3.513 and is three-time a member of the Big 12 Commissioner's Honor Roll.

Honors

2010

Big 12 Commissioner's Honor Roll – Spring and Fall

2011

Big 12 Commissioner's Honor Roll – Spring

2010 Match-by-Match

Team (Date)	GP	K	E	TA	Pct.	Ast.	SA	SE	RE	Dig	BS	BA	BE	BHE	Pts.
FURMAN (8/27)	3	6	3	15	.200	2	1	0	0	4	0	3	0	0	8.5
DUKE (8/28)	5	10	0	27	.370	1	0	1	0	0	0	4	1	0	12.0
at Colorado State (8/31)	3	6	1	11	.455	1	0	4	0	0	0	2	0	0	7.0
vs. Georgia State (9/3)	4	7	2	15	.333	4	1	1	1	1	0	4	0	0	10.0
vs. Montana (9/4)	5	15	3	29	.414	0	3	2	0	1	0	0	1	0	18.0
at Cal State Fullerton (9/4)	3	10	1	18	.500	0	0	1	0	1	1	1	1	0	11.5
*OKLAHOMA (9/15)	3	7	3	20	.200	1	0	1	0	0	1	6	0	0	11.0
*at Nebraska (9/18)	3	5	1	23	.174	1	0	0	0	0	0	2	1	0	6.0
*KANSAS STATE (9/22)	5	15	3	32	.375	0	4	1	0	2	1	3	0	0	21.5
*KANSAS (9/25)	5	8	6	29	.069	0	0	3	0	3	1	3	1	0	10.5
*TEXAS A&M (9/29)	5	11	3	27	.296	0	2	2	0	0	1	2	0	0	15.0
*at Missouri (10/2)	3	7	2	13	.385	1	0	1	1	1	0	1	0	0	7.5
*at Texas (10/6)	3	3	3	11	.000	0	0	2	0	2	0	0	1	0	3.0
*BAYLOR (10/9)	3	6	3	19	.158	1	0	1	0	1	1	1	0	0	7.0
*at Texas Tech (10/13)	5	8	3	22	.227	2	3	1	0	3	1	3	0	0	13.5
*IOWA STATE (10/20)	4	11	3	23	.348	2	1	0	0	4	0	0	0	0	12.0
*at Texas A&M (10/23)	3	6	1	11	.455	0	0	0	0	0	0	0	3	0	6.0
*at Baylor (10/27)	3	9	2	19	.368	0	3	1	0	3	0	1	0	0	12.5
*TEXAS (10/30)	3	9	4	23	.217	0	0	0	0	1	0	0	0	0	9.0
*MISSOURI (11/3)	4	6	2	15	.267	0	0	0	0	3	2	4	1	0	10.0
*at Kansas (11/6)	3	11	1	18	.556	1	0	0	0	0	0	2	0	0	12.0
*at Oklahoma (11/10)	3	4	2	15	.133	0	0	1	0	0	1	2	0	0	6.0
*NEBRASKA (11/13)	3	6	3	16	.188	1	0	1	0	0	0	0	1	0	6.0
*at Iowa State (11/16)	1	0	2	5	-.400	0	0	0	0	0	0	0	0	0	0.0
*TEXAS TECH (11/20)	5	9	4	23	.217	1	1	0	0	4	2	4	0	0	14.0
*at Kansas State (11/27)	5	3	2	17	.059	0	0	1	0	3	0	5	2	0	5.5
TOTALS	95	198	63	496	.272	19	19	25	2	37	12	52	13	0	255.0
TOTALS - Big 12	72	144	53	381	.239	11	14	16	1	30	11	38	10	0	188.0

Career Highs

Kills - 15, twice
Attacks - 32 vs. KSU (9/22/10)
Att Pct. - .500 vs. CSUF (9/4/10)
Assists - 4 vs. GSU (9/3/10)
Aces - 4 vs. KSU (9/22/10)
Digs - 4 vs. Furman (8/27/10)
Blocks - 7 vs. OU (9/15/10)
Points - 21.5 vs. KSU (9/22/10)

Santos' Season Stat Lines

Overall	MP-MS	GP	K	E	TA	Pct.	KPG	Ast.	APG	SA	Dig	DPG	BS	BA	TB	BPG	Pts.	+/-
2010-Jr.	26-26	95	198	63	496	.272	2.08	19	0.20	19	37	0.39	12	52	64	0.67	255.0	152
Big 12	MP-MS	GP	K	E	TA	Pct.	KPG	Ast.	APG	SA	Dig	DPG	BS	BA	TB	BPG	Pts.	+/-
2010-Jr.	20-20	72	144	53	381	.239	2.00	11	0.15	14	30	0.42	11	38	49	0.68	188.0	108

2011 BUFFALOES

PLAYERS



ALYSSA VALENTINE



5-10, Senior, Setter
Tustin, Calif. (Edison/George Washington)

Kritza on Valentine

"Going into her final season of play, Alyssa is primed to run our offense with great effectiveness and efficiency. She is very comfortable with running our system after playing a significant amount last season and her personal drive to continually get better will serve her well."

As a Junior in 2010

Valentine made her first Colorado start in the season opener against Furman (8/27). Valentine went on to play in all of Colorado's 26 matches and finish the season as the Buff's leading attacker, recording 8.77 assists per set and a .171 attack percentage. Valentine recorded a

career high 62 assists against Texas Tech (10/13) and had three double-double throughout the season. Valentine was named the Big 12 Conference Volleyball Newcomer of the Week after helping CU to a pair of wins against Kansas State and Kansas the week of September 20-26. She recorded 828 assists and 164 digs in 2010. Her 8.62 as assists per set ranked ninth in the Big 12.

At George Washington

Valentine led the Colonials to a 21-12 overall record (8-7 Atlantic-10) in 2009. Valentine averaged 10.71 assists per set which was second in the conference, and helped GWU to a .211 hitting percentage.

She was named the 2008 A-10 Rookie of the Year after averaging 9.39 assists per set. Valentine earned A-10 Rookie of the Week honors six times and was named the MVP of the GW invitational and the DC Challenge All-Tournament Team. She also serves as assistant coach for Metro American VBC, where she coached a 17 yr-old girls team.

High School

As a first team All-Sunset League and All-Sea View League member at Edison High School, Valentine helped the Chargers to the quarterfinals of the CIF Southern Section Championships. Valentine played for one of the most prestigious clubs in the national, TCA, and was coached by the club director and USA Developmental Coach of the Year in 2009, Neil Mason. Her club team, TCA-18 Third Degree Black, won the national championship for the 18 open division at the USA Volleyball junior Olympics in 2008.

Personal

Alyssa Christine Valentine was born on June 11, 1990 in Orange County, Calif. She is the daughter of Michael and Kathy Valentine of Santa Ana, Calif. She has two older siblings, Mitchell and Carly. Valentine enjoys hiking, biking and really anything outdoors.

Academics

Valentine is majoring in neuroscience and has a GPA of 3.161 heading into her senior year. She was a member of the honor roll in high school.

Career Highs

Kills - 4 vs. Furman (8/27/10)
Attacks - 9 vs. KSU (9/22/10)
Att Pct. - .750 vs. BU (10/9/10)
Assists - 62 @ TTU (10/13/10)
Aces - 1 vs. Furman (8/27/10)
Digs - 15 vs. GSU (9/3/10), vs. TTU (11/20/10)
Blocks - 5 vs. GSU (9/3/10)
Points - 6.0 vs. Furman (8/27/10)

Honors

2010
 Big 12 Commissioner's Honor Roll – Fall
2011
 Big 12 Commissioner's Honor Roll – Spring

2010 Match-by-Match

Team (Date)	GP	K	E	TA	Pct.	Ast.	SA	SE	RE	Dig	BS	BA	BE	BHE	Pts.
FURMAN (8/27)	3	4	1	6	.500	29	1	0	0	5	0	2	0	0	6.0
DUKE (8/28)	5	1	1	5	.000	40	0	1	0	6	0	3	0	0	2.5
at Colorado State (8/31)	3	1	3	5	-.400	20	0	2	0	3	0	2	0	2	2.0
vs. Georgia State (9/3)	4	0	0	6	.000	51	0	2	0	15	1	4	0	0	3.0
vs. Montana (9/4)	5	1	0	4	.250	39	0	1	0	7	0	0	0	0	1.0
at Cal State Fullerton (9/4)	3	0	1	2	-.500	19	0	0	0	1	0	1	0	0	0.5
*OKLAHOMA (9/15)	3	3	1	6	.333	27	0	0	0	5	0	1	0	0	3.5
*at Nebraska (9/18)	3	3	0	6	.500	13	0	0	0	2	1	0	0	0	4.0
*KANSAS STATE (9/22)	5	3	1	9	.222	56	0	1	0	6	0	2	1	0	4.0
*KANSAS (9/25)	5	2	0	9	.222	50	1	1	0	13	0	2	0	2	4.0
*TEXAS A&M (9/29)	5	3	0	8	.375	48	0	2	0	9	0	1	0	0	3.5
*at Missouri (10/2)	3	5	1	6	.667	27	0	1	0	8	0	2	0	0	6.0
*at Texas (10/6)	3	2	0	3	.667	23	0	0	0	4	0	0	0	1	2.0
*BAYLOR (10/9)	3	3	0	4	.750	16	0	0	0	6	0	1	1	0	3.5
*at Texas Tech (10/13)	5	3	0	4	.750	62	0	1	0	5	0	2	0	0	4.0
*IOWA STATE (10/20)	4	3	1	12	.167	35	2	0	0	10	0	1	1	0	5.5
*at Texas A&M (10/23)	2	0	1	2	-.500	8	0	0	0	2	0	0	0	0	0.0
*at Baylor (10/27)	3	3	0	7	.429	17	0	0	1	4	0	0	0	0	3.0
*TEXAS (10/30)	3	0	1	6	-.167	25	1	1	0	5	0	0	0	0	1.0
*MISSOURI (11/3)	4	0	0	2	-.000	49	0	2	0	5	0	0	0	1	0.0
*at Kansas (11/6)	3	1	1	3	.000	38	0	1	0	3	0	1	0	2	1.5
*at Oklahoma (11/10)	3	2	1	6	.167	15	0	0	0	4	0	1	0	0	2.5
*NEBRASKA (11/13)	3	1	0	2	.500	35	0	1	0	4	0	0	1	0	1.0
*at Iowa State (11/16)	3	1	3	9	-.222	9	1	1	0	2	1	0	0	0	3.0
*TEXAS TECH (11/20)	5	0	1	3	-.333	47	0	0	0	15	0	1	0	0	0.5
*at Kansas State (11/27)	5	3	3	14	.000	30	1	1	0	15	0	1	0	0	4.5
TOTALS	96	48	21	149	.181	828	7	19	1	164	3	29	4	8	72.0
TOTALS - Big 12	73	41	15	121	.215	630	6	13	1	127	2	16	4	6	57.0

Valentine's Season Stat Lines

Overall	MP-MS	GP	K	E	TA	Pct.	KPG	Ast.	APG	SA	Dig	DPG	BS	BA	TB	BPG	Pts.	+/-
2010-Jr.	26-26	96	48	21	149	.181	0.50	828	8.62	7	164	1.71	3	28	31	0.32	72.0	19
Big 12	MP-MS	GP	K	E	TA	Pct.	KPG	Ast.	APG	SA	Dig	DPG	BS	BA	TB	BPG	Pts.	+/-
2010-Jr.	20-20	73	41	15	121	.215	0.56	630	8.63	6	127	1.74	2	16	18	0.25	57.0	18

2011 BUFFALOES

PLAYERS



MICHELLE MILLER



5-7, Junior, Setter

Round Rock, Texas (Round Rock/Sam Houston St.)

Kritza on Miller

"Michelle returns with a strong base of athletic ability and improved skills throughout the off-season. She challenges for the setting role and can contribute defensively as a fast and aggressive defensive player with strong serving skills."

As a Sophomore in 2010

Miller made her Colorado debut on Sept. 4, against Montana in which she recorded seven digs and a season-high 22 assists. Miller spent time as a setter, but

also saw time as a serving specialist. She saw action in 21 of 26 matches for CU and recorded 95 assists, 58 digs and seven aces in her first season with the Buffs.

College (Sam Houston State)

Miller transferred to CU after one season at Sam Houston State. The Bearkats posted a 20-14 record and were 12-4 in the Southland Conference. Miller started in 25 matches and played in 108 sets. She handed out 1,059 assists, which was the second best total in SHSU history for a freshman. Miller had 11 double-doubles on the year. The Bearkats put together an 11-match win streak, which was the most for SHSU since 1996. She was named an all-conference honorable mention as she ranked second in the league in assists. Miller also ranked third on the team with 245 digs.

High School

Miller was a three-time All-District 16-5A first team selection. She led RRHS to a 44-1 record in three years, which included 14-0 seasons her sophomore and senior seasons. The Dragons finished 13-1 her junior year. Miller was an all-district selection her sophomore through senior seasons and was second team as a freshman. She was selected to play on the AJU European team in Global Challenge in Pula, Croatia. Her Austin Junior 17 club team won U.S. Junior Nationals.

Personal

Michelle Lee Miller was born on January 20, 1991 in Arlington, Texas. She is the daughter of Jay and Joy Miller who reside in Round Rock, Texas. Her father played football and baseball at Wheaton College. She has one older sister, Amanda, and a younger brother, Derek. Miller enjoys cooking and lists a goal of her as to own her own restaurant.

Academics

Miller is majoring in English.

Career Highs

- Kills - 0
- Attacks - 3 vs. CSUF (9/4/10)
- Att Pct. - .250 @ ISU (11/16/10)
- Assists - 22 vs. UM (9/4/10)
- Aces - 2 vs. UM (9/4/10)
- Digs - 8 vs. NU (10/13/10)
- Blocks - 2 vs. OU (9/15/10)
- Points - 2 vs. UM (9/4/10)

2010 Match-by-Match

Team (Date)	GP	K	E	TA	Pct.	Ast.	SA	SE	RE	Dig	BS	BA	BE	BHE	Pts.
vs. Montana (9/4)	5	0	1	1	-.000	22	2	1	0	7	0	0	0	1	2.0
at Cal State Fullerton (9/4)	3	0	0	3	.000	13	0	1	0	6	0	0	0	0	0.0
*OKLAHOMA (9/15)	1	0	0	0	.000	1	0	0	0	0	1	1	0	0	1.5
*at Nebraska (9/18)	2	0	0	0	.000	1	0	0	0	1	0	0	0	1	0.0
*KANSAS STATE (9/22)	2	0	0	0	.000	2	0	0	0	0	0	0	0	0	0.0
*KANSAS (9/25)	4	0	0	0	.000	0	0	0	0	1	0	0	0	0	0.0
*TEXAS A&M (9/29)	3	0	0	0	.000	0	0	1	0	0	0	0	0	0	0.0
*at Missouri (10/2)	3	0	0	0	.000	0	0	1	0	0	0	0	0	0	0.0
*at Texas (10/6)	3	0	0	0	.000	0	0	0	0	0	0	0	0	0	0.0
*BAYLOR (10/9)	2	0	0	0	.000	4	0	0	0	2	0	0	0	0	0.0
*at Texas Tech (10/13)	2	0	0	0	.000	4	0	0	0	2	0	1	0	0	0.5
*IOWA STATE (10/20)	1	0	0	0	.000	0	0	0	0	0	0	0	0	0	0.0
*at Texas A&M (10/23)	3	2	0	2	1.000	7	2	1	0	4	0	0	0	0	4.0
*at Baylor (10/27)	2	0	0	1	.000	8	0	1	0	1	0	0	0	0	0.0
*MISSOURI (11/3)	4	0	0	0	.000	1	0	0	0	1	0	0	0	0	0.0
*at Kansas (11/6)	2	0	0	0	.000	0	0	0	0	0	0	0	0	0	0.0
*at Oklahoma (11/10)	3	0	0	0	.000	3	1	1	0	4	0	0	0	0	1.0
*NEBRASKA (11/13)	3	0	0	0	.000	2	0	1	0	8	0	0	0	0	0.0
*at Iowa State (11/16)	3	1	0	4	.250	10	0	0	0	6	0	0	0	0	1.0
*TEXAS TECH (11/20)	5	0	0	2	.000	0	0	0	0	4	0	0	0	0	0.0
*at Kansas State (11/27)	5	0	0	0	.000	17	2	2	0	11	0	0	0	0	2.0
TOTALS	61	3	1	13	.154	95	7	10	0	58	1	2	0	2	12.0
TOTALS - Big 12	53	3	0	9	.333	60	5	8	0	45	1	2	0	1	10.0

Miller's Season Stat Lines

Overall	MP-MS	GP	K	E	TA	Pct.	KPG	Ast.	APG	SA	Dig	DPG	BS	BA	TB	BPG	Pts.	+/-
2010-Fr.	26-26	97	187	89	513	.191	1.93	5	0.05	0	19	0.20	13	59	72	0.74	229.5	115.5
Big 12	MP-MS	GP	K	E	TA	Pct.	KPG	Ast.	APG	SA	Dig	DPG	BS	BA	TB	BPG	Pts.	+/-
2010-So.	19-0	53	3	0	9	.333	0.06	60	1.13	5	45	0.85	1	2	3	0.06	10.0	1

2011 BUFFALOES

PLAYERS



KERRA SCHROEDER



6-0, Junior, Outside Hitter
San Diego, Calif. (Torrey Pines)

Kritza on Schroeder

"Kerra plays an integral role in the team as a mainstay in the offense and a key player in the lineup. With another year of valuable playing experience, and more maturity in a leadership role, she is ready to lead this team throughout this season."

As a Sophomore in 2010

Serving as a tri-captain, Schroeder led the Buffs offensively during the 2010 season. She started in all of CU's 26 matches, never missing a start in her sophomore

campaign. Schroeder recorded 352 kills during the season to average 3.83 kills per set, which ranked sixth in the Big 12. Schroeder also ranked sixth in the conference with 4.29 points per set. She became the first Buff since 2008 to record 20 or more kills in a single season, which she did in consecutive matches against Georgia State (9/3), with 21 kills, and Montana (9/4), with 20. Schroeder was named to the Crowne Plaza Fullerton Titan Classic All-Tournament Team and was named CU Athlete of the Week on Sept. 7. Schroeder notched double-digit kills in 18 of the 26 matches and eight of those were 20 or more performances. She had eight matches where she recorded double-double (kills-digs). Schroeder's top honor of the year was when she was named the Big 12 Volleyball Offensive Player of the Week after leading the Buffs to an exciting five-set come from behind victory over Texas Tech (10/13). It was during this match that Schroeder became the first Buff since 2006 to record 35 kills, which ties the third highest amount ever recorded at CU. She recorded 372 kills, 208 digs and 77 blocks. Schroeder currently ranks 32nd in the CU record books for career kills and 19th for career attacks.

As a freshman in 2009

Schroeder started all 29 matches at outside hitter and made her first collegiate start against Valparaiso (8/28). She ranked in the top three in several major statistical categories for the Buffs, including kills (236), kills per set (2.51), assists (24), service aces (17), digs (199), points (276) and total blocks (40). Schroeder led the team in attacks with 948 and sets played with 94. She recorded a season-high 15 kills against Missouri (11/14) and served a season-high three aces in two matches against Valparaiso (8/28) and Kansas State (10/21). Schroeder accrued a season-high 18.5 points against Texas Tech (10/14).

High School

Schroeder was named No. 68 on Prepvolleyball.com's Senior Aces 2009 Top 100. The Torrey Pines Falcons finished the 2008 season with a 20-8 record after going 25-7 her junior year. They were the SD CIF runner-up her sophomore and senior years. Schroeder was named to the All-San Diego County (SDC) CIF, All-SDC CIF Division 1, All-Avocado League and All-San Diego Union Tribune first teams her senior season. As a junior she was all-league and All-SDC CIF Division 1 (first team) and a member of the All-SDC CIF second team. Schroeder was named to the Union Tribune All-Academic Team and CA Challenge All-Tournament Team in 2007 and '08. She earned three letters as a member of the Torrey Pines HS volleyball team and as a senior was team cap-

Career Highs

Kills - 35, @ TTU (10/13/10)
Attacks - 74, @ TTU (10/13/10)
Att Pct. - .429 vs. NU (11/13/10)
Assists - 2 five times
Aces - 3, four times
Digs - 15 vs. UM (9/4/10)
Blocks - 5, twice
Points - 36.0, @ TTU (10/13/10)

2010 Match-by-Match

Team (Date)	GP	K	E	TA	Pct.	Ast.	SA	SE	RE	Dig	BS	BA	BE	BHE	Pts.
FURMAN (8/27)	3	14	3	41	.268	1	1	2	0	3	1	1	0	0	16.5
DUKE (8/28)	5	15	10	54	.093	0	3	3	0	7	1	1	0	0	19.5
at Colorado State (8/31)	3	8	6	28	.071	1	3	2	0	4	0	0	0	0	11.0
vs. Georgia State (9/3)	4	21	5	52	.308	0	2	0	2	5	1	1	0	0	24.5
vs. Montana (9/4)	5	20	7	36	.188	0	0	2	1	15	2	0	0	0	22.0
at Cal State Fullerton (9/4)	3	10	4	38	.158	0	1	1	0	5	1	0	1	0	12.0
*OKLAHOMA (9/15)	3	11	4	29	.241	1	0	0	0	11	0	1	0	0	11.5
*at Nebraska (9/18)	3	4	3	24	.024	0	0	2	0	8	0	1	0	0	4.5
*KANSAS STATE (9/22)	5	24	6	55	.327	0	0	2	0	12	0	3	0	0	25.5
*KANSAS (9/25)	5	21	7	53	.264	0	2	2	0	11	0	1	0	0	23.5
*TEXAS A&M (9/29)	5	19	3	53	.302	1	0	1	0	9	1	2	0	0	21.0
*at Missouri (10/2)	3	12	1	32	.344	2	0	0	4	10	0	1	1	0	12.5
*at Texas (10/6)	3	8	8	25	.000	1	1	2	1	2	0	1	0	0	9.5
*BAYLOR (10/9)	3	6	4	30	.067	0	1	2	0	8	0	0	0	0	7.0
*at Texas Tech (10/13)	5	35	11	74	.324	1	1	1	0	13	0	0	0	0	36.0
*IOWA STATE (10/20)	4	21	7	63	.222	0	0	0	0	5	0	2	0	0	22.0
*at Texas A&M (10/23)	3	4	7	46	-.065	0	0	1	3	6	0	2	0	0	5.0
*at Baylor (10/27)	3	9	8	43	.023	0	0	1	1	4	0	1	0	0	9.5
*TEXAS (10/30)	3	9	4	23	.217	0	0	0	0	1	0	0	0	0	9.0
*MISSOURI (11/3)	4	19	10	54	.167	0	1	2	0	4	0	5	0	0	22.5
*at Kansas (11/6)	3	12	6	34	.176	0	2	1	0	8	0	4	0	0	16.0
*at Oklahoma (11/10)	3	3	8	35	-.143	2	2	0	3	4	0	0	0	0	5.0
*NEBRASKA (11/13)	3	14	2	28	.429	0	1	1	3	11	0	0	0	0	15.0
*at Iowa State (11/16)	3	13	5	42	.190	0	0	1	1	9	0	0	1	0	13.0
*TEXAS TECH (11/20)	5	24	8	75	.216	0	0	0	0	14	1	0	0	0	25.0
*at Kansas State (11/27)	5	20	10	65	.154	1	1	3	3	10	0	2	0	0	22.0
TOTALS	97	372	158	1168	.183	12	22	33	22	208	8	29	3	0	416.5
TOTALS - Big 12	74	284	123	886	.183	10	12	23	19	169	2	26	2	0	311.0



2011 BUFFALOES

PLAYERS

KERRA SCHROEDER, *continued*

tain and the Falcon award winner. Schroeder's club team qualified for the Junior Olympics in each of her last five years, earning fifth-place honors in the Open Division the last three years. In 2008 she was named an All-American. Schroeder was also recruited by Wisconsin, Georgia, St. Mary's, Indiana, Santa Clara and Oregon.

Personal

Kerra (nickname Boo) Schroeder was born on Sept. 14, 1990 in San Diego, Calif. She is the daughter of Tom Schroeder and Debra Holmes. Tom was a member of the varsity reserve basketball team at Wisconsin for two years and her mother played badminton in college. She has three siblings, Zachary Schroeder and Keely and Coner O'Brien. Schroeder is fluent in Spanish and enjoys hanging out with friends and family, exercising/going to the gym, hanging out on the beach and playing beach volleyball. Her nickname is Boo.

Academics

Schroeder is majoring in Spanish and has a member of the Big 12 Commissioner's Honor Roll. Schroeder was also named to the Academic All-Big 12 Second Team in 2010.

Honors

2009

Big 12 Commissioner's Honor Roll – Fall

2010

Big 12 Commissioner's Honor Roll – Spring
Academic All-Big 12 Second Team

Schroeder's Season Stat Lines

Overall	MP-MS	GP	K	E	TA	Pct.	KPG	Ast.	APG	SA	Dig	DPG	BS	BA	TB	BPG	Pts.	+/-
2009-Fr.	29-29	94	236	144	948	.097	2.51	24	0.26	17	199	2.12	6	34	40	0.71	276.0	70.0
2010-So.	26-26	97	372	158	1168	.183	3.84	12	0.12	22	208	2.14	3	29	37	0.38	146.5	200.5
Totals	55-55	191	608	302	2116	.145	3.18	36	0.19	39	407	2.13	14	63	77	0.40	692.5	270.5
Big 12	MP-MS	GP	K	E	TA	Pct.	KPG	Ast.	APG	SA	Dig	DPG	BS	BA	TB	BPG	Pts.	+/-
2009-Fr.	20-20	66	159	106	664	.080	2.41	15	0.23	8	140	2.12	5	20	25	0.38	182.0	36.0
2010-So.	20-20	74	284	123	886	.182	3.84	10	0.14	12	169	2.28	2	26	28	0.38	311.0	144.0
Totals	40-40	140	443	229	1550	.138	3.16	25	0.18	20	309	2.21	7	46	53	0.18	493.0	180.0

2011 BUFFALOES

PLAYERS



JESSICA ASCHENBRENNER

13

5-11, Sophomore, Outside Hitter
Denver, Colo. (Cherry Creek)

Kritza on Aschenbrenner

"Jess has worked tremendously hard to improve in the off-season and will challenge for time on the court this year in a defensive role. She is a very savvy player who is dedicated to self improvement."

As a Freshman in 2010

Aschenbrenner played in five of Colorado's 26 matches, making her collegiate debut against Georgia State (9/3). Aschenbrenner made her first career start against Texas A&M (10/23), recording one kill on nine attacks and one block. She played in a total of 10 sets for the Buffs.

High School

Aschenbrenner earned a pair of letters from Cherry Creek High School and helped the Bruins to a pair of state tournament appearances. The team won the 2008 Colorado 5A Championship with an unblemished record of 31-0, defeating Grandview in three sets. In her senior year, the Bruins advanced to the quarterfinals; finishing with a 21-8 record.

During her senior year, she recorded 271 kills and just 98 errors on 767 attacks to hit .226. Aschenbrenner added 34 block solos and 25 block assists and 221 digs in 96 sets. She was an all-state selection, served as the team captain and was named the team's MVP. Aschenbrenner was a member of Club 5280 in Denver.

Personal

Jessica Aschenbrenner was born on June 12, 1992 in West Palm Beach, Florida. Her parents are William Ashenbrenner and Grace Randazzo of Greenwood Village, Colo. She has one older sister, Amanda. Aschenbrenner enjoys crafts, hiking and rafting.

Academics

Aschenbrenner is majoring in business administration and is carrying a GPA greater than 3.00 into her sophomore year. She was a member of the National Honor Society and the honor roll in high school.

Honors

2010

Big 12 Commissioner's Honor Roll – Fall

2011

Big 12 Commissioner's Honor Roll – Spring

Career Highs

Kills - 1 vs. TAMU (10/23/10)
Attacks - 9 vs. TAMU (10/23/10)
Att Pct. - .111 vs. TAMU (10/23/10)
Assists - 1 @ BU (10/27/10)
Digs - 7 @ BU (10/27/10)
Blocks - 1 vs. TAMU (10/23/10)
Points - 1.5 vs. TAMU (10/23/10)

2010 Match-by-Match

Team (Date)	GP	K	E	TA	Pct.	Ast.	SA	SE	RE	Dig	BS	BA	BE	BHE	Pts.
vs. Georgia State (9/3)	1	0	0	0	.000	0	0	0	0	0	0	0	0	0	0.0
*at Texas A&M (10/23)	3	1	0	9	.111	0	0	1	0	2	0	1	1	0	1.5
*at Baylor (10/27)	3	0	1	3	-.333	1	0	0	1	7	0	0	0	0	0.0
*at Iowa State (11/16)	2	0	1	3	-.333	0	0	0	0	1	0	0	0	0	0.0
*at Kansas State (11/27)	1	0	1	1	-1.000	0	0	0	0	0	0	0	0	0	0.0
TOTALS	10	1	3	16	-.125	1	0	1	1	10	0	1	1	0	1.5
TOTALS - Big 12	9	1	3	16	-.125	1	0	1	1	10	0	1	1	0	1.5

Aschenbrenner's Season Stat Lines

Overall	MP-MS	GP	K	E	TA	Pct.	KPG	Ast.	APG	SA	Dig	DPG	BS	BA	TB	BPG	Pts.	+/-
2010-Fr.	5-2	10	1	3	16	-.125	0.10	1	0.10	0	10	1.00	0	1	1	0.10	1.5	-4.5
Big 12	MP-MS	GP	K	E	TA	Pct.	KPG	Ast.	APG	SA	Dig	DPG	BS	BA	TB	BPG	Pts.	+/-
2010-Fr.	4-2	9	1	3	16	-.125	0.11	1	0.11	0	10	1.11	0	1	1	0.11	10.0	-4.5

2011 BUFFALOES

PLAYERS



MEGAN BECKWITH

5-10, Sophomore,
Libero/Defensive Specialist
Leesburg, Va. (Heritage)



Kritza on Beckwith

"Megan returns with a year of collegiate playing experience under her belt and we look for her continued improvement this season. She is a fast athlete with a strong desire to excel in the libero position, so we look for a strong contribution in our serve reception and defense."

As a Freshman in 2010

Beckwith made her collegiate debut and first career start against Furman (8/27). Beckwith went on to play in all of Colorado's 26 matches, playing in all but one set for the Buffs. She became the first Buffalo since 2008 to record more than 20 digs in a match (25), which she did against Georgia State (9/3). In the following match against

Montana (9/4), Beckwith became the first player since 2007 to record 30 digs in a match with a career-high 30 digs, which broke Elizabeth Gower's freshman single match record of 28. She recorded 20 or more digs in seven matches this season. On a whole she recorded 401 digs to rank eighth in the CU single season chart. Beckwith broke Karrie Downey's 1991 freshman record for digs in a season (347) and digs per set (3.25) as she averaged 4.18 per set which also ranked seventh in the Big 12. Beckwith was named a finalist for the CU Female Freshman of the Year Award.

High School

Beckwith played for Heritage High School and was the state single season digs record holder with 646 in 2009; she also owns the record for the most digs in a single match at 56. As a junior she recorded 473 digs and her sophomore year she collected 197 digs. Her career total of 1,316 is a school record and ranks third in the state. The HHS Pride won the 2009 Cedar Run District Tournament and was the co-Dulles District Champions in 2008. Her high school team was coached by Carmel Keilty, ESPN The Magazine's High School Volleyball Coach of the Year in 2000 and a three-time Virginia Coach of the Year. Beckwith was second-team all-state and first-team all-district as a senior and was a member of the all-district second team her junior year.

As a member of the Virginia Elite Volleyball Club, Beckwith helped the team qualify for the open division at the USAV Junior Olympics in 2008. Beckwith also played for the NVVA team her season year. She was also a member of the National Honors Society and was named the Geometry Student of the Year as a freshman. Beckwith was also recruited by Penn State, Ohio State, Georgia, Virginia Tech and Delaware but choose CU "for everything." She added, "The coaches are everything that I could have hoped for. The CU family has set very high goals for the program and I love the fact that I would be a part of that incredible journey."

Personal

Megan Elizabeth Beckwith was born on July 31, 1992 in Bethesda, Maryland. Her parents are Paul and Amanda Beckwith of Leesburg, Va. She has one older sister, Lindsey, who attends Virginia Tech. Beckwith lists her hobbies as snowboarding, listening to music, watching movies, reading and drawing. She originally wanted to play soccer in college, but once she starting playing volleyball in eighth grade, Beckwith never looked back.

Academics

Beckwith is majoring in integrative physiology and is also interested in exercise science. She has a greater than 3.00 heading into her sophomore year. Beckwith was a member of the National Honor Society in high school.

Career Highs

Assists - 6, @ TTU (10/13/10)
Aces - 2, vs. Duke (8/28/10)
Digs - 30 vs. Montana (9/4/10)
Points - 2.0, vs. Duke (8/28/10)

Honors

2010
Big 12 Commissioner's Honor Roll - Fall
2011
Big 12 Commissioner's Honor Roll - Spring

2010 Match-by-Match

Team (Date)	GP	K	E	TA	Pct.	Ast.	SA	SE	RE	Dig	BS	BA	BE	BHE	Pts.
FURMAN (8/27)	3	0	0	1	.000	1	0	1	0	8	0	0	0	0	0.0
DUKE (8/28)	5	0	0	0	.000	1	2	0	1	18	0	0	0	0	2.0
at Colorado State (8/31)	3	0	0	0	.000	2	0	4	1	3	0	0	0	0	0.0
vs. Georgia State (9/3)	4	0	0	1	.000	0	0	2	5	25	0	0	0	0	0.0
vs. Montana (9/4)	5	0	0	3	.000	1	0	4	2	30	0	0	0	0	0.0
at Cal State Fullerton (9/4)	3	0	0	2	.000	1	1	2	3	18	0	0	0	0	1.0
*OKLAHOMA (9/15)	3	0	0	0	.000	2	0	2	2	12	0	0	0	0	0.0
*at Nebraska (9/18)	3	0	0	2	.000	2	0	1	0	10	0	0	0	0	0.0
*KANSAS STATE (9/22)	5	0	0	0	.000	3	0	2	1	17	0	0	0	0	0.0
*KANSAS (9/25)	5	0	0	0	.000	2	0	0	1	12	0	0	0	0	0.0
*TEXAS A&M (9/29)	5	0	1	1	-1.000	1	0	2	1	20	0	0	0	0	0.0
*at Missouri (10/2)	3	0	0	0	.000	4	0	0	0	16	0	0	0	0	0.0
*at Texas (10/6)	3	0	0	0	.000	2	1	1	3	8	0	0	0	0	1.0
*BAYLOR (10/9)	3	0	1	1	-1.000	0	0	0	0	11	0	0	0	0	0.0
*at Texas Tech (10/13)	5	0	0	0	.000	6	0	0	0	20	0	0	0	0	0.0
*IOWA STATE (10/20)	4	0	0	0	.000	1	0	0	1	20	0	0	0	0	0.0
*at Texas A&M (10/23)	3	0	0	0	.000	2	0	1	2	16	0	0	0	0	0.0
*at Baylor (10/27)	2	0	0	0	.000	1	0	0	2	8	0	0	0	0	0.0
*TEXAS (10/30)	3	0	0	0	.000	0	1	0	0	13	0	0	0	0	1.0
*MISSOURI (11/3)	4	0	0	0	.000	0	0	0	0	26	0	0	0	0	0.0
*at Kansas (11/6)	3	1	0	1	1.000	1	1	1	1	13	0	0	0	0	2.0
*at Oklahoma (11/10)	3	0	1	1	-1.000	2	0	1	0	10	0	0	0	0	0.0
*NEBRASKA (11/13)	3	0	0	0	.000	2	1	1	0	12	0	0	0	0	1.0
*at Iowa State (11/16)	3	0	0	0	.000	2	0	2	1	9	0	0	0	1	0.0
*TEXAS TECH (11/20)	5	0	0	0	.000	5	1	2	0	19	0	0	0	0	1.0
*at Kansas State (11/27)	5	0	0	2	.000	4	2	4	0	27	0	0	0	0	2.0
TOTALS	96	1	3	15	-.133	48	10	33	27	401	0	0	0	1	11.0
TOTALS - Big 12	73	1	3	8	-.250	42	7	20	15	299	0	0	0	1	8.0

Beckwith's Season Stat Lines

Overall	MP-MS	GP	K	E	TA	Pct.	KPG	Ast.	APG	SA	Dig	DPG	BS	BA	TB	BPG	Pts.	+/-
2010-Fr.	26-0	96	1	3	15	-.133	0.01	48	0.50	10	401	4.18	0	0	0	0.00	11.0	-53
Big 12	MP-MS	GP	K	E	TA	Pct.	KPG	Ast.	APG	SA	Dig	DPG	BS	BA	TB	BPG	Pts.	+/-
2010-Fr.	20-0	73	1	3	8	-.250	0.01	42	0.58	7	299	4.10	0	0	0	0.00	8.0	-31

2011 BUFFALOES

PLAYERS



**NIKKI
LINDOW**



6-2, Sophomore, Middle Blocker
Erie, Colo. (Centaurus)

Kritza on Lindow

"After a strong freshman season, Nikki will again play an important role for this team. Her size and athleticism will provide depth in multiple positions and her competitive spirit will be crucial for her overall development and success."

As a Freshman in 2010

Lindow quickly became a Colorado standout making her first career start in the Buffs'

season opener against Furman (8/27), where she recorded 12 kills. Lindow's career-high 13 kills was

recorded against Montana (9/4) just one week later. Lindow led the Buffs in scoring twice this season against Nebraska (9/18) and Baylor (10/9). A strong blocker, Lindow led her team with 0.74 blocks per set and recorded a six blocks three different times throughout the season. Lindow also recorded a career-high hitting percentage of .579 against Kansas State (11/27), which was a 2010 team best, with another 12 kills and only one error on 19 swings. Lindow totaled 187 kills and hit .191 while adding 72 total blocks her freshman campaign.

High School

Lindow, a 6-2 middle blocker from Erie, Colo., earned two letters as a member of the Centaurus High School team. She was named first team all-conference as a junior and senior and was named the team's MVP both of those seasons. Lindow was an all-state honorable mention selection as a junior and is an all-state nominee this year.

Lindow was a member of the Front Range Volleyball Club. Her team took fifth at the AAU Championship and a top 20 finish at USAV Junior Olympics in 2009. Lindow was a two sport athlete in high school, earning three letters in basketball as well. Metro State recruited her for volleyball and basketball. She was also recruited by Denver, Arizona State, Colorado State, Seattle and Arkansas and decided on CU to play for the coaching staff.

Personal

Nichole Lynn Lindow was born on August 6, 1992 in Boulder, Colo. Her parents are Robert and Sindy Lindow and she has one older sibling, Shane Liss. Lindow enjoys horseback riding, water skiing and dirt biking and used to travel and ride in rodeos.

Academics

Lindow is an open major.

2010 Match-by-Match

Team (Date)	GP	K	E	TA	Pct.	Ast.	SA	SE	RE	Dig	BS	BA	BE	BHE	Pts.
FURMAN (8/27)	3	12	3	26	.346	0	0	0	0	1	1	2	0	0	14.0
DUKE (8/28)	5	7	5	20	.100	0	0	0	0	2	1	1	0	0	8.5
at Colorado State (8/31)	3	6	2	13	.231	0	0	0	0	0	0	2	1	0	7.0
vs. Georgia State (9/3)	4	10	2	18	.444	0	0	0	0	2	0	2	1	0	11.0
vs. Montana (9/4)	5	13	4	37	.243	1	0	0	0	2	0	3	1	0	14.5
at Cal State Fullerton (9/4)	3	6	5	20	.050	0	0	0	0	0	1	3	0	0	8.5
*OKLAHOMA (9/15)	3	4	6	22	-.091	1	0	0	0	1	1	1	0	0	5.5
*at Nebraska (9/18)	3	4	4	14	.000	0	0	0	0	1	0	0	1	0	4.0
*KANSAS STATE (9/22)	5	11	4	26	.269	0	0	0	0	2	2	4	3	0	15.0
*KANSAS (9/25)	5	10	7	29	.103	2	0	0	0	0	0	5	1	0	12.5
*TEXAS A&M (9/29)	5	7	7	16	.000	0	0	0	1	0	0	6	3	0	10.0
*at Missouri (10/2)	3	6	3	16	.188	1	0	0	0	2	2	2	0	0	9.0
*at Texas (10/6)	3	5	2	11	.273	0	0	0	0	1	1	2	0	0	7.0
*BAYLOR (10/9)	3	9	3	19	.316	0	0	0	0	0	1	0	0	0	10.0
*at Texas Tech (10/13)	5	11	3	19	.421	0	0	0	0	0	1	2	0	0	13.0
*IOWA STATE (10/20)	4	7	1	22	.273	0	0	0	0	1	0	4	0	0	9.0
*at Texas A&M (10/23)	3	3	4	21	-.048	0	0	0	0	1	1	3	1	0	5.5
*at Baylor (10/27)	3	5	1	18	.222	0	0	0	0	0	0	0	1	0	5.0
*TEXAS (10/30)	3	7	4	16	.188	0	0	0	0	0	0	2	2	0	8.0
*MISSOURI (11/3)	4	7	3	23	.174	0	0	0	0	0	0	6	3	0	10.0
*at Kansas (11/6)	3	4	4	19	.000	0	0	0	0	0	0	4	0	0	6.0
*at Oklahoma (11/10)	3	3	3	8	.000	0	0	0	1	1	0	1	0	0	3.5
*NEBRASKA (11/13)	3	5	2	14	.214	0	0	0	0	0	0	0	0	0	5.0
*at Iowa State (11/16)	3	2	3	15	-.067	0	0	0	0	0	1	0	0	3	3.0
*TEXAS TECH (11/20)	5	11	2	32	.281	0	0	0	0	1	0	2	2	0	12.0
*at Kansas State (11/27)	5	12	1	19	.579	0	0	0	0	2	0	2	0	0	13.0
TOTALS	97	187	89	513	.191	5	0	0	2	19	13	59	20	3	229.5
TOTALS - Big 12	74	133	67	379	.174	4	0	0	2	12	10	46	17	3	166.0

Career Highs

Kills - 13 vs. UM (9/4/10)
Attacks - 37 vs. UM (9/4/10)
Att Pct. - .444 vs. GSU (9/3/10)
Assists - 1, twice
Aces - 0
Digs - 2, four times
Blocks - 6, three times
Points - 15.0 vs. KSU (9/22/10)

Lindow's Season Stat Lines

Overall	MP-MS	GP	K	E	TA	Pct.	KPG	Ast.	APG	SA	Dig	DPG	BS	BA	TB	BPG	Pts.	+/-
2010-Fr.	26-26	97	187	89	513	.191	1.93	5	0.05	0	19	0.20	13	59	72	0.74	229.5	115.5
Big 12	MP-MS	GP	K	E	TA	Pct.	KPG	Ast.	APG	SA	Dig	DPG	BS	BA	TB	BPG	Pts.	+/-
2010-Fr.	20-20	74	133	67	379	.174	1.80	4	0.05	0	12	0.16	10	46	56	0.76	166.0	77



2011 BUFFALOES

PLAYERS



**ANA
PANTOVIC**



6-5, Sophomore, Right Side Hitter
Vrnjacka Banja, Serbia

Kritza on Pantovic

"Ana is an excellent representative of this program and she is hopeful to be able to expand her role, allowing her previous playing experience and impressive career success to add a new dimension to this team."

Pre-Colorado

Pantovic was a member of the Serbian national team on the youth, junior and senior levels. Her youth team won a gold and a silver medal at the Balkan Championship. Pantovic's junior team

placed fourth in the European Championship (2008) and placed first in the European league championship in Turkey. Pantovic helped the Serbian team qualify for the world championships in 2009.

Personal

Ana Pantovic was born on April 25, 1990 in Serbia to Miroslav and Verica Pantovic. She has one brother, Marko. Pantovic is fluent in Serbian, French, Spanish and English.

Academics

Pantovic is an open major but is interested in political science.

2011 BUFFALOES

PLAYERS



ELYSSE RICHARDSON



5-3, *Sophomore, Libero/Setter*
Vienna, Va. (Langley)

Kritza on Richardson

"Elysse has an insatiable desire to improve and compete at all times. She is a tireless worker and is a truly selfless player who is constantly looking for ways to improve her team and its collective performance. She provides important competition for the libero and defensive specialist positions."

As a Freshman in 2010

Richardson made her Colorado debut at the Buffs' season opener against Furman (8/27), recording five digs and two aces. She played a significant role for CU in the back row, recording 17 digs against Montana

(9/4) and Kansas State (9/22), but notched her season-best total of 21 digs against Texas Tech (11/20). Richardson finished her first season with 173 digs and 18 aces.

High School

Richardson was part of a successful team at Langley High School. She was named the District MVP and earned all-region and all-district first team honors as a senior. Richardson was an all-state honorable mention selection. She was named Langley's Outstanding Athlete of the Year and Sportswoman of the Year and earned All-Met honors. During Richardson's junior campaign she was named first team all-district and was second team all-region. She set the Virginia state record for most digs in a season during her junior campaign (490) and reset it her senior year (659).

She was also a member of the Virginia Elite Volleyball Club for

three seasons and played her senior year with the Northern Virginia Volleyball Association. Her club team was undefeated in the region in 2009, winning the region championship in 2008 and '09. The team earned runner-up honors in 2010. Richardson was also recruited by Rice, Tulane, Georgetown, Tampa and Villanova and decided on CU "for the coaches and the team is great."

Personal

Elysse Frances Richardson was born on October 6, 1991 in Bethesda, Maryland. She is the daughter of Raj and Lily Richardson of Vienna, Va., and has two younger siblings, Daniel and Jose. Richardson is half Cuban and is bilingual. She enjoys dancing, singing, skiing and swimming.

Academics

Richardson is majoring in psychology with a minor in business. She was a scholar athlete in high school (possessing a GPA greater than 3.7) and was a valedictorian. Richardson was inducted into the National Honor Society her senior year. She has a 3.897 GPA heading into her sophomore year.

Career Highs

Kills - 1 vs. UM (9/4/10)
Att Pct. - 1.000 vs. UM (9/4/10)
Assists - 2, vs. KSU (9/22/10)
Aces - 2, @ TTU (10/13/10)
Digs - 21 vs. TTU (11/20/10)
Points - 3.0, twice

Honors

2010
Big 12 Commissioner's Honor Roll – Fall

2011
Big 12 Commissioner's Honor Roll – Spring

2010 Match-by-Match

Team (Date)	GP	K	E	TA	Pct.	Ast.	SA	SE	RE	Dig	BS	BA	BE	BHE	Pts.
FURMAN (8/27)	3	0	0	0	.000	1	2	0	0	5	0	0	0	0	2.0
DUKE (8/28)	5	0	0	1	.000	1	1	1	0	4	0	0	0	0	1.0
at Colorado State (8/31)	3	0	0	0	.000	0	1	2	1	3	0	0	0	0	1.0
vs. Georgia State (9/3)	4	0	0	1	.000	0	1	1	1	9	0	0	0	0	1.0
vs. Montana (9/4)	5	1	0	1	1.000	0	2	3	1	17	0	0	0	0	3.0
at Cal State Fullerton (9/4)	3	0	0	0	.000	0	0	0	0	0	0	0	0	0	0.0
*OKLAHOMA (9/15)	2	0	0	0	.000	0	1	0	0	5	0	0	0	0	1.0
*at Nebraska (9/18)	3	0	0	0	.000	1	0	0	1	5	0	0	0	0	0.0
*KANSAS STATE (9/22)	5	0	0	0	.000	2	0	1	1	17	0	0	0	0	0.0
*KANSAS (9/25)	4	0	0	1	.000	0	0	0	0	10	0	0	0	0	0.0
*TEXAS A&M (9/29)	5	0	0	0	.000	1	1	1	0	6	0	0	0	0	1.0
*at Missouri (10/2)	3	0	0	1	.000	1	1	0	1	1	0	0	0	0	1.0
*at Texas (10/6)	3	0	0	0	.000	1	1	0	0	2	0	0	0	0	1.0
*BAYLOR (10/9)	3	0	0	0	.000	0	0	0	0	3	0	0	0	0	0.0
*at Texas Tech (10/13)	5	0	0	1	.000	0	3	1	0	13	0	0	0	0	3.0
*IOWA STATE (10/20)	4	0	0	0	.000	2	0	0	0	8	0	0	0	0	0.0
*at Texas A&M (10/23)	3	0	0	1	.000	1	0	0	2	10	0	0	0	0	0.0
*at Baylor (10/27)	2	0	0	0	.000	2	0	0	1	4	0	0	0	0	0.0
*TEXAS (10/30)	3	0	0	0	.000	0	0	0	0	3	0	0	0	0	0.0
*MISSOURI (11/3)	4	0	0	0	.000	0	1	0	3	8	0	0	0	0	1.0
*NEBRASKA (11/13)	1	0	0	0	.000	0	0	0	0	0	0	0	0	0	0.0
*at Iowa State (11/16)	3	0	0	1	.000	1	1	2	1	8	0	0	0	0	1.0
*TEXAS TECH (11/20)	5	0	0	1	.000	0	2	0	2	21	0	0	0	0	2.0
*at Kansas State (11/27)	5	1	1	2	.000	0	0	3	2	11	0	0	0	0	1.0
TOTALS	86	2	1	11	.091	14	18	15	17	173	0	0	0	0	20.0
TOTALS - Big 12	63	1	1	8	.000	12	11	8	14	135	0	0	0	0	12.0

Richardson's Season Stat Lines

Overall	MP-MS	GP	K	E	TA	Pct.	KPG	Ast.	APG	SA	Dig	DPG	BS	BA	TB	BPG	Pts.	+/-
2010-Fr.	24-9	86	2	1	11	.091	0.02	14	0.16	18	173	2.01	0	0	0	0.00	20.0	-13
Big 12	MP-MS	GP	K	E	TA	Pct.	KPG	Ast.	APG	SA	Dig	DPG	BS	BA	TB	BPG	Pts.	+/-
2010-Fr.	18-7	63	1	1	8	.000	0.02	12	0.19	11	135	2.14	0	0	0	0.00	12.0	-11

2011 BUFFALOES

PLAYERS



**ERIN
STOCK**



5-10, Sophomore, Setter
Pueblo West, Colo. (Coronado/Fresno State)

Kritza on Stock

Erin will add important competition in the setting position for us and having a year of college playing experience under her belt will aid in her ability to contribute. We are excited that she will be joining us and bringing a very aggressive and hardnosed approach to the game. Her work ethic and determined attitude will help her transition well to the team. We are happy to call her a Buff.

College (Fresno State)

Stock comes to CU after playing her freshman year at Fresno State. She led the Bulldogs with 8.19 assists per

set, which ranked ninth in the Western Athletic Conference. Stock played in 24 of 28 matches, starting in 18. She also recorded 117 digs and 33 blocks.

High School

Stock earned four letters as a member of the Coronado High School team and served as the team captain her final season with the Cougars. She earned all-conference honors and was an all-state honorable mention selection as a senior and was all-conference her junior year. Stock also played club volleyball for the Colorado Juniors and was a member of the team that won the 2009 and 2007 Rocky Mountain Region. She was recruited by Seattle, Denver and Hawaii Pacific before deciding on Fresno State.

Personal

Stock was born on May 22, 1992 in Ann Arbor, Mich. She is the daughter of David and Patricia Stock of Colorado Springs, Colo. and has one younger sister, Tess. Stock enjoys hiking, camping, snowboarding and reading.

Academics

Stock is undecided on a major but would like to be an interpreter for a major company after she graduates. Stock was a member of the honor roll in high school and was an academic all-state first team selection as a senior.

2011 BUFFALOES

PLAYERS



HANNAH WALKER



**5-5, Sophomore, Libero/
Defensive Specialist**
Peyton, Colo. (Colorado Springs Christian)

Kritza on Walker

"Hannah is battling injuries to return to the court, but is on the right track for her development as a player. She has the ability to contribute as one of the team's most solid passers and defenders."

As a Freshman in 2010

Walker made her collegiate debut in Colorado's season opener against Furman (8/27). She picked up a career-high 13 digs against Duke (8/28). Walker recorded 79 digs in 2010. Her season was cut short as she missed CU's final five matches due to injury.

High School

Walker is a four-year letterwinner for Colorado Spring Christian. The 5-5 libero helped the Lions to a 30-0 record her senior year. Walker was a starter all four years for CSCHS. In that time, the Lions accumulated a 112-10 record (.918 winning percentage). They were the Tri-Peaks League Champions, Colorado High School district and region champions from 2006-09 and won the state championship 2006-09. Walker was named first team all-conference and was an all-state honorable mention selection as a junior (team will be named for her senior year later this November). She is a two-time team co-captain and was named a Prep Volleyball Senior Ace. Walker was also listed on the American Volleyball Coaches Association's All-America watch list and was named to *The Denver Post* all-state first team.

The Peyton, Colo. native is a member of the Colorado Junior Volleyball Club and competed at the USAV Junior Olympics from 2006-08. She was named to the all-tournament team when her team won the Rocky Mountain Regional Championship. Walker has also competed in the USAV High Performance Program and Championship for the last four years. She is a four-time member of the High Honor Roll at CSCHS. She was also recruited by Colorado State, New Mexico State and TCU, but said she choose CU, "because I wanted to play for Coach Kritza and because Colorado is a great place to live."

Personal

Hannah Marie Walker was born on April 4, 1992 in Atlantic, Iowa. She is the daughter of Gerald and Dawn Walker of Peyton, Colo. She has two older brothers, Nathan and Micah. Nathan plays football at the Air Force Academy. Walker lists her hobbies as 4-H, showing livestock, horseback riding snowboarding, camping and other outdoor activities. She loves to act and has been a cast member in the city wide production of "Scrooge The Carol With an Attitude" in Colorado Springs for the last four years and her family has been volunteering for years together building houses for impoverished families in Mexico, homeless lunch projects and working in soup kitchens for Thanksgiving.

Academics

Walker is majoring in speech, language and hearing sciences. She intends to major in sports psychology and is also interested in coaching.

Career Highs

Kills - 1 vs. Duke (8/28/10)
Attacks - 3 vs. Duke (8/28/10)
Att Pct. - .333 vs. Duke (8/28/10)
Assists - 4 vs. BU (10/9/10)
Aces - 2 vs. Cal State Fullerton (9/4/10)
Digs - 13 vs. Duke (8/28/10)
Points - 2.0 vs. Cal State Fullerton (9/4/10)

Honors

2010
Big 12 Commissioner's Honor Roll – Fall
2011
Big 12 Commissioner's Honor Roll – Spring

2010 Match-by-Match

Team (Date)	GP	K	E	TA	Pct.	Ast.	SA	SE	RE	Dig	BS	BA	BE	BHE	Pts.
FURMAN (8/27)	3	0	0	0	.000	1	0	1	0	7	0	0	0	0	0.0
DUKE (8/28)	5	1	0	3	.333	0	0	1	0	13	0	0	0	0	1.0
at Colorado State (8/31)	3	0	0	0	.000	0	0	1	1	2	0	0	0	0	0.0
vs. Georgia State (9/3)	4	0	0	1	.000	0	1	1	1	10	0	0	0	0	1.0
vs. Montana (9/4)	3	0	0	0	.000	0	0	0	0	1	0	0	0	0	0.0
at Cal State Fullerton (9/4)	3	0	0	0	.000	1	2	5	1	6	0	0	0	0	2.0
*OKLAHOMA (9/15)	3	0	0	0	.000	0	0	1	0	7	0	0	0	0	0.0
*at Nebraska (9/18)	2	0	0	0	.000	0	0	1	1	3	0	0	0	1	0.0
*KANSAS STATE (9/22)	5	0	0	0	.000	0	0	2	1	7	0	0	0	0	0.0
*KANSAS (9/25)	3	0	0	0	.000	0	0	1	0	2	0	0	0	0	0.0
*TEXAS A&M (9/29)	2	0	0	0	.000	0	0	0	0	1	0	0	0	0	0.0
*at Missouri (10/2)	2	0	0	1	.000	0	0	0	0	2	0	0	0	1	0.0
*at Texas (10/6)	2	0	0	0	.000	0	0	0	0	0	0	0	0	0	0.0
*BAYLOR (10/9)	2	0	0	0	.000	4	0	0	0	2	0	0	0	0	0.0
*at Texas Tech (10/13)	5	0	0	0	.000	0	0	0	0	10	0	0	0	0	0.0
*IOWA STATE (10/20)	4	0	0	0	.000	2	0	0	1	5	0	0	0	0	0.0
*TEXAS (10/30)	2	0	0	0	.000	0	0	0	1	1	0	0	0	0	0.0
*MISSOURI (11/3)	2	0	0	0	.000	0	0	0	0	2	0	0	0	0	0.0
*at Kansas (11/6)	2	0	0	0	.000	0	0	0	0	0	0	0	0	0	0.0
TOTALS	57	1	0	5	.200	4	3	14	7	79	0	0	0	2	4.0
TOTALS - Big 12	36	0	0	1	.000	2	0	5	4	40	0	0	0	2	0.0

Walker's Season Stat Lines

Overall	MP-MS	GP	K	E	TA	Pct.	KPG	Ast.	APG	SA	Dig	DPG	BS	BA	TB	BPG	Pts.	+/-
2010-Fr.	19-3	57	1	0	5	.200	0.02	4	0.07	3	79	1.39	0	0	0	0.00	4.0	-19
Big 12	MP-MS	GP	K	E	TA	Pct.	KPG	Ast.	APG	SA	Dig	DPG	BS	BA	TB	BPG	Pts.	+/-
2010-Fr.	13-1	36	0	0	1	.000	0.00	2	0.06	0	40	1.11	0	0	0	0.00	0.0	-11

2011 BUFFALOES

PLAYERS



EMILY ALEXIS



5-11, Freshman, Outside Hitter
Brighton, Colo. (Prairie View)

Kritza on Alexis

"It will be great to see what Emily can do after returning from her redshirt year. She has worked to get back physically and will present a challenge in the outside hitter position as she continues to refine her skills."

As a Freshman in 2010

Redshirt. Did not compete.

High School

Alexis helped Prairie View High School to a 21-5 record during the 2009 season. Alexis recorded 332 kills, 375 digs, 52 ace and 26 blocks in 87 games for the

Thunderhawks. She helped to turn around a team that was 4-11 in her freshman campaign, the first year of the school's existence, to the Skyline League Champions as a senior. Alexis was named the league's MVP as a junior and senior. On October 26, 2009, she was named the AVCA/Max Preps Player of the Week.

Alexis played for the Front Range Volleyball Club which received bids to play at the USAV Junior Olympics from 2006-09. While the club recorded many national championships, the 2009 season produced a top five finish at the AAU National Championships and a top 20 finish at USAV Junior Olympics. The team also placed third at the AAU Championship in 2007. She plays for the top 18s team in the club and is coached by Jim Miret, who was the first-ever assistant volleyball coach at CU. Alexis was also recruited by Ohio, Colorado State and Tulane, but decided on joining the Buffs because, "I loved everything about CU and to have the opportunity to help build a winning program."

Personal

Emily Anne Alexis was born on February 20, 1992 in Aurora, Colo. She is the daughter of Tony and Gloria Alexis of Brighton, Colo. Alexis has four siblings, Carissa, Anna, Zach and Jacob. Her father played football at Ottawa University and her sister, Anna, played volleyball at Bethany College. Alexis lists reading, traveling, playing sports and listening to music as her hobbies and also enjoys snowball fights and sledding.

Academics

Alexis is an open major at Colorado. She is interested in physical therapy and has a GPA greater than 3.00. Alexis was a member of the Principle's Honor Roll and earned academic letters her senior and junior years.



NICKI BROWN



5-11, Freshman, Outside Hitter
Santa Barbara, Calif. (Dos Pueblos)

Kritza on Brown

Nicki is a welcomed addition to the Buffs program as she brings a fierce competitive spirit, a well balanced volleyball skill set, and a great background from a volleyball laden area of the country. She will acclimate to the college game quickly because of her previous experience and we look for great things from her both on and off the court.

High School

Brown is a 5-11 outside hitter and libero from Santa Barbara, Calif. She earned two letters in volleyball as a member of the Dos Pueblos High School team where

she was named the team MVP her senior year. Brown also garnered first team all-conference honors as a senior and was a member of the second team as a junior. She was recruited by Cal Poly, San Francisco, Nevada and Rhode Island.

The DPHS Chargers finished the 2010 season with a 21-9 overall record and won the Channel League. In 2009 they finished with a school record 33 wins and three losses, winning the Channel League and CIF Southern Section. The Chargers went to the state championship and ended their season in the semi-finals.

Brown played her final year of club volleyball for the Santa Barbara 18-Smack for Jason Dunnelly while finishing first at the 2011 USA Volleyball Girls' Junior National Championships in the American Division.

Personal

Nicole Brown was born on September 9, 1993 in Santa Barbara, Calif. She is the daughter of Pat and Tina Brown and has three siblings, Kelsie, Sammie and Bedu. Her father played football at Cal Poly while her mother was on the volleyball team there. Her sisters Kelsie and Sammie both play collegiate volleyball; Kelsie at Cal State L.A. and Sammie at Notre Dame. Brown enjoys going to the beach, surfing, hiking, paddle boarding, wakeboarding and beach volleyball.

Academics

Brown is interested in communications, but is also interested in public relations, real estate and event planning.

2011 BUFFALOES

PLAYERS



KELSEY ENGLISH



6-2, Freshman, Middle Blocker
Colorado Springs, Colo. (Doherty)

Kritza on English

We are very excited to welcome Kelsey into the Colorado family. She is one of the top players in the state of Colorado and it is significant that she recognizes the extremely bright future she can have as a Buff. She is a gifted athlete who has all the makings of an elite level player. Her jumping ability and athleticism, combined with her work ethic, will propel her to a very successful college volleyball career.

High School

English was a 6-2 middle blocker from Doherty High School, coached by Julie Ortiz. She recorded 294 kills

on 589 attacks while adding 41 aces and 90 blocks as the Spartans finished the season with a 22-8 record. English was a first team all-league selection in 2011.

As a junior she recorded 201 kills and 102 digs and DHS finished with a 23-7 overall record. DHS advanced to the semi-finals in the CHSAA 5A championship before falling to Highlands Ranch High School in five sets. English was named second team all-state that year. She has a jump reach of 10-6 that she demonstrated by winning the 2009 and 2011 CHSAA 5A state high jump championship. English set the DHS record in the high jump at 5-9 on May 20, 2011. English played club volleyball for four years with Colorado Juniors under Bill and Judy Peer who are looking forward to watching her career at CU.

Personal

Kelsey English was born on May 20, 1993 in Aurora, Colo. She is the daughter of Kevin, who played basketball at Wisconsin, and Jeanne English of Colorado Springs, Colo. and has one younger brother, Sean. English enjoys cooking, snowboarding, swimming, horseback riding, rock climbing, writing, shopping and yoga. She was also recruited by Missouri, San Diego State, Texas A&M, Wyoming, Ohio State, Virginia Tech, Alabama and Oregon State.

Academics

English is interested in majoring in business and physical therapy at CU. She has been a member of the honor roll every semester of high school and is also a member of the National Honor Society and DECA. English was an Academic All-State first team selection her sophomore, junior and senior seasons.



CAITLYN HUBBARD



5-10, Freshman, Outside Hitter/ Defensive Specialist
Limon, Colo. (Limon)

Kritza on Hubbard

Caitlyn has been successful in multiple sports throughout her prep career and we are pleased to add her athleticism and disciplined mentality to this program. She is a very determined young woman who will represent the Buffs well with her diligent demeanor and athletic prowess, but most importantly with her academic achievements and contribution to the university community.

High School

Hubbard is a 5-10 outside hitter from Limon High School. As a junior she recorded 315 kills and 182 digs

while helping the Badgers to a 9-12 season. LHS finished her senior season with an 8-15 record. She was also a member of the Front Range Volleyball Club and was coached by James Beasley.

Hubbard was a multi-sport athlete at LHS, lettering in volleyball, basketball, dance and track & field. She won the state championship in the 300-meter hurdles in 2009 and in 2010 she won the 100 hurdles. Hubbard won both the 100 and 300-hurdles in 2011. She is the school record holder in the 100 hurdles (15.14) and the 200 (26.39).

Personal

Caitlyn Hubbard was born on January 12, 1993 in Hugo, Colo. She is the daughter of Dave and Jane Hubbard of Limon, Colo. Hubbard is the youngest of five children, Jim, Brenda, Linn and Tom, who was a member of the CU football team from 2004-05 and was named the EV1.net Houston Bowl Defensive MVP in 2005. Hubbard enjoys competition and traveling.

Academics

Hubbard is interested in majoring in biology and is also interested in medicine. She is a member of the National Honor Society.

2011 BUFFALOES

PLAYERS



NEIRA ORTIZ RUIZ



6-5, Freshman, Outside Hitter
San Juan, Puerto Rico (Cupeville)

Kritza on Ortiz Ruiz

We welcome Neira into the Buffs volleyball program with open arms. She is a talented young player who already has a good sense of international volleyball. She is committed to competing at the highest levels collegiately and has designs on a professional playing career afterwards. We are extremely pleased that she will be accomplishing those goals in a Buffs jersey. She adds good size to the roster and her strengths across the front row in blocking and hitting will be important contributions to this program.

High School

Ortiz Ruiz was a 6-5 outside/right side hitter at Cupeville High School. CHS finished fifth in the league earlier this season. Ortiz Ruiz has played basketball, softball and soccer before deciding to focus on volleyball. She is interested in majoring in international business and linguistics. Ortiz Ruiz was also recruited by Long Beach State, LSU, Notre Dame, Arizona, Arkansas and Washington. Ortiz Ruiz has trained with the Puerto Rican National Team program since she was 14, playing with the youth, junior and senior teams. In 2007 with the youth national team she played at the NORCECA Continental Championship in Guaynabo, Puerto Rico and was named the tournament's best blocker. Ortiz Ruiz played for the junior national team in 2008 and helped the team to a second-place finish at the same championship. During the 2009 season, she played at the Junior World Championships in Tijuana, Mexico. Ortiz Ruiz started training with the senior national team in 2010 in preparation for the World Championships currently being held in Tokyo, Japan.

Personal

Neira Ortiz Ruiz was born on July 6, 1993 in San Juan, Puerto Rico. She is the daughter of Jose Piculin Ortiz and Andrenira Ruiz. Her mother was named Miss Puerto Rico in 1981 and was a contestant that same year for the Miss World competition. Her father is Jose (Piculin) Ortiz-Rijos. He was a highly decorated basketball player at Oregon State (1985-97) and was named all-conference and All-American while at OSU. Ortiz was also named the Pac-10 Player of the Year in 1987. He went on to play in the NBA for the Utah Jazz after being selected 15th overall in the 1987 draft. Ortiz has played professionally in Greece, Spain and Puerto Rico and was a member of the Puerto Rican National Team from 1983-2004; playin in four Olympic Games (1988, 1992, 1996 and 2004). Ruiz Ortiz enjoys playing volleyball, singing and dancing.

Academics

Ortiz Ruiz is an open major at Colorado.



KELSEY SPENCER



**5-10, Freshman, Outside Hitter/
Middle Blocker**
Boulder, Colo. (Fairview)

Kritza on Spencer

Kelsey Spencer is a very positive addition to our program. She understands the great tradition and pride that goes into being a Buff and wants to help us return the volleyball program to greatness. An accomplished student and an extremely competitive player, she will work as hard as to find success- a great quality for a team that is building as we are.

High School

Spencer is a 5-10 middle blocker and right side hitter from Fairview High School, coached by Brooke Simmons. As a junior she recorded 86 kills, 38 digs and

18 blocks for the FHS team that finished 13-9 overall. The Knights were 11-10 her senior season when she served as the captain. Spencer was also named the Knights' Most Valuable Offensive Player as a senior. She was a member of the Juggernaut 18-1 club team that was coached by Tom Paszko. Spencer was also recruited by Long Island and Emory.

Personal

Kelsey Spencer was born on March 30, 1993 in Denver, Colo. She is the daughter of Sandy and Christie Spencer of Boulder, Colo. and has one sibling, Connor. Her cousin, Khyla Burrows, is a member of the CU Ski team. Spencer lists NCIS as her favorite TV show and loves to run at Red Rocks.

Academics

Spencer intends to major in marketing at Colorado but is also interested in advertising. She was named to the Colorado High School Athletic Association (CHSAA) Academic First Team as a junior.



2011 RADIO & TV ROSTER



#14 Emily Alexis
OH/RS • 5-11 • Fr. • RS
Brighton, Colo.



#13 Jessica Aschenbrenner
OH • 5-11 • So. • 1L
Denver, Colo.



#3 Megan Beckwith
L/DS • 5-10 • So. • 1L
Leesburg, Va.



#21 Lydia Blaha
MB • 6-0 • Sr. • 1L
Colorado Springs, Colo.



#8 Nicki Brown
OH • 5-11 • Fr. • HS
Santa Barbara, Calif.



#1 Kelsey English
MB • 6-2 • Fr. • HS
Colorado Springs, Colo.



#12 Caitlyn Hubbard
OH/DS • 5-10 • Fr. • HS
Limon, Colo.



#15 Nikki Lindow
MB • 6-2 • So. • 1L
Erie, Colo.



#17 Michelle Miller
S • 5-7 • Jr. • 1L
Round Rock, Texas



#7 Neira Ortiz Ruiz
RS/OH • 6-5 • Fr. • HS
San Juan, Puerto Rico



#2 Ana Pantovic
RS • 6-5 • So. • 1L
Vrnjacka Banja, Serbia



#4 Elyse Richardson
L/S • 5-3 • So. • 1L
Vienna, Va.



#10 Anicia Santos
MB • 6-1 • Sr. • 1L
Frisco, Colo.



#6 Kerra Schroeder
OH • 6-0 • Jr. • 1L
San Diego, Calif.



#18 Kelsey Spencer
OH/MB • 5-10 • Fr. • HS
Boulder, Colo.



#22 Erin Stock
S • 5-10 • So. • TR
Pueblo West, Colo.



#9 Alyssa Valentine
S • 5-10 • Sr. • 1L
Tustin, Calif.



#5 Hannah Walker
L/DS • 5-5 • So. • 1L
Peyton, Colo.



Liz Kritza
Head Coach



Tom Hogan
Assistant Coach



Leonid Yelin
Assistant Coach

Pronunciation Guide

Jessica AschenbrennerASH-in-BRENN-ner
Lydia Blaha.....BLAH-ha
Nikki LindowLYNN-dow
Neira Ortiz Ruiz.....NAIR-ah
Ana PantovicPON-toe-vich
Anicia SantosAH-knee-SHAA
Kerra SchroederKara SCHRA-der



HEAD COACH LIZ KRITZA



Head Coach

Third Season

Colorado Springs, Colo

Tulane '00

Kritza's Check List

- ✓ Became CU's fourth head coach on Feb. 10, 2009
- ✓ 2007 and 2008 AVCA Midwest Region Coach of the Year
- ✓ Led Tulane to its first NCAA Tournament in 2008
- ✓ Led Tulane to its first Conference USA title in 2008
- ✓ Tutored eight AVCA All-Americans at Tulane
- ✓ 89-81 (.524) overall record
- ✓ 46-56 (.451) conference record
- ✓ Graduated from Tulane in 2000

Colorado native **Liz Kritza** was named the fourth head volleyball coach in University of Colorado history on February 10, 2009 and is in her third year at the helm of the program.

She came to CU after a very successful four-year stint at Tulane, where she led the Green Wave to an overall record of 76-39 and a Conference USA record of 41-21. Under Kritza's watch, the Green Wave won its first conference championship in 2008 and tied a C-USA record with 15 wins. Tulane earned its first berth to the NCAA Tournament after winning both the C-USA regular season and tournament championships. Tulane advanced to the second round of the NCAA tournament after defeating Tennessee Tech in four sets but fell to Western Michigan in the second round.

In 2007 and 08, Kritza was named the American Volleyball Coaches Association's (AVCA) Midwest Region Coach of the Year after guiding Tulane to 28-6 record both years. The Green Wave recorded its first win over a ranked team in over a decade by defeating then-14th-ranked Middle Tennessee in five sets in 2008. In the process, Tulane also set a school record with 17 straight victories and increased the program's home winning streak to 24 straight at Fogelman Arena. The Green Wave has not dropped a home match since Oct. 29, 2006.

The 2008 season also brought other recognition to Kritza. She was named the C-USA Co-Coach of the Year and the Louisiana Sports Writers Association Coach of the Year, both for the second straight season.

Kritza took the over the reins of the Green Wave program in 2005 and had played just one match before Hurricane Katrina hit. The team had to relocate to College Station, Texas, and had to cancel 10 non-conference matches due to the pending arrival of Hurricane Rita. Despite finishing with a 3-15 overall record, the Green Wave got it together at the C-USA Tournament and advanced to the semifinals for the first time since the 1997 season.

Under her tutelage, Kritza had four players earn eight AVCA All-America honors. Three athletes were also named the AVCA Midwest Freshmen of the Year. Sara Radosevic, who was named an All-American all four years, was the first Tulane volleyball player to be named the C-USA Player of the Year in 2008.

Kritza's Head Coaching Ledger

Year	School	Overall	Conference
2005	Tulane	5-16	2-13
2006	Tulane	15-11	11-5
2007	Tulane	28-6	14-2
2008	Tulane	28-6	15-1
2009	Colorado	7-22	2-18
2010	Colorado	6-20	3-17
Career		89-81 (.524)	46-56 (.451)



STAFF



HEAD COACH LIZ KRITZA



Kritza became the seventh head coach at Tulane in 2005. She served as the top assistant/recruiting coordinator from 2001-04. Kritza was a volunteer assistant for one season (2000) and served as a student assistant (1999) after completing her eligibility.

As a player for the Green Wave, Kritza led C-USA as a junior with 1.41 blocks per game. That season she set a single-season school record with 154 block assists and led the team to its first C-USA semi-final appearance. Kritza was voted the team captain as a senior and led the Green Wave once again with 121 blocks. She finished her career at TU ranking fifth in blocks (319) and eighth in hitting percentage (.222).

Kritza graduated from Tulane in 2000 with a bachelor's degree in finance and cell biology and is pursuing a master's in business administration.

Kritza was born in Colorado Springs and graduated from St. Mary's High School in 1995. Her brother, Ted, played on the CU basketball team for two seasons from 1994-96 before transferring to Tulane.



Kritza vs. the Nation . . .

Opponent	Matches	Sets
*Arizona State	0-2	2-6
Baylor	0-4	0-12
BYU	0-1	1-3
Cal Poly	1-1	3-3
Cal State Fullerton	0-1	0-3
Colorado	1-0	3-2
Colorado State	0-1	0-3
Columbia	1-0	3-0
Connecticut	0-1	0-3
Dayton	0-1	1-3
Denver	1-0	0-3
Duke	0-1	2-3
East Carolina	3-0	9-1
Fairfield	1-0	3-0
Florida	0-1	0-3
Florida A&M	1-0	3-1
Florida Atlantic	0-1	2-3
Furman	2-0	6-1
Georgetown	1-0	3-1
Georgia State	1-0	3-1
Houston	4-6	14-22
Iowa	0-1	0-3
Iowa State	0-4	1-12
Jacksonville State	1-0	3-1
Kansas	1-3	4-11
Kansas State	1-3	6-11
Lamar	1-0	3-0
Louisiana-Lafayette	1-0	3-0
Loyola Marymount	0-1	1-3
Marshall	2-2	6-8
Maryland	1-0	3-0
McNeese State	2-0	6-0
Memphis	2-2	8-8
Middle Tennessee State	1-0	3-2
Minnesota	0-1	0-3
Missouri	0-5	4-15
Montana	1-0	3-2
Nebraska	0-5	0-15
New Orleans	3-0	9-3
Nicholls State	1-0	3-0
North Dakota State	1-0	3-0
Northern Colorado	0-1	0-3
Northeastern	1-0	3-1
Notre Dame	0-1	0-3
Rice	8-2	24-16
Ohio	1-0	3-2
Oklahoma	0-4	0-12
SMU	6-2	18-7
Sam Houston State	1-0	3-0
San Diego	0-1	0-3
South Dakota State	1-0	3-1
Southern Miss	4-0	12-1
Stephen F. Austin	1-0	3-0
Tennessee Tech	1-0	3-1
Texas	0-4	0-12
Texas A&M	0-4	3-12
Texas Tech	3-1	11-6
Texas-Pan American	1-0	3-0
Tulsa	6-3	19-14
UAB	3-4	15-14
UCF	4-1	14-5
UMKC	1-0	3-0
UTEP	6-2	18-9
Utah State	1-0	3-0
Valparaiso	1-0	3-0
VCU	1-0	3-0
Western Michigan	0-1	2-3
Wisconsin	0-1	0-3
Xavier	1-0	3-0
Yale	0-1	0-3

*indicates Pac-12 Conference opponents



ASSISTANT COACH TOM HOGAN



**Assistant Coach
Third Season
Cincinnati, Ohio
Miami University
(Ohio) '02**

Hogan's Check List

- ✓ Served as a coach for the USA Volleyball High Performance Girls Youth team in 2010
- ✓ Part of the U.S. Women's National team to the silver medal at the 2008 Olympics
- ✓ Served as the head coach for Team USA at the 2008 Pan American Cup in Mexico
- ✓ Named the USOC Coach of the Month in September of 2007
- ✓ Helped Team USA to a gold medal at the 2005 NORCECA Championships and a silver medal at the World Grand Champions Cup
- ✓ Has been a part of the USA Volleyball family since 2003
- ✓ Led the Miami University women's club team to a national championship in 2002
- ✓ MU was the national championship runner-up in 2001
- ✓ Graduated in 2002 from MU

Tom Hogan is in his third season as an assistant at the University of Colorado.

Prior to joining the Buffs, Hogan was a part of the USA Women's Volleyball National Team coaching staff by helping the U.S. to a silver medal at the 2008 Olympic Games in Beijing. He was with the program for four seasons.

The U.S. reached the Olympic Games gold-medal match in 2008 for the first time since 1984 and ended up winning the silver medal. The U.S. handed winner Brazil its only set loss of the entire Olympics. During the 2008 Olympics Games, Team USA picked up victories over second-ranked Italy, third-ranked Cuba, fifth-ranked Japan and host seventh-ranked China.

Hogan has coached a slew of talented athletes as a member of the USA Volleyball staff including Stacy Sykora and Robyn Ah Mow-Santos. Both are three-time Olympians and won the silver medal in 2008 under Hogan's leadership. They were two-time AVCA All-Americans during their collegiate careers.

As an assistant, Hogan proved valuable to the program. In 2005, he helped Team USA to a gold medal at the 2005 NORCECA Championships and a silver medal at the World Grand Champions Cup. After a disappointing 2006 season, Team USA won 26 of 37 matches in 2007 and earned 2008 Olympic Games qualification at the FIVB World Cup. Hogan was named the USOC Coach of the Month in September of 2007. He served as the head coach for Team USA at the 2008 Pan American Cup in Mexico, which resulted in the U.S. receiving a berth into the 2009 FIVB World Grand Prix and fifth-place finish with a young team.

Prior to his role with the women's national team, Hogan served as an assistant coach with the USA Junior National Team in 2004, and was a member of the 2005 JNT team that traveled to Ankara, Turkey, for the 2005 World Championships. The squad won the gold medal at the NORCECA Championships. He also worked with the USA Youth National A2 Team. Hogan started his USA Volleyball coaching career as an apprentice coach in 2003 working with the USA National Team, the USA National Training Team and the USA Youth National Training Team.

Hogan served as the head coach of the Miami University (Ohio) women's volleyball club team, which won the national championship in 2002 and was a national championship finalist in 2001. He also served as a student assistant with the Miami University women's varsity team.

Hogan graduated from Miami University (Ohio) in 2002 with a bachelor's of arts degree in management information systems and a minor in marketing. He graduated summa cum laude from Xavier University's (Ohio) sports management graduate program in 2004. Hogan married Lindsay DeWall Hogan on July 4, 2009. DeWall Hogan currently works at the U.S. Olympic Training Center in Colorado Springs in the media relations department.



STAFF



ASSISTANT COACH LEONID YELIN



**Assistant Coach
First Season
Tashkent, Uzbekistan
Uzbekistan Government
Institute of Physical
Culture and Sport '70**

Yelin's Check List

- ✓ Head Coach, Louisville - 1996-2010
- ✓ Conference USA Coach of the Year - 2004
- ✓ AVCA All-Midwest Region Coach of the Year - 2004
- ✓ Conference USA Coach of the Decade
- ✓ Head Coach, Barry (Division II) - 1991-95
- ✓ Sunshine State Conference Coach of the Year - 1995
- ✓ AVCA Division II Coach of the Year - 1995
- ✓ Head Coach, Uzbekistan men's professional team - 1988-89
- ✓ Head Coach, Ukraine women's professional team - 1983-87
- ✓ Head Coach, Uzbekistan Women's National Team - 1977-82
- ✓ Member of the Uzbekistan National Team - 1970-75

Leonid Yelin (Len-id Yell-in) was named an assistant coach for the Buffaloes' volleyball program in June of 2011.

Yelin comes to Colorado with a great deal of experience, including over 20 years as a head coach. Most recently Yelin put in 15 years at the helm of the University of Louisville women's program, recording an overall record of 366-112 (.766) to become the winningest coach in school history. During his time at UL he led the Cardinals to 14 NCAA Tournament appearances which included four visits to the NCAA Sweet Sixteen. He had 11 seasons with 20 or more wins and two seasons with 30 or more victories.

While coaching the Cardinals, Yelin was named the Conference USA Coach of the Year and the AVCA All-Midwest Region Coach of the Year in 2004. He was also honored as the C-USA Coach of the Decade the same year.

Prior to his 15 years at UL, Yelin coached five years at Barry University from 1991-95, compiling a 114-36 record. He led the Buccaneers to the NCAA Division II Championship in 1995 and was named the Sunshine State Conference and AVCA Division II National Coach of the Year. In 1994 Yelin was named the AVCA Division II South Region Coach of the Year after taking Barry to its first NCAA tournament where the Buccaneers advanced all the way to the Elite Eight.

Yelin's overall NCAA coaching record is 480-148 (0.764) and ranked 16th on the all-time NCAA list for active coaches after the 2010 season. Prior to his retirement at UL in 2011, Yelin ranked 12th on the wins by percentage list for active coaches (0.764) and was 34th on the all-time victories list (480).

Before to his NCAA coaching experience, Yelin was a successful player and coach in Uzbekistan. He played for the Republic of Uzbekistan men's team from 1970-75 and then started his coaching career as the head coach for the Uzbekistan junior (U-18) team. Yelin was named the head coach of the national Uzbekistan women's team in 1977, leading that team to a first-place finish at the 1977 and 1981 U-18 national championship and at the 1978 USSR Women's World Cup. He was the head coach of the Ukraine women's professional team from 1983-87.

Yelin was the head coach of the Uzbekistan men's professional team in 1988 and 89. Both years his team won the men's national championships.

Yelin was born in Tashkent, Uzbekistan and earned his equivalent of a master's diploma in physical education and sport training from the Uzbekistan Government Institute of Physical Culture and Sport. His wife, Yelena, was a member of the Republic of Uzbekistan's Women's National Team from 1973-86 and was a member of the USSR Olympic team from 1975-78, during which she was a two-time European Champion. The couple has two grown children, Eleanora and Boris.



STAFF



DIRECTOR OF OPERATIONS JESSE SULTZER




Director of Operations
First Season
Virginia '03

Liz Kritza announced the promotion of **Jesse Sultzer** to Director of Volleyball Operations after serving as the team's technical coordinator during the 2010 season on June 9, 2011.

With the promotion, Sultzer becomes the first director of operations in Colorado volleyball history. He will manage academics, compliance, recruiting organization, video and scouting as well as camp and team travel.

No stranger to the volleyball community, Sultzer came to CU after serving five years as a coach for the Austin Juniors Volleyball Club (2005-2010). From 2003-05 he served as the technical coordinator and camp director for the University of Texas women's volleyball team. Sultzer was also the team manager for the University of Virginia women's volleyball team from 2001-02. He earned his bachelor's in commerce from UVA in 2003 and his master's in sport management from UT in 2005.

VOLUNTEER ASSISTANT COACH JENNI BENNINGFIELD



Volunteer Assistant Coach
First Season
Vanderbilt '04

Jenni Benningfield is in her first year with the CU volleyball program as a volunteer assistant coach.

She joins the staff in an important role as a sport psychology consultant. Benningfield earned her master's in education in sport psychology and counseling from Boston University in 2010. She has worked with semi-professional athletes, collegiate student-athletes and high school and youth athletes.

Benningfield played basketball at Vanderbilt University, graduating in 2004 with a BS in human development. As a forward she averaged 11 points and 6.3 rebounds per game during her career. She helped her team to four NCAA Tournament appearances, including two Elite Eights and a Sweet 16. The team also won a pair of SEC Championships in 2002 and 2004. Benningfield was an All-SEC second team selection and earned honorable mention All-American honors. She went on to play two seasons with the Indiana Fever of the WNBA and played internationally for Spain and Australia from 2005-2009.

Benningfield, a Louisville, Ky. native, graduated from Assumption High School in 2000. She lettered in volleyball and basketball. Benningfield was named Miss Basketball for the state of Kentucky.



Ellen Ribar
Student Manager
Second Season



Richi Bigelow
Student Assistant
First Season



VOLLEYBALL SUPPORT STAFF



James Hardy

James Hardy

Assistant Speed-Strength & Conditioning Coach • Fifth Season

James Hardy is in his fifth year as a member of the University of Colorado strength and conditioning staff. Hardy works with the volleyball and men's and women's basketball programs at CU. He came to the Buffs after spending the two years at Auburn University as a graduate assistant in the Tiger's strength and conditioning department. Hardy received his master's degree in biomechanics from AU in 2006. His certifications include CSCS and CSCCa. Hardy was the assistant strength coach at Christopher Newport University from 2004-05. He earned his bachelor's degree in exercise science from CNU in 2003. Hardy was born on December 5, 1981 in Danville, Va. He graduated from Lafayette High School in 2000 and lettered in soccer.



Nicole Makris

Nicole Makris

Assistant Athletic Trainer • First Season

Nicole Makris is in her eighth season as an assistant athletic trainer at Colorado, her first with the volleyball program. She also handles men's golf teams. Makris joined CU from the University of Denver where she was as an assistant athletic trainer for four years. At DU she served as the athletic trainer for the Pioneer women's basketball, women's lacrosse, and men's and women's tennis programs. She was also an assistant athletic trainer at Washington State University for one year, serving as the head athletic trainer for the Cougars' women's volleyball and rowing teams. Prior to Washington State, Makris was a graduate assistant athletic trainer at San Jose State for two years (1997-00) where she was the head athletic trainer for softball and assisted with football. A 1997 graduate of Northern Colorado with a degree in Kinesiology (emphasis in athletic training), Makris worked with all of the Northern Colorado athletic teams as a student trainer from 1995-97. She holds a Master's degree in Human Performance and Athletic Training from San Jose State. Makris is a certified member of the National Athletic Trainers' Association.



Mindy Sclaro

Mindy Sclaro

Academic Coordinator • Fifth Season

Mindy Sclaro is in her sixth year as the Assistant Director for Academics in the office of academic support. She also works with the men's basketball program. Sclaro earned her bachelor's degree in sociology from Ithaca College in 1987. While at Ithaca, she was a member of the lacrosse team. Sclaro earned her master's degree in sport administration from Northern Colorado in 2001. Prior to CU, she was the Athletic Director at The Alexander Dawson School in Lafayette, Colo. from 1998-2005. She also served as a Life Skills Instructor, a student advisor, the varsity soccer coach and was the assistant AD from 1996-98. Sclaro was named the Mile High League Coach of the Year in 1998 and 2000 and was president of the league from 2003-2005. Mindy enjoys playing soccer and trail running with her dogs Mavis and Ruby.



Brendon Smith

Brendon Smith

Equipment Manager • First Season

Brendon Smith is in his third year as an assistant equipment manager at the University of Colorado, but his first with the CU volleyball program. Smith also handles the equipment duties for the men's and women's basketball teams and assists with football. Prior to his arrival at Colorado, Smith served as the equipment manager at Sacred Heart University. He started out as an assistant manager in 2005 and was promoted to the director in 2006. Smith was responsible for the equipment needs of all 31 sports at SHU. Smith earned his bachelor's in public relations and sports communications from Marist College in 2004. He graduated from Catskill High School in 2000 and lettered in baseball and bowling.



Linda Poncin Sprouse

Linda Poncin Sprouse

Assistant Sports Information Director • Seventh Season

Linda Poncin Sprouse enters her seventh season as the assistant sports information director for the CU volleyball team. She also works with the cross country and track & field programs. She worked for the AVP/Cross Tour at several different sites from 2007-09. Prior to joining CU, she served as the coordinator of media relations for the American Volleyball Coaches Association from 2003-05, working primarily with NCAA women's Division II and III and men's Division III volleyball programs. Sprouse served as a graduate assistant in the athletic communications office at Minnesota State University from 2003-05. She worked with several of the Mavericks' programs, including volleyball, women's ice hockey and women's basketball. Sprouse earned her bachelor's degree in Mass Communications from MSU in 2001 and finished her master's degree in sport administration from MSU in 2007. A native of New Ulm, Minn., she earned two letters as a member of the tennis team. The former Linda Poncin is married to Nick Sprouse. The couple resides in Broomfield, Colo.


STAFF

UNIVERSITY ADMINISTRATION



2011-12 University of Colorado Board of Regents

Back Row: Joseph Neguse, Michael Carrigan (vice chair), James E. Geddes, Steve Bosley, Tilman "Tillie" Bishop. Front Row: Sue Sharkey, Stephen Ludwig, Kyle Hybl (chair), Monisha Merchant.



Bruce Benson
President



Phil DiStefano
Chancellor



Russell L. Moore
Provost



David Clough
Faculty Rep



Jeff Lipton
Director of Business
Planning



Mike Bohn
Athletic Director



Gail Pederson
Chief of Staff



Ceal Barry
Associate AD/SWA



Cory Hilliard
Associate AD



Julie Manning
Associate AD



Tom McGann
Associate AD



David Plati
Associate AD



Jim Senter
Associate AD



John Krueger
Assistant AD



Kris Livingston
Assistant AD



Scott McMichael
Assistant AD



J.T. Galloway
Director of
Equipment



Malcolm Blacken
Director of Speed-
Strength and
Conditioning



Jamie Guy
Director of
Sports Video



Megan Eisenhard
BSP General
Manager



Lindsay Lew
Director of
Strategic Sales



Prema Khanna
Director of
Marketing



Dr. Eric McCarty
Director of
Sports Medicine



**Natalie
Pigliacampo**
Director of
Annual Giving



Sheila Ridley
Director of Student
Athlete Wellness



Miguel Rueda
Head Athletic Trainer



Ron Scott
C Club Director



Will Simpson
Director of
Ticket Operations



Deric Swanson
Director of
BuffVision



Kristen DePaepe
Director of
Special Events



Steve Wells
Director of Coors
Events/Conference
Center



Jeff Hoskin
IT Professional



Jo Marchi
Compliance/SAAC



Sam Neumann
Internet Marketing
Manager



Eric Pelloni
BuffVision/
CUBuffs.com




B.G. Brooks
CUBuffs.com



John Templeton
Audio Engineer



PRESIDENT BRUCE BENSON



Before he became president of the University of Colorado in March 2008, Bruce D. Benson had already made his mark in business, politics, philanthropy, education and civic endeavors.

He founded Benson Mineral Group in 1965, a year after earning a degree in geology from CU. Over his career, he has been involved in a variety of business ventures, including real estate, restaurants and banking.

Three different Colorado governors have named Benson to various education initiatives and governing boards, including the Colorado Commission on Higher Education and the Metro State College Board of Trustees, both of which he chaired. In addition, he co-chaired the P-20 Education Coordinating Council from 2007 until early 2008 and chaired the Governor's Blue Ribbon Panel for Higher Education for the 21st Century from 2001 to 2003.

He has been active in support of his alma mater. He was national chairman of CU's four-campus, \$1 Billion Comprehensive Fund-Raising Campaign from 1997-2003. He served as a director on the Coleman Colorado Foundation – Institute for Cognitive Disabilities from 2001-08. He was a board member for CU-

Boulder's Center for the American West from 2006-08. Benson also served on the board of directors of the CU Foundation from 1990-96, and was a member of the CU Foundation Development Cabinet from 1992-95. CU awarded him the University Medal in 1999 and the university's Ira C. Rothgerber Award in 2003 (one of two ever awarded). The CU Alumni Association honored him with its Recognition Award in 2001. He also has provided significant philanthropic support to CU.

Benson was also one of the leaders of the 2005 statewide campaign that successfully passed Referendum C, which provided additional funding for education and the state budget. He was elected chairman of the Colorado Republican Party four times, and was the Republican nominee for governor in 1994.

As CU president, Benson leads a system of four campuses: Boulder, Colorado Springs, Denver and the Anschutz Medical Campus. CU serves some 56,000 students and has a \$2.7 billion annual budget.

Benson has received many honors recognizing his leadership in a variety of activities, but two are particularly notable: CU in 2004 granted him an Honorary Doctorate of Humane Letters, and in February 2009, he was named to the Colorado Business Hall of Fame.

A native of Chicago, Benson has called Colorado home for nearly five decades. He is married to Marcy Head Benson. He has three adult children and 10 grandchildren.

STAFF

CHANCELLOR PHIL DISTEFANO



Dr. Philip P. DiStefano is in his third year as the Chancellor at the University of Colorado Boulder. Prior to his appointment on May 5, 2009, Dr. DiStefano was the top academic officer at CU-Boulder for eight years as the Provost and Executive Vice Chancellor for Academic Affairs. He served as interim chancellor twice during pivotal times in the university's history.

Dr. DiStefano co-chaired the steering committee for CU-Boulder's visionary strategic plan, Flagship 2030, conceived with campus, community and statewide input, to guide the university for decades to come. Today, Dr. DiStefano is shepherding its implementation as *Flagship 2030* moves from vision to reality.

Dr. DiStefano has served CU-Boulder for 37 years. He joined the University of Colorado in 1974 as an Assistant Professor of Curriculum and Instruction at the School of Education. His

academic career flourished as he assumed a series of academic and administrative positions, including Professor, Associate Dean, Dean and Vice Chancellor. He was appointed Provost and Executive Vice Chancellor for Academic Affairs in 2001.

As Chancellor he works closely with students, faculty, staff, alumni, donors, governing officials, and business and community leaders in extending CU's legacy as a preeminent national comprehensive research university.

A first-generation college graduate, Dr. DiStefano earned a Bachelor of Science degree from Ohio State University and a Master of Arts degree in English Education from West Virginia University. He holds a Doctorate in Humanities Education from Ohio State University, where he served as a teaching and research associate.

He began his educational career as a high school English teacher in Ohio. He has authored and co-authored numerous books and articles on literacy education.

Dr. DiStefano and his wife, Yvonne, have been married for 42 years and are the parents of three grown daughters and a granddaughter.



PROVOST RUSSELL MOORE



Dr. Russell L. Moore has had a long and distinguished career at the University of Colorado Boulder, now serving in the capacity of Provost and Executive Vice Chancellor for Academic Affairs, having assumed the position July 1, 2010.

Dr. Moore also previously served as interim vice chancellor for research from May 2009 to July 2010, and prior to that appointment, he was the associate vice chancellor for research since 2006. Dr. Moore served as chair of kinesiology and applied physiology (now integrative physiology) from 1994

to 2001, and was assistant professor (1984-86), associate professor (1993-96) and full professor (1996-present) in that department.

He holds an adjunct professorship in medicine (cardiology) at the University of Colorado's Anschutz Medical Campus at the University of Colorado Denver.

He was an assistant and associate professor (1986-91) in the departments of medicine, cellular and molecular physiology at the Pennsylvania State University College of Medicine in Hershey, Pa. He did postdoctoral work at the University of Texas Health Science Center in Dallas (1981-84).

Dr. Moore earned a Bachelor of Science degree in biochemistry from the University of California at Davis in 1976, and a master's degree (1978) and doctorate (1982) in physiology from Washington State University in Pullman, Wash.

FACULTY REP DAVID CLOUGH



Faculty Athletics Representative Dr. David Clough is a national leader in college athletic reforms and represents CU to the Pac-12 Conference and the NCAA. A professor of chemical and biological engineering, Dr. Clough enters his seventh year as the University of Colorado Boulder's Faculty Athletics Representative (FAR) in March 2012.

Professor Clough reports to Chancellor DiStefano and works closely with the Director of Athletics, Mike Bohn, and the coaches and staff

of Athletics to support student-athletes, especially in their academic pursuits. The FAR's duties include oversight of the eligibility certification and compliance functions on the Boulder Campus. He strives to be well known to CU's student-athletes, and he and his wife Sydney are present at many home competitions of CU's sports teams. He also travels with many CU teams to away competitions.

Dr. Clough replaced Chancellor Phil DiStefano, who served as FAR from June 1, 2000 until just shortly after his appointment as interim chancellor for the Boulder campus in 2005. Clough is only the sixth FAR in CU history, joining a prestigious list: Walter Franklin (1947-1948), Warren Thompson (1949-1966), William Baughn (1967-1989), James Corbridge (1989-2000) and DiStefano (2000-2005).

Dr. Clough has had a significant impact on engineering education at CU-Boulder and beyond through career-long efforts to enhance the learning of engineering students. He has pioneered active- and cooperative-learning techniques in the College of Engineering and Applied Science, and in 1989 he originated the concept of the Integrated Teaching and Learning Laboratory. Clough's research has focused on the automated control of chemical and related processes.

He has been involved with student-athlete success for more than 30 years as his relationship with the CU athletic department dates to more than three decades. Throughout his career, Dr. Clough has taken a special interest in engineering student-athletes, long appreciating the combined academic and athletic challenges they face. He played an integral role in the Rhodes Scholarship candidacy of Buff football star Jim Hansen, an Academic All-American who was awarded the Rhodes in 1993.

Dr. Clough received his bachelor's degree from the Case Institute of Technology (now Case Western Reserve University) in 1968 and his master's from CU-Boulder in 1969, both in chemical engineering. He worked as an engineer for E. I. du Pont de Nemours & Co., Inc., from 1969 to 1972 before returning to CU-Boulder to earn his doctorate in 1975. He joined the faculty of the Department of Chemical Engineering at that time.

He served as the college's associate dean for academic affairs from 1986 to 1992, playing a role in a number of important initiatives, including the Gemmill Engineering Library, the Herbst Humanities Program, and the Integrated Teaching and Learning Laboratory. From 1993 through 1999, he was associate chair of the Department of Chemical Engineering and was responsible for significant improvements to the department's undergraduate advising program.

Known for his willingness to experiment with new educational concepts and technology, Dr. Clough has worked to reform traditional lecture classes into an interactive workshop format that greatly enhances the learning of students. Through these efforts, he has helped to reshape the way engineering is taught. The student-run Engineering Excellence Fund chose Dr. Clough as the first recipient of the Sullivan-Carlson Inspiration in Teaching Award in 1998. He has received numerous teaching and advising awards from nominations by his students over the years. He also has been given the college's Hutchinson Teaching Award and Peters Service Award. He received the first Boulder Faculty Assembly Teaching Award in 1980 and the Boulder Campus Outstanding Advisor Award in 1996. His merit as an educator also has been recognized outside CU. In 1995 the American Society for Engineering Education (Rocky Mountain Section) presented him with its first Outstanding Educator Award.

In April 2000, he received the college's Distinguished Engineering Alumnus Award in the Education category. It recognized his significant impact on engineering education through pioneering the active learning concept for the Integrated Teaching and Learning Laboratory, and in leading the college in changing traditional lecture courses to an active learning format.

In his role as Faculty Athletics Representative, Clough represents CU to the Pac-12 Conference and the NCAA. He provides a liaison between Athletics and the faculty and works to enhance the educational experience of 350 student-athletes. Clough has been active in the Faculty Athletics Representatives Association (FARA) and will become President of FARA in November. In his time as FAR, Dr. Clough has established a reputation for his expertise in the NCAA's Academic Performance Program and the program's statistics tracking the academic progress of student-athletes, the Academic Progress Rate (APR) and the Graduation Success Rate (GSR). He has developed tracking and predictive tools that have been shared with over 100 NCAA Division I institutions.

He and his wife, Sydney, have four grown children, Astrid, William, Rodney and Damon, and four grandchildren. Dr. Clough's father, John W. Clough, was a chemical engineer, and his two brothers are retired engineers. The Clough family established a scholarship endowment in engineering at CU in honor of John Clough, who died in 1994. The family holds a strong belief in giving back to the educational institutions that have benefited its members.

STAFF



ATHLETIC DIRECTOR MIKE BOHN



Mike Bohn was introduced as just the fifth full-time athletic director in University of Colorado history on April 13, 2005, returning to the surroundings where he starred as a prep athlete before embarking on a journey that would take him all over the western half of the United States and finally back home.

Bohn, 50, came to Colorado from San Diego State University, where he left an indelible imprint in just 18 months as the Aztecs' director of athletics. He agreed to a 5-year contract with the Buffaloes and was rewarded quickly for his initial efforts, as in November 2007 he received an extension

through the 2011-12 academic year. Then in August 2011, the Board of Regents and the Chancellor saw fit to extend him another five years into 2017.

He replaced Jack Lengyel, who served as interim athletic director for five months after Dick Tharp stepped down in November 2004 after holding the position since 1996. Tharp had followed three legendary men in CU athletic history, Harry Carlson (1927-65), Eddie Crowder (1965-84) and Bill Marolt (1984-96).

Bohn is the first of the five to be named CU athletic director without having previously worked within the CU system. Carlson and Crowder were coaches upon being named, Marolt returned to CU where he coached for 10 years before leaving for the U.S. Olympic ski team, and Tharp was a university attorney with strong CU-Boulder campus ties. But his ties to Boulder were extensive, growing up here with family and friends always in the area.

He accomplished a lot in his first 100 days on the job, from branching out into the community with Chancellor Phil DiStefano at town meetings, to implementing the *YOUR TEAM* campaign to raise significant funds for immediate scholarship and capital project needs. Several other creative ideas, especially in marketing including Ralphies' Kids Roundup and the Pearl Street Stampede the night before home football games, were established to create better ties with CU and area communities.

Those first 100 days were just the beginning, and six years into his service to CU, he has made major improvements in fundraising, improving CU's facilities, most notably the addition of a practice facility for the basketball and volleyball teams, establishing the Buff Club Cabinet, making huge in-roads in community and campus relations, and has worked to balance a budget by making tough but necessary cuts, guaranteeing the future success of Colorado's 16 intercollegiate sports.

Perhaps his top "one shining moment" to date took place in the spring of 2010, when he led the university's charge for the Buffaloes to join the Pacific-10 Conference. A very tense period in college athletics, rumors swirling about concerning several schools, he had Colorado's ship steadied throughout and landed CU in a conference that conforms to a perfect fit with its students, alumni and fans on many levels, including academics as well as athletics. Colorado, along with Utah, joined the league on July 1, 2011, making it the Pac-12 Conference.

He has overseen the hiring of eight head coaches, Jon Embree and Dan Hawkins (football), Tad Boyle and Jeff Bzdelik (men's basketball), Linda Lappe and Kathy McConnell-Miller (women's basketball), Roy Edwards (men's golf) and Liz Kritza (volleyball).

Mile High Sports Magazine selected Bohn as its Sports Person of the Year for 2006, as the publication recognized his efforts in his first year on the job. The same publication cited him as the top athletic director in the state in its 2011 "Best Of" edition. In his time at CU, he has quickly grown into one of the top speakers on college athletics in the region, as he is a popular "get" for service clubs, media groups and others.

Bohn's brief tenure at San Diego State featured many remarkable accomplishments, including the instilling of energy, enthusiasm, accountability and determination into the Aztec staff. Officially named SDSU athletic director on October 6, 2003, his immediate task was to unify the athletic department, the campus and the community of San Diego.

Bohn strategically and steadily restructured the SDSU athletic department with emphasis on fund raising, fiscal responsibility, compliance and academics.

Under his watch, San Diego State set a new single-game attendance record in football when more than 57,000 fans watched the Aztecs' win over Idaho State in the 2004 season opener. The average football attendance of 35,995 in 2004 was the best at the school since 1993, with the increase of 14,369 fans per game marking the third largest attendance jump in the country. The SDSU baseball team also set attendance records under his watch.

He landed the San Diego State position after serving five years as athletic director at the University of Idaho (1999-2003), where he first made his mark as a lead administrator in the area of transformation.

At Idaho, he developed projects for new facilities, increased community and corporate support, and produced balanced budgets for the department after inheriting an operation that had accumulated a deficit of over \$1 million.

During his five years in Moscow, he oversaw the transition of the Vandals to the Division I-A ranks from the Big Sky Conference. Under Bohn, Idaho began construction on the Vandal Athletics Center, the first facilities improvement for UI athletics in two decades. He was also the driving force behind a 20-percent increase in the Vandal Scholarship Fund and a \$350,000 surge in annual corporate support.

Between Idaho and San Diego State, Bohn hired 12 head coaches in all as well as several administrators.

Bohn prepared for his career goal of becoming a Division I athletic director entirely in the state of Colorado, his adopted "native" state despite being born in Illinois; he moved to Colorado with his family when he was 1-year old.

His first job in athletic administration came at the Air Force Academy, where he worked for the better part of nine years (1984-92). During his tenure in Colorado Springs, Bohn advanced from an intern to assistant athletic director. He served as executive director of the Blue and Silver Club, as well as other external operations throughout his stay at the academy. He played a major role in the increase of football season ticket sales from 6,000 to 20,000 and implemented a fundraising campaign that generated \$16 million for stadium improvements.

From 1992 to 1995, Bohn served as Director of Marketing for the College Football Association, where he worked for one of the most respected people in the history of college athletics, Chuck Neinas (the one-time Big Eight Conference commissioner). The CFA, the precursor to the current Bowl Championship Series, consisted of six major football conferences encompassing 67 universities. He created and developed the CFA "Good Works Team" which recognizes significant off-the-field accomplishments in the area of community relations of 11 football student-athletes nationally (a team that is still selected today by the American Football Coaches Association).

Bohn was involved in many facets of the organization's operations, including the administration of a \$67 million television package involving ABC, ESPN and ESPN2. He also formulated a blueprint for the promotion and development of the image of college football as a whole.

He then moved on to Colorado State University, where he spent the next three years (1996-98) as an associate athletic director for the Rams. At CSU, he was responsible for all external revenue-producing operations, including ticket sales, fundraising through the Greater Ram Club, licensing, corporate sales, signage, capital campaigns and broadcasting rights fees and special events. He also helped escalate student interest in CSU athletics.

He earned his bachelor's of arts degree from the University of Kansas in 1983, where he was recruited as a quarterback and also played baseball (pitcher-first basemen-outfielder). He then graduated with a master's degree in Sports Administration from Ohio University in 1984. While earning his master's, he worked as a graduate assistant football coach for the Bobcats.

Bohn is a former member of the NCAA Championships Cabinet and the Division I-A Athletics Directors Association Executive Council. During his stay at Idaho, he was a member of the Big West Conference executive committee and served on the University of Idaho executive council.

Born November 16, 1960 in Hinsdale, Ill., he graduated from Boulder High School where he lettered in football, basketball and baseball. He is married to the former Kim Zeren, and the couple has two grown children, Michaelyn and Brandon.

STAFF



PAC-12 CONFERENCE

Conference History

The roots of the Pac-12 Conference date back over 95 years to December 2, 1915, when the Pacific Coast Conference (PCC) was founded at a meeting at the Oregon Hotel in Portland, Ore. The original membership consisted of four schools - the University of California at Berkeley, the University of Washington, the University of Oregon, and Oregon State College (now Oregon State University). All still are charter members of the Conference.

Pacific Coast Conference play began in 1916 and, one year later, Washington State College (now Washington State University) was accepted into the league, with Stanford University following in 1918.

In 1922, the PCC expanded to eight teams with the admission of the University of Southern California (USC) and the University of Idaho. In 1924, the University of Montana joined the league roster, and in 1928, the PCC grew to 10 members with the addition of UCLA.

The Pacific Coast Conference competed as a 10-member league until 1950, with the exception of 1943-45 when World War II curtailed intercollegiate athletic competition to a minimum. During that time, the league's first commissioner was named. Edwin N. Atherton was commissioner in 1940 and was succeeded by Victor O. Schmidt in 1944. In 1950, Montana resigned from the Conference and joined the Mountain States Conference, essentially replacing Colorado, which left for the Big 7 two years earlier. The PCC continued as a nine-team conference through 1958.

In 1959, the PCC was dissolved and the Athletic Association of Western Universities was formed and Thomas J. Hamilton was appointed commissioner of the new league. The original AAUW membership included California, Stanford, Southern California, UCLA and Washington. Washington State joined the membership in 1962, while Oregon and Oregon State joined in 1964. Under Hamilton's watch, the name Pacific-8 Conference was adopted in 1968. In 1971, Wiles Hallock took over as commissioner of the Pac-8.

On July 1, 1978, the University of Arizona and Arizona State University were admitted to the league and the Pacific-10 Conference became a reality. In 1986-87, the league took on a new look, expanding to include 10 women's sports. Thomas C. Hansen was named the commissioner of the Pac-10 in 1983, a role he would hold for 26 years until 2009. Hansen was succeeded by current commissioner Larry Scott, who took on the new role in July 2009.

During the 2010-11 academic year, Scott helped deliver monumental changes that transformed the conference into a modern 12-team league by adding the University of Colorado and the University of Utah. The addition of CU and Utah led to an agreement to equal revenue sharing for the first time in conference history, created two divisions (North and South) for football only, established a football championship game for the first time ever, secured a landmark media rights deal that dramatically increased national exposure and revenue for each school and established the Pac-12 Network and Pac-12 Digital Network that guaranteed enhanced exposure across all sports.

Colorado accepted its invitation to join the Pac-12 on June 11, 2010, as the Buffaloes were the first domino to fall in a change of the national landscape which, in just one week, saw Nebraska also leave the Big 12 and join the Big 10, Boise State depart the WAC for the Mountain West, TCU jump from the MWC for the Big East, and then on June 17, Utah agreeing to join CU to make it an even dozen in the Pac-12. Big-time rivals for the first half of the last century, the Buffaloes and Utes officially became the 11th and 12th members of the Conference on July 1, 2011, the first additions to the league since 1978. During the 33 years between expansions, Pac-10 teams claimed 258 NCAA titles (130 women's, 128 men's).

At present, the Pac-12 sponsors 11 men's sports and 11 women's sports. Additionally, the conference schools are members of the Mountain Pacific Sports Federation (MPSF) in four other men's sports and three women's sports. CU will participate in the MPSF in men's and women's indoor track, and already competes in the Rocky Mountain Intercollegiate Ski Association (RMISA) in skiing, which is a coed sport.

The Pac-12 Conference offices are located 25 miles east of San Francisco in Walnut Creek, Calif.



Pac-12 Commissioner Larry Scott

Conference of Champions

Built on a firm foundation of academic excellence and superior athletic performance, the Conference ushers in a new era with the additions of the University of Colorado and University of Utah, officially becoming the Pac-12 Conference on July 1, 2011.

The Pac-12 rises above the rest, upholding its tradition as the "Conference of Champions"®, claiming an incredible 180 NCAA team titles over the past two decades, including nine in 2010-11, averaging nearly nine championships per academic year. Even more impressive has been the breadth of the Pac-12's success, with championships coming in 27 different men's and women's sports. The Pac-12 has led the nation in NCAA Championships in 45 of the last 51 years and finished second five times.

Spanning nearly a century of outstanding athletics achievements, the Pac-12 was the first conference to reach 400 championships in 2010-11. With the inclusion of CU and UU, league teams have captured 442 NCAA titles (302 men's, 140 women's), outdistancing the next closest conference by nearly 200.

In 2010-11, the then-Pac-10 led the country with nine NCAA titles, with men's and women's programs sharing the wealth as the Conference claimed five NCAA women's titles and four men's crowns.

Including titles previously won by Colorado and Utah, Pac-12 members have won 302 NCAA team championships on the men's side, 89 more than the next closest conference. Men's NCAA crowns have come at a phenomenal rate for the Pac-12: 16 basketball titles by six schools (more than any other conference), 52 tennis titles, 44 outdoor track & field crowns, and 26 baseball titles. Pac-12 members have won 25 of 42 NCAA titles in volleyball, 37 of 42 in water polo, and 22 in swimming & diving national championships.

Individually, the conference has produced an impressive number of NCAA men's individual champions, as well, boasting 2,019 individual crowns.

On the women's side, the story is much the same. Since the NCAA began conducting women's championships 30 years ago, Pac-12 members have claimed at least four national titles in a single season on 22 occasions, including 2010-11. Overall, the Pac-12 has captured 140 NCAA women's titles, easily outdistancing the SEC (second with 77). Pac-10 members have dominated a number of sports, winning 23 softball titles, 19 tennis crowns, 13 of the last 21 volleyball titles, 14 of the last 22 trophies in golf, and 12 in swimming and diving.

Pac-12 women student-athletes shine nationally on an individual basis, as well, having captured an unmatched 616 NCAA individual crowns, an average of nearly 21 championships per season.

Colorado and Utah have combined to win 15 coed skiing titles, one of three NCAA sports to score championships based on men's and women's results along with fencing and rifle. Combined, the newest Pac-12 entrants have 27 NCAA crowns and 148 individual champions in the sport.

STAFF



2010 IN REVIEW

The University of Colorado volleyball team continued to go through some growing pains during the 2010 season, finishing 6-20 overall, 3-17 in the Big 12 Conference. The Buffs placed 10th in the league and finished the non-conference portion of the schedule with a 3-3 record, finishing above .500 for the 22nd straight year.

The Buffs started the year with a three-set win (25-22, 25-22, 25-19) against Furman at the Coors Events Center before falling in five to Duke (18-25, 28-25, 25-18, 16-25, 10-15). CU followed up that loss with a three set defeat (19-25, 22-25, 16-25) at the hands of No. 15 Colorado State.

Colorado then hit the road to compete at the Crowne Plaza Fullerton Titan Classic in Fullerton, Calif. CU went 2-1, defeating Georgia State (25-22, 23-25, 25-17, 25-22) and Montana (21-25, 29-27, 25-14, 19-25, 18-16) before falling to Cal State Fullerton in three (23-25, 22-25, 21-25). **Kerra Schroeder** and **Anicia Santos** were both named to the all-tournament team and Schroeder was named the CU Athlete of the Week for her performance. She recorded 51 kills (4.25 kills per set), hit .220 and recorded 25 digs and five blocks. **Megan Beckwith** was CU's top defensive threat. She recorded 73 digs in three matches; 30 of those came against Georgia State.

CU had the next week-end off to prepare for its final season as a member of the Big 12 Conference. The Buffs started the conference season with two three-set losses to Oklahoma and No. 4 Nebraska. Colorado seemed to bounce back from those defeats, taking the next two matches against Kansas State and Kansas, both in five sets at the Coors Events Center. **Alyssa**

Valentine was named the Big 12 Rookie of the Week after helping the Buffs to back-to-back conference wins for the first time since 2008. She averaged 10.60 assists per set and led the Buffs to a .228 hitting percentage.

The Buffs fought hard to earn a third straight league match, but fell just short after losing 22-25, 17-25, 25-18, 25-23, 6-15 against Texas A&M on Sept. 29. CU would drop the next three matches in three sets to Missouri, No. 11 Texas and Baylor.

Things looked up for CU when it traveled to Lubbock, Texas to face-off against the Red Raiders, although the match did not start off on a good note. The Buffs dropped the first two sets to TTU, 24-26, 20-25, and needed to rally back. They fought hard and won the next two sets 25-15, 26-24, but it wasn't over as there was still a fifth and deciding set left to play. The two teams fought back-and-forth, but no one could get the two-point lead needed to win until the Buffs finished the contest 28-26. CU recorded 123 points in the match, the most by

any NCAA Division I team during the 25-point rally scoring format. Schroeder recorded a career-high 35 kills, the third most in school history, and was named the Big 12 and CU Athlete of the Week for the performance.

Despite earning three wins during the first nine matches of the conference schedule, the Buffs seemed to

fade. They finished out the season by losing the final 11 matches. They put up a good fight in the final two matches, falling in five sets to Texas Tech and Kansas State.

Schroeder finished the season with 372 kills to lead the team and ranked sixth in the Big 12 with 3.84 per set. She was also sixth in the league with 4.29 points per set. Schroeder also set the sophomore season attacks record after averaging 12.04 attacks per set, break AVP and former CU standout Rachel Wacholder's record of 11.60.

Beckwith led the team with 401 digs and ranked seventh in the conference with 4.18 digs per set. She set the freshman record for digs in a match (30), as well as digs in a season and digs per set. Valentine ranked ninth in the Big 12 with 8.62 assists per set. The top blocker for CU was **Nikki Lindow**. She averaged 0.74 blocks per set.

Several Buffs were recognized for their accomplishments off the court. **Rosie Steinhaus** was named to the Academic All-Big 12 First Team and Schroeder was named to the second team.





2010 RESULTS AND STATISTICS

(6-20 – 3-17 Big 12 (10th) – 3-9 Home – 1-11 Away – 2-0 Neutral)

Date	Opponent (Rank)	Rank W/L	Rec	Score	Score-by-Game	Team Statistical Totals						Individual Statistical Leaders			
						K	Att%	Ast	SA	Dig	TB	Kills	Digs	Blocks	Assists
8/27	FURMAN	W	1-0	3-0	25-22, 25-22, 25-19	42	.171	36	5	38	12	Schroeder (14)	Walker (7)	AS, NL (3)	Valentine (29)
8/28	DUKE	L	1-1	2-3	18-25, 28-26, 25-18, 16-25, 10-15	48	.115	43	6	55	13	Schroeder (15)	Beckwith (18)	Santos (4)	Valentine (40)
8/31	Colorado State (15)	L	1-2	0-3	19-25, 22-25, 16-25	30	.128	24	4	18	8	Schroeder (8)	Schroeder (4)	3 tied with (2)	Valentine (20)
9/3	#Georgia State	W	2-2	3-1	25-22, 23-25, 25-17, 25-22	57	.283	56	5	91	14	Schroeder (21)	Beckwith (25)	Valentine (5)	Valentine (51)
9/4	#Montana	W	3-2	3-2	21-25, 29-27, 25-14, 19-25, 18-16	68	.209	64	10	100	9	Schroeder (20)	Beckwith (30)	Steinhaus (4)	Valentine (39)
9/4	#Cal State Fullerton	L	3-3	0-3	23-25, 22-25, 21-25	35	.122	34	4	48	11	KS, AS (10)	Beckwith (18)	Lindow (4)	Valentine (19)
9/15	*OKLAHOMA	L	3-4/0-1	0-3	15-25, 23-25, 21-25	36	.102	34	1	44	17	Schroeder (11)	Beckwith (12)	Santos (7)	Valentine (27)
9/18	*Nebraska (4)	L	3-5/0-2	0-3	13-25, 7-25, 17-25	19	.086	18	1	35	5	Santos (5)	Beckwith (10)	Santos (2)	Valentine (13)
9/22	*KANSAS STATE	W	4-5/1-2	3-2	25-22, 21-25, 14-25, 25-21, 15-10	67	.298	64	4	67	17	Schroeder (24)	ER, MB (17)	Lindow (6)	Valentine (56)
9/25	*KANSAS	W	5-5/2-2	3-2	25-23, 25-23, 13-25, 22-25, 15-13	63	.169	54	4	70	18	Schroeder (21)	Bigelow (15)	RS, NL (5)	Valentine (50)
9/29	*TEXAS A&M	L	5-6/2-3	2-3	22-25, 17-25, 25-18, 25-23, 6-15	53	.173	52	3	61	21	Schroeder (19)	Beckwith (20)	RS, NL (6)	Valentine (48)
10/2	*Missouri	L	5-7/2-4	0-3	20-25, 22-25, 19-25	39	.264	39	1	42	10	Schroeder (12)	Beckwith (16)	Lindow (4)	Valentine (27)
10/6	*Texas (11)	L	5-8/2-5	0-3	19-25, 15-25, 20-25	27	.133	27	4	22	5	Schroeder (8)	Beckwith (8)	Lindow (3)	Valentine (23)
10/9	*BAYLOR	L	5-9/2-6	0-3	13-25, 21-25, 13-25	29	.110	21	1	37	4	Lindow (9)	Beckwith (11)	4 tied with (1)	Valentine (16)
10/13	*Texas Tech	W	6-9/3-6	3-2	24-26, 20-25, 25-15, 26-24, 28-26	80	.324	75	7	68	12	Schroeder (35)	Beckwith (20)	Santos (4)	Valentine (62)
10/20	*IOWA STATE (12)	L	6-10/3-7	1-3	25-22, 17-25, 22-25, 10-25	48	.192	42	3	56	8	Schroeder (21)	Beckwith (20)	Lindow (4)	Valentine (35)
10/23	*TEXAS A&M	L	6-11/3-8	0-3	15-25, 18-25, 12-25	18	.028	18	2	43	7	Santos (6)	Beckwith (16)	Lindow (4)	Valentine (8)
10/27	*Baylor	L	6-12/3-9	0-3	14-25, 23-25, 15-25	32	.137	31	4	51	2	KS, AS (9)	Constantine (12)	KS, AS (1)	Valentine (17)
10/30	*TEXAS (10)	L	6-13/3-10	0-3	22-25, 19-25, 5-25	30	.082	26	2	35	4	Santos (9)	Beckwith (13)	RS, NL (2)	Valentine (25)
11/3	*MISSOURI	L	6-14/3-11	1-3	23-25, 25-19, 19-25, 19-25	51	.230	51	2	66	22	Schroeder (19)	Beckwith (26)	AS, NL (6)	Valentine (49)
11/6	*Kansas	L	6-15/3-12	0-3	19-25, 22-25, 23-25	43	.183	41	3	38	13	Schroeder (12)	Beckwith (13)	KS, NL (4)	Valentine (38)
11/10	*Oklahoma	L	6-16/3-13	0-3	8-25, 16-25, 17-25	23	-.020	23	3	31	7	Bigelow (8)	Beckwith (10)	Santos (3)	Valentine (15)
11/13	*NEBRASKA (5)	L	6-17/3-14	0-3	21-25, 20-25, 17-25	40	.239	40	3	42	0	Schroeder (14)	Beckwith (12)	None	Valentine (35)
11/21	*Iowa State (16)	L	6-18/3-15	0-3	13-25, 9-25, 22-25	24	.071	22	3	39	6	Schroeder (13)	KS, MB (9)	RS, AF (2)	Miller (10)
11/25	*TEXAS TECH	L	6-19/3-16	2-3	25-21, 20-25, 25-18, 16-25, 12-15	57	.165	54	4	83	15	Schroeder (24)	Richardson (21)	Santos (6)	Valentine (47)
11/28	*Kansas State	L	6-20/3-17	2-3	22-25, 25-20, 22-25, 25-23, 7-15	55	.183	52	6	85	15	Schroeder (20)	Beckwith (27)	Santos (5)	Valentine (30)

*Big 12 Conference Match; #-Crowne Plaza Fullerton Titan Classic, Fullerton, Calif.

Overall

Name	G	K	K/S	E	TA	Pct.	A	A/S	SA	SE	SA/S	RE	DIG	D/S	BS	BA	TOT.	B/S	BE	BHE	PTS
Anicia Santos	95	198	2.08	63	496	.27	19	0.20	19	25	0.20	2	37	0.39	12	52	64	0.67	13	0	255
Hannah Walker	57	1	0.02	0	5	.200	4	0.07	3	14	0.05	7	79	1.39	0	0	0	0.00	0	2	4
Nichole Lindow	97	187	1.93	89	513	.215	5	0.05	0	0	0.00	2	19	0.20	13	59	72	0.74	20	3	229.5
Kerra Schroeder	97	372	3.84	158	1168	.183	12	0.12	22	33	0.23	22	208	2.14	8	29	37	0.38	3	0	416.5
Alyssa Valentine	96	48	0.50	21	149	.181	828	8.62	7	19	0.07	1	164	1.71	3	28	31	0.32	4	8	72
Michelle Miller	61	3	0.05	1	13	.154	95	1.56	7	10	0.11	0	58	0.95	1	2	3	0.05	0	2	12
Rosie Steinhaus	97	151	1.56	80	544	.131	7	0.07	0	2	0.00	6	63	0.65	3	47	50	0.52	8	0	177.5
Richi Bigelow	77	144	1.87	92	486	.107	4	0.05	7	16	0.09	11	130	1.69	1	9	10	0.13	2	1	156.5
Elysse Richardson	86	2	0.02	1	11	.091	14	0.16	18	15	0.21	17	173	2.01	0	0	0	0.00	0	0	20
Kat Constantine	8	0	0.00	0	0	.000	1	0.12	2	2	0.25	3	17	2.12	0	0	0	0.00	0	0	2
Morgan Tholen	5	0	0.00	0	0	.000	0	0.00	0	1	0.00	0	0	0.00	0	0	0	0.00	0	0	0
Jess Aschbrenner	10	1	0.10	3	16	-.125	1	0.10	0	1	0.00	1	10	1.00	0	1	1	0.10	1	0	1.5
Ali Flynn	18	6	0.33	11	38	-.132	0	0.00	0	0	0.00	0	6	0.33	1	6	7	0.39	3	0	10
Megan Beckwith	96	1	0.01	3	15	-.133	48	0.50	10	33	0.10	27	401	4.18	0	0	0	0.00	0	1	11
Team																					
COLORADO.....	97	1114	11.4	522	3454	.171	1041	10.7	95	171	0.98	107	1365	14.07	42	233	158.5	1.63	54	17	1367.5
Opponents.....	97	1377	14.2	494	3473	.254	1261	13	108	138	1.11	96	1562	16.10	66	298	215	2.22	45	13	1700

Big 12 Only

Name	G	K	K/G	E	TA	Pct.	A	A/G	SA	SE	SA/G	RE	DIG	D/G	BS	BA	TOT.	B/G	BE	BHE	PTS
Anicia Santos	72	144	2.00	53	381	.239	11	0.15	14	16	0.19	1	30	0.42	11	38	49	0.68	10	0	188
Hannah Walker	36	0	0.00	0	1	.000	2	0.06	0	5	0.00	4	40	1.11	0	0	0	0.00	0	2	0
Nichole Lindow	74	133	1.80	67	379	.174	4	0.05	0	0	0.00	2	12	0.16	10	46	56	0.76	17	3	166
Kerra Schroeder	74	284	3.84	123	886	.182	10	0.14	12	23	0.16	19	169	2.28	2	26	28	0.38	2	0	311
Alyssa Valentine	73	41	0.56	15	121	.215	630	8.63	6	13	0.16	1	127	1.74	2	16	18	0.25	4	6	57
Michelle Miller	53	3	0.06	0	9	.333	60	1.13	5	8	0.09	0	45	0.85	1	2	3	0.06	0	1	10
Rosie Steinhaus	74	120	1.62	60	422	.142	5	0.07	0	2	0.00	5	43	0.58	1	36	37	0.50	8	0	139
Richi Bigelow	54	100	1.85	57	341	.126	3	0.06	4	15	0.07	54	83	1.54	1	8	9	0.17	2	1	109
Elysse Richardson	63	1	0.02	1	8	.000	12	0.19	11	8	0.17	14	135	2.14	0	0	0	0.00	0	0	12
Kat Constantine	7	0	0.00	0	0	.000	1	0.14	2	2	0.29	3	16	2.29	0	0	0	0.00	0	0	2
Morgan Tholen	5	0	0.00	0	0	.000	0	0.00	0	1	0.00	0	0	0.00	0	0	0	0.00	0	0	0
Jess Aschbrenner	9	1	0.11	3	16	-.125	1	0.11	0	1	0.00	1	10	1.11	0	1	1	0.11	1	0	1.5
Ali Flynn	17	6	0.35	11	35	-.143	0	0.00	0	0	0.00	0	6	0.35	1	6	7	0.41	2	0	10
Megan Beckwith	73	1	0.01	3	8	-.250	42	0.58	7	20	0.10	15	299	4.10	0	0	0	0.00	0	1	8
Team																					
COLORADO.....	74	834	11.2	393	2607	.169	784	10.5	61	114	0.82	79	1015	13.72	29	179	118.5	1.60	46	14	1013.5
Opponents.....	74	1090	14.7	360	2636	.277	998	13.4	80	97	1.08	62	1183	15.99	48	240	168	2.27	36	10	1338



2010 LEADERS & MISCELLANEOUS STATS

TIMES LED TEAM IN...

KILLS

- 1 Kerra Schroeder21
- 2 Anicia Santos.....5
- 3 Nichole Lindow1
- 4 Richi Bigelow1

ATTACKS

- 1 Kerra Schroeder26
- 2 Richi Bigelow1

ATTACK PERCENTAGE

- 1 Alyssa Valentine11
- 2 Anicia Santos.....6
- 3 Nicole Lindow3
- 4 Michelle Miller.....2
- 5 Elysse Richardson.....1
- Kerra Schroeder1
- Richi Bigelow1
- Megan Beckwith1
- Ali Flynn.....1

ASSISTS

- 1 Alyssa Valentine25
- 2 Michelle Miller.....1

DOUBLE DOUBLES

Kerra Schroeder

- vs. Montana, 9/420K, 15D
- vs. Oklahoma, 9/15.....11K, 11D
- vs. Kansas State, 9/22...24K, 12D
- vs. Kansas, 9/2521K, 11D
- @ Missouri, 10/2.....12K, 10D
- @ Texas Tech, 10/1335K, 13D
- vs. Nebraska, 11/13.....14K, 11D
- vs. Texas Tech, 11/20.....24K, 14D
- @ Kansas State, 11/27..20K, 10D

Michelle Miller

- @ Kansas State, 11/27..17A, 11D

ACES

- 1 Kerra Schroeder10
- 2 Elysse Richardson.....7
- 3 Anicia Santos.....6
- 4 Megan Beckwith5
- 5 Richi Bigelow4
- 6 Alyssa Valentine3
- 7 Michelle Miller.....2
- 8 Hannah Walker1
- Kat Constantine.....1

DIGS

- 1 Megan Beckwith21
- 2 Kerra Schroeder2
- Elysse Richardson.....2
- 3 Hannah Walker1
- Richi Bigelow1
- Kat Constantine1

BLOCKS

- 1 Nichole Lindow14
- 2 Anicia Santos12
- 3 Rosie Steinhaus6
- 4 Alyssa Valentine3
- 5 Kerra Schroeder2
- 6 Ali Flynn.....1

2010 BIG 12 STANDINGS

Team	Big 12				Overall			
	W	L	Pct.	Games	W	L	Pct.	Games
Nebraska	19	1	.950	58-7	29	3	.906	91-17
Texas	18	2	.900	55-16	27	6	.818	84-34
Iowa State	13	7	.650	46-27	20	9	.690	70-35
Oklahoma	13	7	.650	43-32	23	11	.676	74-55
Missouri	12	8	.600	42-31	22	11	.667	75-44
Baylor	9	11	.450	34-40	16	15	.516	61-57
Kansas	8	12	.400	34-43	17	14	.548	63-53
Texas A&M	7	13	.350	35-43	13	17	.433	56-57
Kansas State	6	14	.300	24-48	12	19	.387	47-66
Colorado	3	17	.150	17-57	6	20	.231	28-69
Texas Tech	2	18	.100	14-58	4	25	.138	21-82

SEASON LEADERS

ATT PCT. (Min. 3ATT PG)

- 1. Anicia Santos.....272
- 2. Hannah Walker200
- 3. Nichole Lindow191
- 4. Kerra Schoeder.....183
- 5. Alyssa Valentine181

KILLS (TOTAL)

- 1. Kerra Schroeder372
- 2. Anicia Santos.....198
- 3. Nichole Lindow187
- 4. Rosie Steinhaus151
- 5. Richi Bigelow144

KILLS (KPS)

- 1. Kerra Schroeder3.84
- 2. Anicia Santos.....2.08
- 3. Nichole Lindow1.93
- 4. Richi Bigelow1.87
- 5. Rosie Steinhaus1.56

ASSISTS (TOTAL)

- 1. Alyssa Valentine828
- 2. Michelle Miller.....95
- 3. Megan Beckwith48
- 4. Anicia Santos.....19
- 5. Elysse Richardson.....14

ASSISTS (APS)

- 1. Alyssa Valentine8.62
- 2. Michelle Miller1.56
- 3. Megan Beckwith0.50
- 4. Anicia Santos.....0.20
- 5. Elysse Richardson.....0.16

SERVICE ACES (TOTAL)

- 1. Kerra Schroeder22
- 2. Anicia Santos.....19
- 3. Elysse Richardson.....18
- 4. Megan Beckwith10
- 5. Alyssa Valentine7
- Michelle Miller.....7
- Richi Bigelow7

SERVICE ACES (APS)

- 1. Kerra Schroeder0.23
- 2. Elysse Richardson.....0.21
- 3. Anicia Santos.....0.20
- 4. Michelle Miller.....0.11
- 5. Richi Bigelow0.09

DIGS (TOTAL)

- 1. Megan Beckwith401
- 2. Kerra Schroeder208
- 3. Elysse Richardson.....173
- 4. Alyssa Valentine164
- 5. Richi Bigelow130

DIGS (DPS)

- 1. Megan Beckwith4.18
- 2. Kerra Schroeder2.14
- 3. Elysse Richardson.....2.01
- 4. Alyssa Valentine1.71
- 5. Richi Bigelow1.69

BLOCKS (TOTAL)

- 1. Nichole Lindow72
- 2. Anicia Santos.....64
- 3. Rosie Steinhaus50
- 4. Kerra Schoeder.....37
- 5. Alyssa Valentine31

BLOCKS (BPS)

- 1. Nichole Lindow0.74
- 2. Anicia Santos.....0.67
- 3. Rosie Steinhaus0.52
- 4. Kerra Schoeder.....0.38
- 5. Alyssa Valentine0.32

20-KILL MATCHES

Kerra Schroeder

- vs. Georgia State, 9/321
- vs. Montana, 9/4.....20
- vs. Kansas State, 9/2224
- vs. Kansas, 9/25.....21
- @ Texas Tech, 10/13.....35
- vs. Iowa State, 10/20.....21
- vs. Texas Tech, 11/2024
- @ Kansas State, 11/2720

20-POINT MATCHES

Kerra Schroeder

- vs. Georgia State, 9/324.5
- vs. Montana, 9/4.....22
- vs. Kansas State, 9/2225.5
- vs. Kansas, 9/25.....23.5
- vs. Texas A&M, 9/29.....21
- @ Texas Tech, 10/13.....36
- vs. Iowa State, 10/20.....22
- vs. Missouri, 11/322.5
- vs. Texas Tech, 11/2025
- @ Kansas State, 11/2722

Anicia Santos

- vs. Kansas State, 9/2221.5

50 ASSIST MATCHES

Alyssa Valentine

- vs. Georgia State, 9/351
- vs. Kansas State, 9/2256
- vs. Kansas, 9/25.....50
- @ Texas Tech, 10/13.....62



2010 BIG 12 STATISTICS

TEAM – ALL MATCHES

HITTING %	G	Kills	Errs	Total	Pct
1. Texas	118	1679	513	3808	.306
2. Nebraska	108	1609	528	3812	.284
3. Iowa State	105	1534	522	3901	.259
4. Oklahoma	129	1754	662	4727	.231
5. Missouri	119	1683	635	4552	.230
6. Baylor	118	1590	608	4612	.213
7. Kansas	116	1511	693	4162	.197
8. Texas A&M	113	1452	676	4030	.193
9. Colorado	97	1114	522	3454	.171
10. Kansas State	113	1354	684	4229	.158
11. Texas Tech	103	1168	617	3617	.152

KILLS	G	No.	Per Game
1. Nebraska	108	1609	14.90
2. Iowa State	105	1534	14.61
3. Texas	118	1679	14.23
4. Missouri	119	1683	14.14
5. Oklahoma	129	1754	13.60
6. Baylor	118	1590	13.47
7. Kansas	116	1511	13.03
8. Texas A&M	113	1452	12.85
9. Kansas State	113	1354	11.98
10. Colorado	97	1114	11.48
11. Texas Tech	103	1168	11.34

ACES	G	No.	Per Game
1. Texas A&M	113	141	1.25
2. Nebraska	108	127	1.18
3. Texas	118	134	1.14
4. Kansas State	113	128	1.13
5. Missouri	119	133	1.12
6. Kansas	116	126	1.09
7. Baylor	118	122	1.03
8. Iowa State	105	105	1.00
9. Colorado	97	95	0.98
10. Oklahoma	129	95	0.74
11. Texas Tech	103	64	0.62

OPPONENT HITTING %	G	Kills	Errs	Total	Pct
1. Nebraska	108	1235	679	3833	.145
2. Baylor	118	1496	675	4781	.172
3. Iowa State	105	1269	588	3922	.174
4. Texas A&M	113	1367	630	3974	.185
5. Texas	118	1435	661	4007	.193
6. Oklahoma	129	1735	777	4922	.195
7. Kansas	116	1508	672	4194	.199
8. Kansas State	113	1452	639	4067	.200
9. Missouri	119	1608	596	4343	.233
10. Colorado	97	1377	494	3473	.254
11. Texas Tech	103	1519	510	3609	.280

BLOCKS	G	Solo	Asst	Total	Per Game
1. Nebraska	108	73	510	328.0	3.04
2. Texas	118	70	433	286.5	2.43
3. Kansas State	113	37	473	273.5	2.42
4. Texas A&M	113	46	425	258.5	2.29
5. Baylor	118	36	467	269.5	2.28
6. Oklahoma	129	82	418	291.0	2.26
7. Kansas	116	80	353	256.5	2.21
8. Iowa State	105	41	381	231.5	2.20
9. Texas Tech	103	63	323	224.5	2.18
10. Missouri	119	69	326	232.0	1.95
11. Colorado	97	42	233	158.5	1.63

DIGS	G	No.	Per Game
1. Baylor	118	2231	18.91
2. Iowa State	105	1815	17.29
3. Missouri	119	1917	16.11
4. Nebraska	108	1698	15.72
5. Oklahoma	129	1989	15.42
6. Texas A&M	113	1713	15.16
7. Kansas State	113	1689	14.95
8. Kansas	116	1732	14.93
9. Colorado	97	1365	14.07
10. Texas	118	1583	13.42
11. Texas Tech	103	1320	12.82

ASSISTS	G	No.	Per Game
1. Nebraska	108	1501	13.90
2. Iowa State	105	1446	13.77
3. Texas	118	1574	13.34
4. Missouri	119	1583	13.30
5. Baylor	118	1493	12.65
6. Oklahoma	129	1616	12.53
7. Kansas	116	1420	12.24
8. Texas A&M	113	1353	11.97
9. Kansas State	113	1235	10.93
10. Colorado	97	1038	10.70
11. Texas Tech	103	1087	10.55

TEAM – CONFERENCE MATCHES

HITTING %	G	Kills	Errs	Total	Pct
1. Texas	71	1083	319	2434	.314
2. Nebraska	65	1001	329	2368	.284
3. Iowa State	73	1062	376	2785	.246
4. Oklahoma	75	1042	377	2824	.235
5. Missouri	73	1021	422	2916	.205
6. Baylor	74	995	402	2949	.201
7. Texas A&M	78	999	458	2805	.193
8. Kansas	77	1001	466	2797	.191
9. Colorado	74	834	393	2607	.169
10. Kansas State	72	878	436	2752	.161
11. Texas Tech	72	844	430	2603	.159

KILLS	G	No.	Per Game
1. Nebraska	65	1001	15.40
2. Texas	71	1083	15.25
3. Iowa State	73	1062	14.55
4. Missouri	73	1021	13.99
5. Oklahoma	75	1042	13.89
6. Baylor	74	995	13.45
7. Kansas	77	1001	13.00
8. Texas A&M	78	999	12.81
9. Kansas State	72	878	12.19
10. Texas Tech	72	844	11.72
11. Colorado	74	834	11.27

ACES	G	No.	Per Game
1. Missouri	73	85	1.16
2. Nebraska	65	73	1.12
3. Kansas State	72	75	1.04
4. Texas A&M	78	80	1.03
5. Iowa State	73	74	1.01
6. Texas	71	68	0.96
7. Kansas	77	65	0.84
8. Baylor	74	62	0.84
9. Colorado	74	61	0.82
10. Oklahoma	75	50	0.67
11. Texas Tech	72	47	0.65

OPPONENT HITTING %	G	Kills	Errs	Total	Pct
1. Nebraska	65	759	409	2326	.150
2. Baylor	74	978	426	3057	.181
3. Iowa State	73	920	406	2806	.183
4. Texas	71	880	415	2504	.186
5. Texas A&M	78	980	428	2819	.196
6. Oklahoma	75	1035	449	2944	.199
7. Kansas State	72	977	376	2660	.226
8. Kansas	77	1075	426	2814	.231
9. Missouri	73	988	365	2697	.231
10. Colorado	74	1090	360	2636	.277
11. Texas Tech	72	1078	348	2577	.283

BLOCKS	G	Solo	Asst	Total	Per Game
1. Nebraska	65	37	314	194.0	2.98
2. Texas	71	41	279	180.5	2.54
3. Texas A&M	78	31	302	182.0	2.33
4. Oklahoma	75	48	242	169.0	2.25
5. Baylor	74	23	279	162.5	2.20
6. Iowa State	73	35	250	160.0	2.19
7. Kansas State	72	21	269	155.5	2.16
8. Kansas	77	48	232	164.0	2.13
9. Texas Tech	72	42	209	146.5	2.03
10. Missouri	73	39	196	137.0	1.88
11. Colorado	74	29	179	118.5	1.60

DIGS	G	No.	Per Game
1. Baylor	74	1415	19.12
2. Iowa State	73	1301	17.82
3. Missouri	73	1220	16.71
4. Oklahoma	75	1219	16.25
5. Texas A&M	78	1233	15.81
6. Kansas State	72	1137	15.79
7. Nebraska	65	1019	15.68
8. Kansas	77	1147	14.90
9. Texas	71	1010	14.23
10. Colorado	74	1015	13.72
11. Texas Tech	72	955	13.26

ASSISTS	G	No.	Per Game
1. Nebraska	65	934	14.37
2. Texas	71	1016	14.31
3. Iowa State	73	1004	13.75
4. Missouri	73	965	13.22
5. Oklahoma	75	955	12.73
6. Baylor	74	932	12.59
7. Kansas	77	947	12.30
8. Texas A&M	78	933	11.96
9. Kansas State	72	811	11.26
10. Texas Tech	72	784	10.89
11. Colorado	74	781	10.55

2010 BIG 12 STATISTICS

INDIVIDUAL - ALL MATCHES

HITTING PERCENTAGE

(Minimum .200/3.0 attacks per set)

Player	Team	CI	G	Kills	Errs	Total	Pct
1. Adams, Rachael	UT	JR	117	339	88	567	.443
2. Doris, Jennifer	UT	SR	117	207	29	418	.426
3. Delano, Brooke	NU	JR	108	295	65	566	.406
4. Wilberger, Jordan	NU	JR	64	104	28	217	.350
5. Brimimage, Brittney	MU	JR	119	291	87	617	.331
6. Straube, Jamie	ISU	SO	105	268	65	623	.326
7. McLaurin, Sallie	OU	FR	122	292	76	678	.319
8. Freudenrich, Sarah	OU	SR	109	209	60	480	.310
9. Graham, Elizabeth	BU	SR	118	335	102	758	.307
10. Campbell, Torri	BU	SO	118	321	90	757	.305

KILLS (Minimum 2.00 per set)

Player	Team	CI	G	No.	Per Set
1. Henson, Victoria	ISU	SR	105	473	4.50
2. Ampudia, Paola	MU	SR	119	493	4.14
3. Dowdy, Amanda	TTU	JR	103	424	4.12
4. Black, Kelsey	TAMU	JR	113	461	4.08
5. Faucette, Juliann	UT	SR	118	465	3.94
6. Schroeder, Kerra	CU	SO	97	372	3.84
7. Garlington, Karina	KU	SR	116	407	3.51
8. Boulavsky, Suzy	OU	JR	129	445	3.45
9. Jenson, Carly	ISU	JR	105	319	3.04
10. Pelger, Kaitlynn	KSU	FR	113	328	2.90

POINTS

Player	Team	CI	G	K	SA	BS	BA	Points	Avg/G
1. Henson, Victoria	ISU	SR	105	473	13	4	48	514.0	4.90
2. Black, Kelsey	TAMU	JR	113	461	42	9	54	539.0	4.77
3. Ampudia, Paola	MU	SR	119	493	11	20	49	548.5	4.61
4. Dowdy, Amanda	TTU	JR	103	424	12	10	45	468.5	4.55
5. Faucette, Juliann	UT	SR	118	465	26	20	51	536.5	4.55
6. Schroeder, Kerra	CU	SO	97	372	22	8	29	416.5	4.29
7. Garlington, Karina	KU	SR	116	407	2	15	40	444.0	3.83
8. Boulavsky, Suzy	OU	JR	129	445	0	6	68	485.0	3.76
9. Pelger, Kaitlynn	KSU	FR	113	328	33	11	89	416.5	3.69
10. Delano, Brooke	NU	JR	108	295	11	19	134	392.0	3.63

ASSISTS (Minimum 5.00 per set)

Player	Team	CI	G	No.	Per Set
1. Landwehr, Alison	ISU	SO	105	1248	11.89
2. Kreklow, Molly	MU	FR	119	1392	11.70
3. Kocher, Michelle	UT	JR	77	804	10.44
4. Barker, Brienne	OU	JR	129	1340	10.39
5. Tate, Nicole	KU	JR	83	843	10.16
6. Sawatzky, Allie	TAMU	FR	111	1078	9.71
7. Donahue, Caitlyn	KSU	SO	110	1046	9.51
8. Meyers, Karlyn	TTU	JR	95	862	9.07
9. Valentine, Alyssa	CU	JR	96	828	8.62
10. Allison, Hannah	UT	FR	75	606	8.08

SERVICE ACES (Minimum 0.10 per set)

Player	Team	CI	G	No.	Per Set
1. Black, Kelsey	TAMU	JR	113	42	0.37
2. Pelger, Kaitlynn	KSU	FR	113	33	0.29
3. Mueller, Tara	NU	SR	96	27	0.28
4. Allison, Hannah	UT	FR	75	21	0.28
5. Klein, Julianna	MU	SR	119	32	0.27
6. Cook, Lauren	NU	SO	108	27	0.25
7. Mellinger, Tori	TAMU	SO	113	27	0.24
8. Vann, Caitlyn	MU	SR	119	28	0.24
9. King, Allison	BU	JR	116	27	0.23
10. Banwarth, Kayla	NU	SR	108	25	0.23

BLOCKS (Minimum 1.00 per set)

Player	Team	CI	G	Solo	Assist	Total	Per Set
1. Delano, Brooke	NU	JR	108	19	134	153.0	1.42
2. Muff, Alex	KSU	SO	111	10	135	145.0	1.31
3. Graham, Elizabeth	BU	SR	118	20	132	152.0	1.29
4. McLaurin, Sallie	OU	FR	122	30	123	153.0	1.25
5. Wilberger, Jordan	NU	JR	64	9	71	80.0	1.25
6. Adams, Rachael	UT	JR	117	14	124	138.0	1.18
7. Miller, Lindsey	TAMU	SO	113	16	108	124.0	1.10
8. Straube, Jamie	ISU	SO	105	16	94	110.0	1.05
9. Licht, Lindsey	NU	SR	108	16	97	113.0	1.05
10. Conceicao, Barbara	TTU	SR	90	11	82	93.0	1.03

DIGS (Minimum 1.00 per set)

Player	Team	CI	G	No.	Per Set
1. Vann, Caitlyn	MU	SR	119	637	5.35
2. Trice, Caitlyn	BU	SR	118	623	5.28
3. Mass, Ashley	ISU	SR	105	529	5.04
4. Banwarth, Kayla	NU	SR	108	520	4.81
5. Mathewson, Lauren	KSU	SR	113	540	4.78
6. Fernanda, Maria	OU	SO	129	550	4.26
7. Beckwith, Megan	CU	FR	96	401	4.18
8. Mellinger, Tori	TAMU	SO	113	467	4.13
9. Riley, Brienne	KU	FR	98	403	4.11
10. King, Allison	BU	JR	116	477	4.11
11. Vincent, Jackie	TTU	SR	103	351	3.41
12. Jenson, Carly	ISU	JR	105	329	3.13
13. Werth, Hannah	NU	SO	96	297	3.09
14. Palmer, Sarah	UT	FR	96	295	3.07
15. Black, Kelsey	TAMU	JR	113	338	2.99

INDIVIDUAL - CONFERENCE MATCHES

HITTING PERCENTAGE

(Minimum .200/3.0 attacks per set)

Player	Team	CI	G	Kills	Errs	Total	Pct
1. Doris, Jennifer	UT	SR	71	146	19	283	.449
2. Adams, Rachael	UT	JR	71	220	56	367	.447
3. Delano, Brooke	NU	JR	65	188	44	358	.402
4. Straube, Jamie	ISU	SO	73	184	42	436	.326
5. McLaurin, Sallie	OU	FR	72	192	50	440	.323
6. Graham, Elizabeth	BU	SR	74	235	71	525	.312
7. McNeal, Sha'Dare	UT	SO	71	142	43	328	.302
8. Campbell, Torri	BU	SO	74	199	57	481	.295
9. Licht, Lindsey	NU	SR	65	197	65	452	.292
10. Brimimage, Brittney	MU	JR	73	172	61	382	.291

KILLS (Minimum 2.00 per set)

Player	Team	CI	G	No.	Per Set
1. Henson, Victoria	ISU	SR	73	334	4.58
2. Dowdy, Amanda	TTU	JR	72	316	4.39
3. Faucette, Juliann	UT	SR	71	300	4.23
4. Ampudia, Paola	MU	SR	73	306	4.19
5. Black, Kelsey	TAMU	JR	78	316	4.05
6. Schroeder, Kerra	CU	SO	74	284	3.84
7. Boulavsky, Suzy	OU	JR	75	269	3.59
8. Garlington, Karina	KU	SR	77	271	3.52
9. Roberson, Amber	UT	JR	57	187	3.28
10. Graham, Elizabeth	BU	SR	74	235	3.18

POINTS

Player	Team	CI	G	K	SA	BS	BA	Points	Avg/G
1. Henson, Victoria	ISU	SR	73	334	10	3	37	365.5	5.01
2. Faucette, Juliann	UT	SR	71	300	11	15	33	342.5	4.82
3. Dowdy, Amanda	TTU	JR	72	316	6	6	27	341.5	4.74
4. Black, Kelsey	TAMU	JR	78	316	19	4	40	359.0	4.60
5. Ampudia, Paola	MU	SR	73	306	4	11	27	334.5	4.58
6. Schroeder, Kerra	CU	SO	74	284	12	2	26	311.0	4.20
7. Boulavsky, Suzy	OU	JR	75	269	0	2	42	292.0	3.89
8. Graham, Elizabeth	BU	SR	74	235	0	14	74	286.0	3.86
9. Garlington, Karina	KU	SR	77	271	1	7	27	292.5	3.80
10. Adams, Rachael	UT	JR	71	220	0	10	78	269.0	3.79

ASSISTS (Minimum 5.00 per set)

Player	Team	CI	G	No.	Per Set
1. Landwehr, Alison	ISU	SO	73	870	11.92
2. Kocher, Michelle	UT	JR	51	607	11.90
3. Kreklow, Molly	MU	FR	73	855	11.71
4. Barker, Brienne	OU	JR	75	793	10.57
5. Tate, Nicole	KU	JR	76	797	10.49
6. Donahue, Caitlyn	KSU	SO	70	689	9.84
7. Sawatzky, Allie	TAMU	FR	78	754	9.67
8. Meyers, Karlyn	TTU	JR	65	605	9.31
9. Valentine, Alyssa	CU	JR	73	630	8.63
10. Cook, Lauren	NU	SO	65	414	6.37

SERVICE ACES (Minimum 0.10 per set)

Player	Team	CI	G	No.	Per Set
1. Klein, Julianna	MU	SR	73	23	0.32
2. Vann, Caitlyn	MU	SR	73	21	0.29
3. Pelger, Kaitlynn	KSU	FR	72	20	0.28
4. Cook, Lauren	NU	SO	65	18	0.28
5. Mueller, Tara	NU	SR	58	16	0.28
6. Black, Kelsey	TAMU	JR	78	19	0.24
7. Jenson, Carly	ISU	JR	73	17	0.23
8. Sawatzky, Allie	TAMU	FR	78	18	0.23
9. Christenson, Ashlie	BU	SR	60	13	0.22
10. King, Allison	BU	JR	74	16	0.22

BLOCKS (Minimum 1.00 per set)

Player	Team	CI	G	Solo	Assist	Total	Per Set
1. Delano, Brooke	NU	JR	65	9	85	94.0	1.45
2. Muff, Alex	KSU	SO	70	7	90	97.0	1.39
3. Adams, Rachael	UT	JR	71	10	78	88.0	1.24
4. Graham, Elizabeth	BU	SR	74	14	74	88.0	1.19
5. McLaurin, Sallie	OU	FR	74	20	67	87.0	1.18
6. Miller, Lindsey	TAMU	SO	78	13	78	91.0	1.17
7. Wilberger, Jordan	NU	JR	35	3	35	38.0	1.09
8. Licht, Lindsey	NU	SR	65	8	62	70.0	1.08
9. Minnerly, Stephanie	TAMU	SO	78	8	72	80.0	1.03
10. Brimimage, Brittney	MU	JR	73	13	61	74.0	1.01

DIGS (Minimum 1.00 per set)

Player	Team	CI	G	No.	Per Set
1. Vann, Caitlyn	MU	SR	73	402	5.51
2. Mass, Ashley	ISU	SR	73	389	5.33
3. Trice, Caitlyn	BU	SR	74	366	4.95
4. Mathewson, Lauren	KSU	SR	72	356	4.94
5. Banwarth, Kayla	NU	SR	65	310	4.77
6. Riley, Brienne	KU	FR	60	268	4.47
7. Fernanda, Maria	OU	SO	75	319	4.25
8. Mellinger, Tori	TAMU	SO	78	329	4.22
9. King, Allison	BU	JR	74	311	4.20
10. Beckwith, Megan	CU	FR	73	299	4.10
11. Vincent, Jackie	TTU	SR	72	265	3.68
12. Palmer, Sarah	UT	FR	67	222	3.31
13. Jenson, Carly	ISU	JR	73	235	3.22
14. Black, Kelsey	TAMU	JR	78	250	3.21
15. Higgins, Caitlin	OU	JR	70	223	3.19



ALL-TIME STANDINGS

Pac 12 Conference

Team	Matches			Games			Score	Opp	Last 10	Streak	Home	Away	Neutral	Conf. Only		
	W	L	Pct	W	L	Pct.								W	L	Pct.
Arizona	0	0	.000	0	0	.000	0	0	0-0	L1	0-0	0-1	0-0	0	1	.000
Arizona State	0	0	.000	0	0	.000	0	0	0-0	L1	0-0	0-1	0-0	0	1	.000
California	0	0	.000	0	0	.000	0	0	0-0	W2	2-0	0-0	0-0	2	0	1.000
Oregon	0	0	.000	0	0	.000	0	0	0-0	L1	2-0	0-1	0-1	2	2	.500
Oregon State	0	0	.000	0	0	.000	0	0	0-0	—	—	—	—	0	0	.000
Stanford	0	0	.000	0	0	.000	0	0	0-0	L7	0-4	0-3	0-0	0	7	.000
UCLA	0	0	.000	0	0	.000	0	0	0-0	L3	0-0	0-1	0-2	0	3	.000
USC	0	0	.000	0	0	.000	0	0	0-0	L3	0-1	0-1	0-1	0	3	.000
Utah	0	0	.000	0	0	.000	0	0	0-0	L2	2-0	1-1	0-1	3	2	.600
Washington	0	0	.000	0	0	.000	0	0	0-0	L1	1-1	0-1	0-0	1	2	.333
Washington State	0	0	.000	0	0	.000	0	0	0-0	W1	0-0	0-0	1-0	1	0	1.000
Totals	0	0	.000	0	0	.000	0	0	—	—	7-6	1-10	1-5	9	21	.240

Big 12 Conference

Team	Matches			Games			Score	Opp	Last 10	Streak	Home	Away	Neutral	Conf. Only		
	W	L	Pct	W	L	Pct.								W	L	Pct.
Baylor	21	10	.677	68	45	.602	2329	2221	2-8	L8	10-4	10-4	1-0	20	8	.714
Iowa State	39	17	.696	126	68	.649	3372	2981	1-9	L5	19-5	15-9	5-1	34	12	.739
Kansas	35	15	.700	117	57	.672	3489	2922	4-6	L1	20-3	14-10	1-0	34	12	.739
Kansas State	26	23	.530	95	83	.534	3114	3100	3-7	L1	14-9	12-11	0-1	26	20	.565
Missouri	31	18	.633	105	64	.621	3124	2962	1-9	L9	17-6	14-9	0-1	31	15	.674
Nebraska	7	48	.127	32	150	.176	2482	3448	2-8	L4	4-19	1-24	2-3	5	41	.109
Oklahoma	35	19	.648	123	73	.628	3402	3105	1-9	L4	18-5	15-9	2-3	33	13	.717
Texas	8	26	.235	45	84	.349	2297	2631	0-10	L14	4-11	4-12	0-1	8	20	.286
Texas A&M	9	22	.290	40	75	.348	2391	2673	3-5	L5	6-9	3-11	0-0	9	19	.321
Texas Tech	25	5	.833	82	36	.695	2630	2299	8-2	L1	11-3	12-2	0-0	23	5	.821
Totals	236	203	.538	833	735	.531	28630	28342	—	—	123-74	100-101	11-10	223	165	.575

America East

Maine	2-0	8/31/03	W 3-0
TOTALS	2-0	1.000	

Atlantic Coast Conference

Clemson	1-0	8/31/01	W 3-1
Duke	1-1	8/28/10	L 2-3
Florida State	1-0	9/22/90	W 3-1
Georgia Tech	1-1	12/1/00	W 3-1
Maryland	3-0	9/19/98	W 3-0
North Carolina	3-1	9/13/08	L 1-3
Virginia Tech	1-0	9/19/92	W 3-0
TOTALS	11-3	.786	

Atlantic 10 Conference

George Washington	1-0	9/18/87	W 3-2
Rhode Island	2-1	8/30/03	W 3-0
Saint Louis	1-0	9/6/02	W 3-0
TOTALS	4-1	.800	

Big East Conference

Cincinnati	1-0	9/7/06	W 3-0
DePaul	2-0	9/18/92	W 3-0
Georgetown	3-0	09/05/09	W 3-1
Louisville	1-0	9/11/87	W 3-1
Marquette	1-0	9/10/05	W 3-2
Notre Dame	4-3	9/7/02	W 3-0
Pittsburgh	1-0	9/9/04	W 3-0
South Florida	1-0	9/23/89	W 3-0
Villanova	2-0	9/14/03	W 3-0
TOTALS	14-3	.826	

Big Sky Conference

+Idaho State	0-1	9/3/90	L 1-3
Montana	2-0	9/4/10	W 3-2
Montana State	1-2	9/2/91	W 3-0
Northern Arizona	1-0	9/2/88	W 3-1
Weber State	1-0	9/4/90	W 3-0
TOTALS	5-3	.625	

Big South Conference

Winthrop	1-0	9/7/07	W 3-0
TOTALS	1-0	1.000	

Big Ten Conference

Illinois	2-2	12/5/98	L 0-3
Indiana	2-1	9/17/93	W 3-0
Iowa	1-0	9/14/91	W 3-0
Michigan	1-1	12/5/03	L 0-3
Michigan State	2-0	9/16/94	W 3-1
Minnesota	2-2	9/9/95	W 3-0
Northwestern	1-0	9/6/91	W 3-0
Ohio State	1-3	8/31/02	L 2-3
Penn State	1-5	8/29/03	L 1-3
Purdue	1-0	9/9/89	W 3-2
Wisconsin	1-2	9/8/00	L 0-3
TOTALS	15-16	.484	

HISTORY



ALL-TIME STANDINGS

Big West Conference

Cal State-Fullerton	0-1	9/4/10	L 0-3
Cal State-Northridge	1-0	9/3/04	W 3-0
Long Beach State	0-3	9/18/99	L 1-3
UC-Irvine	0-1	11/14/87	L 0-3
UC-Santa Barbara	1-1	9/19/97	L 1-3
Cal Poly	1-0	9/12/09	W 3-0
TOTALS	3-6	.333	

Colonial Athletic Association

Georgia State	1-0	9/3/10	W 3-1
Hofstra	1-0	11/29/90	W 3-0
UNC-Wilmington	1-0	8/31/07	W 3-0
TOTALS	3-0	1.000	

Conference USA

Central Florida	3-0	9/1/07	W 3-0
Houston	4-2	9/7/94	W 3-0
Memphis	2-0	9/22/89	W 3-0
Southern Miss	1-0	9/9/06	W 3-0
Tulane	0-1	8/24/07	L 2-3
Tulsa	0-1	10/24/86	L 0-3
UTEP	1-0	9/24/88	W 3-0
TOTALS	11-4	.733	

Horizon League

Butler	2-0	9/3/94	W 3-0
TOTALS	2-0	1.000	

Ivy League

Yale	0-1	9/5/09	L 0-3
------	-----	--------	-------

Metro Atlantic Athletic Conference

St. Peter's	1-0	8/27/05	W 3-0
Fairfield	1-0	9/4/09	W 3-0
TOTALS	1-0	1.000	

Mid-American Conference

Ball State	1-0	9/4/95	W 3-2
Bowling Green	2-0	9/13/02	W 3-0
Eastern Michigan	1-1	11/30/90	W 3-1
Miami (OH)	1-0	9/8/07	W 3-0
Northern Illinois	1-0	9/9/94	W 3-0
TOTALS	6-1	.857	

Mid-Continent Conference

UMKC	1-0	10/30/92	W 3-0
Oral Roberts	3-1	9/2/01	W 3-1
TOTALS	4-1	.800	

Missouri Valley Conference

Creighton	1-0	9/9/05	W 3-2
Illinois State	1-1	9/6/03	W 3-2
Northern Iowa	1-2	11/29/95	L 0-3
SW Missouri State	1-0	9/7/01	W 3-1
Wichita State	0-1	10/25/86	L 0-3
TOTALS	4-4	.500	

Mountain West Conference

Air Force	3-0	9/11/00	W 3-1
BYU	1-3	9/6/01	L 2-3
Colorado State	11-22	8/31/10	L 0-3
New Mexico	1-3	9/10/99	W 3-0
San Diego State	1-0	9/1/89	W 3-2
Utah	3-2	9/8/01	L 2-3
Wyoming	14-6	9/14/99	W 3-0
TOTALS	34-36	.486	

Northeast Conference

Central Connecticut St.	1-0	9/8/06	W 3-0
TOTALS	1-0	1.000	

Ohio Valley Conference

SE Missouri State	1-0	8/29/03	W 3-0
Tennessee Tech	1-0	12/6/97	W 3-0
TOTALS	2-0	1.000	

Pacific 10 Conference

Arizona	0-1	9/14/90	L 0-3
Arizona State	0-1	9/15/90	L 0-3
California	2-0	9/2/07	W 3-0
Oregon	2-2	9/3/04	L 0-3
Stanford	0-7	9/8/05	L 0-3
UCLA	0-3	9/1/06	L 0-3
USC	0-3	9/7/97	L 2-3
Washington	1-2	12/1/06	L 1-3
Washington State	1-0	9/11/99	W 3-1
TOTALS	6-19	.240	

Patriot League

American	2-0	8/27/05	W 3-0
TOTALS	2-0	1.000	

Rocky Mountain Athletic Conf.

UCCS	2-0	10/29/86	W 3-2
Colorado Mines	1-0	10/11/86	W 3-2
Fort Lewis	0-1	10/9/86	L 1-3
Regis	1-0	10/3/87	W 3-1
Western State	2-0	10/9/86	W 3-2
TOTALS	6-1	.857	

Southeastern Conference

Florida	0-4	8/29/09	L 0-3
Georgia	3-2	9/5/98	W 3-0
Kentucky	2-1	9/2/95	W 3-0
Mississippi	1-0	9/16/88	W 3-0
Mississippi State	1-0	8/30/08	W 3-0
South Carolina	1-0	9/5/89	W 3-0
Tennessee	4-0	9/2/93	W 3-0
TOTALS	12-6	.667	

Southern Conference

Furman	1-1	8/27/10	W 3-0
TOTALS	1-1	.500	

Southland Conference

Texas-Arlington	2-0	9/13/02	W 3-1
Texas A&M-CC	1-0	9/6/08	W 3-0
TOTALS	3-0	1.000	

Sun Belt Conference

Arkansas-Little Rock	1-0	9/5/08	W 3-1
Denver	9-1	9/11/09	W 3-0
New Orleans	2-0	9/9/00	W 3-2
Troy	1-0	8/29/08	W 3-0
Western Kentucky	2-0	9/16/92	W 3-0
TOTALS	14-1	.933	

SWAC Conference

Arkansas-Pine Bluff	1-0	8/30/08	W 3-0
Texas Southern	1-0	9/6/08	W 3-0
TOTALS	2-0	1.000	

West Coast Conference

Gonzaga	2-0	9/17/95	W 3-1
Loyola Marymount	2-1	9/7/02	L 0-3
Pepperdine	2-0	9/13/91	W 3-2
Portland	0-1	8/30/91	L 2-3
St. Mary's	1-0	11/18/88	W 3-0
San Diego	2-1	9/11/09	L 0-3
San Francisco	1-1	9/11/88	W 3-0
Santa Clara	0-1	9/3/00	L 2-3
TOTALS	10-4	.714	

Western Athletic Conference

Hawai'i	0-5	9/2/06	L 0-3
Nevada	0-1	9/21/86	L 0-3
New Mexico State	2-0	11/30/06	W 3-0
San Jose State	1-1	12/4/98	W 3-0
Utah State	0-1	11/13/86	L 1-3
TOTALS	3-8	.272	

Division I Independent

Northern Colorado	1-1	09/01/09	L 0-3
TOTALS	1-0	1.000	

HISTORY



ALL-TIME SERIES RESULTS

Air Force (3-0)

Date	Loc. Res.	Score by Games
9/19/96	H W	15-4, 15-6, 15-9
9/7/99	H W	14-16, 15-12, 15-0, 15-2
9/11/00	A W	15-8, 15-11, 3-15, 16-14

American (2-0)

Date	Loc. Res.	Score by Games
11/30/01	N W	30-25, 30-22, 30-22
8/27/05	A W	30-22, 30-16, 30-26

Arizona (0-1)

Date	Loc. Res.	Score by Games
9/14/90	A L	9-15, 10-15, 13-15

Arizona State (0-1)

Date	Loc. Res.	Score by Games
9/15/90	A L	8-15, 13-15, 6-15

Arkansas-Little Rock (1-0)

Date	Loc. Res.	Score by Games
9/5/08	N W	15-25, 25-20, 25-23, 27-25

Arkansas-Pine Bluff (1-0)

Date	Loc. Res.	Score by Games
8/30/08	N W	25-13, 25-11, 25-9

Ball State (1-0)

Date	Loc. Res.	Score by Games
9/4/95	H W	15-12, 7-15, 2-15, 15-0, 24-22

Baylor (21-10)

Date	Loc. Res.	Score by Games
8/31/91	N W	15-3, 15-6, 15-9
10/26/96	A W	15-13, 15-9, 15-12
11/22/96	H W	15-9, 15-11, 15-2
11/11/97	H W	15-12, 15-5, 15-13
11/21/97	A W	15-12, 10-15, 15-6, 15-3
10/9/98	A W	15-9, 12-15, 15-6, 15-6
11/15/98	H W	15-6, 15-8, 15-5
9/25/99	H W	11-15, 6-15, 15-10, 15-12, 15-9
10/27/99	A L	8-15, 15-9, 8-15, 5-15
10/4/00	H L	11-15, 15-17, 7-15
11/11/00	A W	15-7, 8-15, 15-8, 15-10
9/22/01	A W	30-25, 27-30, 30-26, 31-29
10/31/01	H W	23-30, 27-30, 30-22, 30-26, 15-13
9/18/02	A W	27-30, 30-28, 30-18, 30-27
11/27/02	H W	30-22, 30-25, 30-26
10/11/03	A W	30-21, 30-25, 30-25
11/5/03	H W	30-22, 30-23, 30-15
9/25/04	H W	30-25, 30-22, 31-29
11/17/04	A W	30-25, 30-22, 30-25
10/5/05	H W	30-15, 24-30, 30-26, 30-32, 15-8
11/12/05	A W	30-25, 30-21, 30-27
10/18/06	A W	30-16, 34-36, 26-30, 30-27, 18-16
11/22/06	H W	30-28, 23-30, 28-30, 30-23, 15-12
9/19/07	H L	26-30, 32-30, 30-27, 26-30, 14-16
10/20/07	A L	22-30, 30-22, 30-24, 17-30, 9-15
10/1/08	A L	10-25, 14-25, 13-25
11/8/08	H L	21-25, 19-25, 23-25
10/3/09	H L	14-25, 19-25, 15-25
11/11/09	A L	14-25, 15-25, 14-25
10/9/10	H L	13-25, 21-25, 13-25
10/27/10	A L	14-25, 23-25, 15-25

Bowling Green (2-0)

Date	Loc. Res.	Score by Games
9/4/93	H W	15-6, 15-3, 15-4
9/13/02	H W	30-16, 30-29, 30-24

Brigham Young (1-3)

Date	Loc. Res.	Score by Games
9/1/90	A L	15-11, 9-15, 12-15, 16-18
9/2/94	H L	15-8, 13-15, 12-15, 9-15
9/8/95	A W	12-15, 15-6, 15-2, 15-10
9/6/01	A L	35-33, 25-30, 30-26, 27-30, 10-15

Butler (2-0)

Date	Loc. Res.	Score by Games
9/25/93	N W	15-7, 15-4, 15-7
9/3/94	H W	15-2, 15-7, 15-11

California (2-0)

Date	Loc. Res.	Score by Games
9/3/99	H W	15-7, 10-15, 10-15, 15-9, 15-6
9/2/07	H W	30-28, 30-25, 30-28

Cal-Irvine (0-1)

Date	Loc. Res.	Score by Games
11/14/87	A L	10-15, 14-16, 8-15

Cal-Santa Barbara (1-1)

Date	Loc. Res.	Score by Games
9/2/89	N W	15-8, 15-7, 15-9
9/19/97	N L	15-11, 13-15, 8-15, 6-15

Cal State Fullerton (0-1)

Date	Loc. Res.	Score by Games
9/4/10	A L	23-25, 22-25, 21-25

Cal State-Northridge (1-0)

Date	Loc. Res.	Score by Games
9/3/04	N W	30-26, 30-20, 30-11

Cal-Poly (1-0)

Date	Loc. Res.	Score by Games
9/12/09	H W	25-19, 28-26, 26-24

Central Connecticut State (1-0)

Date	Loc. Res.	Score by Games
9/8/06	H W	30-13, 30-14, 30-10

Central Florida (3-0)

Date	Loc. Res.	Score by Games
9/1/00	H W	15-12, 15-13, 15-13
9/5/03	N W	30-22, 30-26, 30-23
9/1/07	H W	30-26, 30-22, 30-23

Cincinnati (1-0)

Date	Loc. Res.	Score by Games
9/7/06	H W	30-24, 32-30, 30-20

Clemson (1-0)

Date	Loc. Res.	Score by Games
8/31/01	H W	29-31, 30-15, 30-17, 30-26

UC-Colorado Springs (2-0)

Date	Loc. Res.	Score by Games
10/1/86	A W	15-10, 15-10, 17-15
10/29/86	H W	6-15, 15-5, 14-16, 16-14, 16-14

Colorado Mines (1-0)

Date	Loc. Res.	Score by Games
10/11/86	H W	12-15, 15-7, 15-12, 14-16, 15-5

Colorado State (11-22)

Date	Loc. Res.	Score by Games
9/2/87	A L	5-15, 3-15, 3-15
11/3/87	H L	15-10, 4-15, 9-15, 8-15
9/7/88	A L	8-15, 20-18, 9-15, 10-15
11/2/88	H W	19-17, 9-15, 4-15, 15-12, 15-11
9/12/89	H L	15-7, 13-15, 8-15, 14-16
11/14/89	A L	9-15, 15-11, 3-15, 16-14, 12-15
9/11/90	A L	4-15, 5-15, 15-4, 13-15
10/17/90	H L	10-15, 4-15, 15-11, 15-8, 4-15
9/18/91	A W	7-15, 13-15, 15-8, 15-10, 15-7
11/5/91	H W	15-6, 15-12, 5-15, 15-5
10/20/92	H W	11-15, 15-12, 15-6, 15-11
11/10/92	A L	7-15, 12-15, 3-15
10/5/93	A W	16-15, 15-17, 15-12, 15-5
11/16/93	H W	15-4, 15-10, 15-13
10/19/94	H W	15-12, 15-6, 15-12
11/9/94	A W	15-4, 12-15, 15-3, 15-1

10/4/95	H L	15-11, 12-15, 9-15, 4-15
10/24/95	A W	12-15, 15-5, 15-5, 5-15, 16-14
9/17/96	H L	9-15, 10-15, 9-15
9/16/97	A L	8-15, 15-9, 4-15, 8-15
9/16/98	H W	15-11, 15-9, 15-3
9/1/99	A L	9-15, 3-15, 15-17
9/5/00	H L	7-15, 15-8, 5-15, 5-15
12/2/00	A L	11-15, 15-10, 15-10, 6-15, 10-15
10/15/01	A L	23-30, 23-30, 18-30
12/1/01	A L	30-28, 17-30, 21-30, 33-31, 14-16
9/10/02	H W	17-30, 30-23, 30-27, 30-26
9/9/03	A L	30-25, 20-30, 22-30, 20-30
9/7/04	H L	28-30, 25-30, 26-30
12/2/05	A L	30-26, 24-30, 19-30, 27-30
9/6/07	A L	28-30, 27-30, 28-30
9/10/08	H L	23-25, 23-25, 25-19, 16-25
8/31/10	A L	19-25, 22-25, 16-25

Creighton (1-0)

Date	Loc. Res.	Score by Games
9/9/05	H W	30-25, 35-33, 26-30, 30-20

Denver (9-1)

Date	Loc. Res.	Score by Games
9/16/86	A L	8-15, 15-13, 16-18, 4-15
11/5/86	H W	16-14, 15-1, 15-3
11/11/98	H W	15-9 15-3, 15-10
9/2/99	H W	15-6, 15-5, 15-6
9/19/00	A W	15-3, 15-9, 13-15, 15-7
10/5/01	H W	30-21, 30-16, 30-28
9/6/03	A W	30-23, 30-25, 30-25
9/1/04	H W	30-15, 28-30, 30-20, 30-21
8/25/06	H W	30-27, 30-23, 32-30
9/11/09	A W	26-24, 25-18, 25-20

DePaul (2-0)

Date	Loc. Res.	Score by Games
9/3/92	H W	15-8, 15-7, 15-1
9/18/92	N W	16-15, 15-9, 15-18

Duke (1-1)

Date	Loc. Res.	Score by Games
10/17/88	N W	15-4, 15-8, 15-8
8/28/10	H L	18-25, 28-26, 25-18, 16-25, 10-15

Eastern Michigan (1-1)

Date	Loc. Res.	Score by Games
9/10/88	N W	15-6, 15-4, 15-12
11/30/90	N L	7-15, 15-13, 11-15, 13-15

Fairfield (1-0)

Date	Loc. Res.	Score by Games
9/4/09	N W	29-27, 25-20, 25-19

Florida (0-4)

Date	Loc. Res.	Score by Games
11/25/05	N L	17-30, 19-30, 24-30
9/3/06	N L	19-30, 21-30, 29-31
9/3/08	H L	22-25, 20-25, 25-22, 18-25
8/29/09	A L	20-25, 22-25, 15-25

Florida State (1-0)

Date	Loc. Res.	Score by Games
9/22/90	H W	15-4, 15-5, 9-15, 15-5

Fort Lewis (0-1)

Date	Loc. Res.	Score by Games
10/9/86	A L	15-5, 8-15, 11-15, 3-15

Furman (1-1)

9/3/07	N L	30-14, 30-24, 25-30, 28-30, 12-15
8/27/10	H W	25-22, 25-22, 25-19

George Washington (1-0)

Date	Loc. Res.	Score by Games
9/18/87	N W	12-15, 9-15, 15-8, 15-4, 17-15

HISTORY

ALL-TIME SERIES RESULTS

Georgetown (2-0)

Date	Loc.	Res.	Score by Games
9/7/90	N	W	15-8, 13-15, 14-16, 15-3, 16-14
9/5/09	N	W	18-25, 25-17, 25-17, 26-24

Georgia (3-2)

Date	Loc.	Res.	Score by Games
9/9/88	N	W	15-11, 15-9, 11-15, 15-11
9/28/91	N	L	8-15, 7-15, 11-15
9/7/95	N	L	15-1, 11-15, 13-15, 15-10, 15-11
9/11/97	H	W	15-5, 10-15, 15-2, 15-11
9/5/98	N	W	15-12, 15-4, 15-1

Georgia State (1-0)

Date	Loc.	Res.	Score by Games
9/3/10	A	W	25-22, 23-25, 25-17, 25-22

Georgia Tech (1-1)

Date	Loc.	Res.	Score by Games
9/3/95	H	L	6-15, 15-6, 15-13, 14-16, 19-21
12/1/00	N	W	11-15, 15-5, 16-14, 15-10

Gonzaga (2-0)

Date	Loc.	Res.	Score by Games
9/21/91	N	W	15-7, 15-11, 11-15, 15-6
9/17/95	H	W	15-2, 15-6, 7-15, 15-3

Hawai'i (0-5)

Date	Loc.	Res.	Score by Games
12/8/96	A	L	12-15, 11-15, 12-15
9/17/99	A	L	9-15, 0-15, 5-15
9/1/02	A	L	18-30, 21-30, 22-30
12/2/04	N	L	30-24, 22-30, 20-30, 24-30
9/2/06	A	L	30-32, 23-30, 20-30

Hofstra (1-0)

Date	Loc.	Res.	Score by Games
11/29/90	N	W	15-11, 15-8, 15-7

Houston (4-2)

Date	Loc.	Res.	Score by Games
9/24/88	N	L	11-15, 6-15, 10-15
11/30/90	N	L	10-15, 9-15, 15-12, 5-15
9/7/91	H	W	13-15, 15-5, 15-3, 15-7
11/2/91	N	W	11-15, 15-0, 15-13, 15-13
9/25/93	N	W	15-10, 16-14, 15-13
9/10/94	N	W	17-15, 15-8, 15-12

Idaho State (0-1)

Date	Loc.	Res.	Score by Games
9/3/90	H	L	15-17, 15-8, 10-15, 9-15

Illinois (2-2)

Date	Loc.	Res.	Score by Games
9/12/92	A	L	6-15, 11-15, 15-6, 9-15
9/11/93	N	W	15-13, 9-15, 14-16, 15-6, 15-9
12/5/93	N	W	15-7, 15-5, 15-10
12/5/98	A	L	12-15, 11-15, 14-16

Illinois State (1-1)

Date	Loc.	Res.	Score by Games
9/25/87	H	L	12-15, 10-15, 7-15
9/6/03	N	W	29-31, 30-16, 27-30, 30-19, 15-7

Indiana (2-1)

Date	Loc.	Res.	Score by Games
9/10/88	A	L	12-15, 14-16, 12-15
9/16/89	H	W	15-3, 11-15, 15-11, 15-13
9/17/93	H	W	15-6, 15-8, 15-6

Iowa (1-0)

Date	Loc.	Res.	Score by Games
9/14/91	N	W	15-9, 15-9, 15-3

Iowa State (39-17)

Date	Loc.	Res.	Score by Games
9/4/86	H	L	1-15, 5-15, 7-15
10/17/86	A	L	2-15, 6-15, 1-15
10/24/87	H	L	7-15, 13-15, 14-16
10/31/87	A	L	0-15, 13-15, 14-16
11/20/87	N	W	5-15, 12-15, 15-12, 15-9, 16-14
10/1/88	A	W	15-5, 15-7, 15-13
11/12/88	H	W	15-9, 15-13, 15-11
10/6/89	H	W	15-2, 15-6, 15-11
10/28/89	A	W	15-8, 15-4, 10-15, 15-6
9/29/90	H	W	15-7, 15-8, 15-11
10/26/90	A	L	10-15, 11-15, 12-15
11/23/90	N	W	15-13, 15-10, 15-13
10/10/91	A	W	15-2, 15-10, 15-6
10/25/91	H	W	16-14, 15-4, 15-8
10/7/92	A	W	4-15, 10-15, 15-5, 15-0, 16-14
11/7/92	H	W	15-2, 15-8, 15-3
11/27/92	N	W	15-9, 15-6, 15-13
10/16/93	H	W	15-5, 15-11, 15-8
11/13/93	A	W	15-7, 15-3, 15-13
11/26/93	N	W	7-15, 15-8, 15-10, 15-7
10/8/94	H	W	15-3, 15-8, 15-8
11/5/94	A	W	15-7, 16-18, 15-10, 15-8
11/25/94	N	W	14-16, 16-14, 11-15, 15-11, 16-14
10/14/95	A	L	14-16, 15-6, 15-3, 13-15, 10-15
11/11/95	H	W	6-15, 15-13, 13-15, 15-11, 17-15
11/24/95	N	L	17-15, 9-15, 15-17, 11-15
10/5/96	A	W	15-9, 15-8, 15-10
11/8/96	H	W	15-9, 15-9, 15-1
10/4/97	H	W	15-8, 15-4, 15-9
11/7/97	A	W	15-7, 15-4, 15-9
9/27/98	H	W	15-8, 15-4, 15-3
10/30/98	A	W	15-2, 15-7, 15-2
10/1/99	H	W	15-13, 15-10, 15-10
11/5/99	A	W	15-8, 15-9, 15-13
9/30/00	A	W	15-11, 15-7, 15-4
11/8/00	H	W	15-8, 15-6, 15-9
10/13/01	H	W	30-12, 30-11, 30-25
10/27/01	A	W	30-20, 30-22, 30-23
10/23/02	A	W	28-30, 30-21, 31-29, 30-20
11/9/02	H	W	30-21, 30-20, 30-19
9/27/03	H	W	30-22, 30-21, 32-34, 30-19
10/29/03	A	W	29-31, 30-18, 18-30, 30-27, 15-10
10/5/04	A	W	30-28, 30-25, 30-20
11/24/04	H	W	30-16, 30-26, 30-16
9/28/05	A	L	26-30, 28-30, 21-30
10/26/05	H	W	30-27, 30-21, 31-29
10/11/06	H	L	20-30, 25-30, 27-30
11/25/06	A	L	27-30, 30-24, 28-30, 31-29, 9-15
10/17/07	H	L	30-25, 24-30, 30-25, 19-30, 13-15
10/31/07	A	L	23-30, 17-30, 20-30
10/18/08	H	W	22-25, 26-24, 21-25, 28-26, 15-12
11/19/08	A	L	25-21, 19-25, 30-32, 15-25
9/16/09	A	L	18-25, 14-25, 13-25
10/31/09	H	L	21-25, 14-25, 16-25
10/20/10	H	L	25-22, 17-25, 22-25, 10-25
11/16/10	A	L	13-25, 9-25, 22-25

Kansas (35-15)

Date	Loc.	Res.	Score by Games
10/23/86	A	L	3-15, 5-15, 5-15
10/17/87	A	L	15-9, 7-15, 2-15, 7-15
11/7/87	H	W	15-8, 13-15, 15-3, 15-11
10/21/88	A	W	16-14, 15-8, 17-15
11/5/88	H	W	15-3, 15-3, 15-4
10/7/89	H	W	13-15, 15-0, 15-8, 15-4
11/4/89	A	W	15-9, 15-4, 15-12
10/20/90	A	W	15-9, 16-14, 15-13
11/17/90	H	W	16-14, 15-4, 15-7
10/18/91	A	W	15-13, 6-15, 15-11, 17-15
11/15/91	H	W	15-5, 15-11, 10-15, 15-8
11/29/91	N	W	15-7, 15-3, 15-8
9/25/92	H	W	15-7, 15-6, 15-5
10/31/92	A	W	15-12, 15-5, 10-15, 15-5
10/22/93	A	W	15-2, 15-6, 15-13
11/6/93	H	W	15-10, 10-15, 15-9, 15-6
10/15/94	H	W	15-3, 15-1, 15-0
11/12/94	A	W	15-4, 15-2, 15-6
10/7/95	A	W	15-12, 16-14, 10-15, 15-11
11/4/95	H	W	15-7, 15-7, 15-8
9/28/96	H	W	15-13, 15-13, 15-2
11/15/96	A	W	15-7, 15-11, 15-5
9/27/97	A	W	15-7, 15-7, 15-10
11/14/97	H	W	15-10, 15-2, 15-9
10/3/98	A	W	15-11, 15-6, 15-5
10/23/98	H	W	15-2, 15-10, 15-4
10/20/99	H	W	15-4, 15-6, 15-5
11/27/99	A	W	15-9, 15-11, 17-15
9/13/00	A	L	15-6, 6-15, 12-15, 15-4, 14-16
10/21/00	H	W	15-11, 15-12, 15-11
9/29/01	A	L	24-30, 27-30, 30-21, 26-30
11/24/01	H	W	30-25, 30-27, 30-23
9/25/02	H	L	30-19, 21-30, 31-29, 28-30, 13-15
11/30/02	A	L	30-22, 17-30, 22-30, 33-35
9/20/03	A	L	24-30, 28-30, 25-30
10/24/03	H	W	31-29, 26-30, 30-26, 20-30, 15-13
10/9/04	H	W	30-23, 30-22, 30-21
11/27/04	A	L	22-30, 31-29, 29-31, 19-30
10/1/05	H	L	32-30, 29-31, 30-17, 32-34, 6-15
11/2/05	A	W	26-30, 32-30, 30-27, 30-21
9/23/06	H	W	30-28, 22-30, 20-30, 30-19, 15-7
11/8/06	A	W	30-25, 30-28, 32-30
10/10/07	A	L	23-30, 26-30, 30-22, 27-30
11/10/07	H	L	30-16, 30-24, 24-30, 31-33, 11-15
9/17/08	H	W	25-18, 26-28, 15-25, 26-24, 15-12
11/5/08	A	L	13-25, 28-30, 17-25
9/30/09	A	L	23-25, 25-22, 19-25, 19-25
11/4/09	H	L	22-25, 23-30, 16-25
9/25/10	H	W	25-23, 25-23, 13-25, 22-25, 15-13
11/6/10	A	L	19-25, 22-25, 23-25

Kansas State (26-23)

Date	Loc.	Res.	Score by Games
10/25/86	N	L	5-15, 5-15, 1-15
10/10/87	H	L	6-15, 13-15, 10-15
10/16/87	A	L	9-15, 9-15, 15-11, 9-15
10/7/88	A	W	15-7, 15-13, 15-7
11/4/88	H	W	12-15, 15-4, 15-13, 15-8
10/13/89	A	W	15-4, 15-6, 15-9
11/10/89	H	W	15-3, 15-3, 15-7
10/19/90	A	W	15-4, 15-9, 15-2
11/16/90	H	W	15-12, 15-2, 17-15
10/19/91	A	W	15-11, 15-5, 15-2
11/22/91	H	W	15-11, 15-8, 15-5
10/17/92	H	W	15-5, 15-6, 15-13
11/21/92	A	W	15-5, 15-3, 10-15, 15-10
9/22/93	H	W	15-3, 15-9, 15-6
10/23/93	A	W	15-7, 15-2, 15-7
10/1/94	H	W	15-6, 15-9, 15-6
11/19/94	A	W	15-8, 15-10, 15-12
9/30/95	A	L	10-15, 11-15, 15-10, 4-15
11/18/95	H	W	15-12, 15-8, 15-6
9/27/96	H	L	10-15, 15-4, 15-10, 10-15, 9-15
11/16/96	A	W	16-14, 13-15, 15-3, 15-7
9/26/97	A	W	15-12, 8-15, 15-12, 15-12
11/15/97	H	W	15-9, 15-3, 16-14
11/7/98	H	L	11-15, 11-15, 16-14, 9-15
11/27/98	A	W	15-13, 9-15, 16-14, 15-8
10/6/99	H	L	9-15, 10-15, 15-13, 2-15
11/3/99	A	W	8-15, 5-15, 15-11, 15-12, 16-14
10/11/00	A	L	8-15, 12-15,



ALL-TIME SERIES RESULTS

Kansas State *continued*

9/20/08	A	L	15-25, 16-25, 19-25
11/12/08	H	L	25-23, 20-25, 18-25, 25-27
10/21/09	H	L	19-25, 25-19, 21-25, 17-25
11/21/09	A	L	21-25, 15-25, 16-25
9/22/10	H	W	25-22, 21-25, 14-25, 25-21, 15-10
11/27/10	A	L	22-25, 25-20, 22-25, 25-23, 7-15

Kentucky (2-1)

Date	Loc. Res.	Score by Games	
10/5/90	N	W	15-6, 15-2, 13-15, 8-15, 15-7
9/24/93	A	L	12-15, 8-15, 6-15
9/2/95	H	W	15-10, 15-5, 15-7

Long Beach State (0-3)

Date	Loc. Res.	Score by Games	
11/13/87	A	L	11-15, 6-15, 6-15
9/10/93	N	L	15-10, 8-15, 7-15, 6-15
9/18/99	N	L	15-11, 12-15, 8-15, 11-15

Louisville (1-0)

Date	Loc. Res.	Score by Games	
9/11/87	H	W	15-3, 15-7, 13-15, 15-13

Loyola Marymount (2-1)

Date	Loc. Res.	Score by Games	
9/21/90	H	W	15-4, 15-10, 15-8
9/1/01	H	W	30-20, 30-22, 30-28
9/7/02	A	L	22-30, 27-30, 18-30

Maine (2-0)

Date	Loc. Res.	Score by Games	
9/14/02	H	W	30-15, 30-15, 30-17
8/31/03	A	W	30-22, 30-24, 30-28

Marquette (1-0)

Date	Loc. Res.	Score by Games	
9/10/05	H	W	24-30, 23-30, 30-18, 30-28, 15-11

Maryland (3-0)

Date	Loc. Res.	Score by Games	
9/8/90	N	W	15-7, 15-9, 15-5
9/28/91	N	W	15-8, 15-11, 15-13
9/19/98	H	W	15-12, 15-4, 15-10

Memphis (2-0)

Date	Loc. Res.	Score by Games	
9/17/88	H	W	15-12, 15-10, 15-2
9/22/89	N	W	15-8, 15-7, 15-13

Miami (Ohio) (1-0)

9/8/07	N	W	30-21, 30-26, 30-14
--------	---	---	---------------------

Michigan (1-1)

Date	Loc. Res.	Score by Games	
9/18/93	H	W	15-11, 15-17, 15-13, 15-9
12/5/03	N	L	22-30, 22-30, 11-30

Michigan State (2-0)

Date	Loc. Res.	Score by Games	
9/11/87	H	W	15-7, 15-10, 15-9
9/16/94	H	W	16-14, 15-3, 14-16, 15-3

Minnesota (2-2)

Date	Loc. Res.	Score by Games	
9/19/87	N	L	1-15, 14-16, 9-15
12/2/89	N	L	12-15, 15-13, 6-15, 9-15
9/3/93	H	W	15-9, 5-15, 15-3, 15-7
9/9/95	N	W	15-5, 15-12, 15-10

Mississippi (1-0)

Date	Loc. Res.	Score by Games	
9/16/88	H	W	15-6, 15-6, 15-10

Mississippi State (1-0)

Date	Loc. Res.	Score by Games	
8/30/08	A	W	25-19, 25-21, 25-21

Missouri (31-18)

Date	Loc. Res.	Score by Games	
10/19/86	N	L	12-15, 5-15, 10-15
10/30/87	A	W	15-11, 15-10, 15-8
11/6/87	H	W	15-4, 15-6, 15-11
10/15/88	H	W	15-10, 15-9, 15-4
10/22/88	A	W	11-15, 15-4, 10-15, 15-13, 15-10
10/21/89	H	W	15-8, 15-2, 15-3
11/3/89	A	W	15-4, 15-11, 18-16
10/12/90	H	W	15-5, 15-13, 15-10
11/10/90	A	W	7-15, 15-3, 15-6, 15-6
10/3/91	H	W	15-3, 15-4, 15-6
10/12/91	A	W	15-12, 15-10, 11-15, 15-1
9/26/92	H	W	15-10, 15-5, 15-10
10/3/92	A	W	15-7, 15-6, 16-14
10/2/93	H	W	15-7, 15-10, 15-5
11/20/93	A	W	16-14, 15-10, 15-12
10/5/94	A	W	15-7, 15-13, 16-14
10/21/94	H	W	15-2, 15-3, 15-1
10/27/95	H	W	15-3, 15-6, 15-11
11/8/95	A	W	15-11, 13-15, 15-10, 15-13
10/4/96	A	W	15-5, 15-4, 15-3
11/9/96	H	W	15-9, 15-8, 15-8
10/3/97	H	W	15-3, 15-13, 15-11
11/8/97	A	W	15-11, 15-9, 15-5
9/25/98	H	W	15-6, 11-15, 15-7, 15-4
10/31/98	A	W	3-15, 15-6, 15-11, 16-14
10/16/99	H	W	15-5, 15-8, 15-8
11/17/99	A	W	15-7, 15-11, 15-13
10/18/00	A	L	12-15, 9-15, 10-15
11/25/00	H	W	15-9, 16-14, 15-13
10/17/01	A	L	26-30, 30-18, 23-30, 22-30
11/7/01	H	W	30-27, 30-24, 30-26
9/28/02	H	L	30-25, 27-30, 17-30, 17-30, 11-15
11/13/02	A	L	30-26, 18-30, 23-30, 16-30
10/22/03	A	L	29-31, 27-30, 25-30
11/22/03	H	W	30-22, 21-30, 30-21, 17-30, 16-14
10/2/04	H	L	26-30, 24-30, 31-33
10/23/04	A	L	21-30, 24-30, 24-30
9/21/05	H	L	25-30, 24-30, 11-30
10/29/05	A	W	20-30, 30-28, 23-30, 30-27, 15-12
9/13/06	H	W	30-24, 27-30, 30-24, 23-30, 15-9
11/4/06	A	L	23-30, 17-30, 30-28, 28-30
10/3/07	H	L	20-30, 19-30, 30-26, 30-28, 9-15
11/24/07	A	L	20-30, 23-30, 22-30
10/22/08	A	L	18-25, 23-25, 17-25
11/15/08	H	L	23-25, 22-25, 25-20, 20-25
10/7/09	A	L	15-25, 14-25, 27-25, 18-25
11/14/09	H	L	27-29, 23-25, 25-19, 19-25
10/2/10	A	L	20-25, 22-25, 19-25
11/3/10	H	L	23-25, 25-15, 19-25, 19-25

Missouri-Kansas City (1-0)

Date	Loc. Res.	Score by Games	
10/30/92	A	W	15-9, 15-3, 15-6

Missouri State (1-0)

Date	Loc. Res.	Score by Games	
9/7/01	N	W	30-23, 21-30, 30-24, 30-26

Montana (2-0)

Date	Loc. Res.	Score by Games	
8/30/91	N	W	15-10, 17-15, 15-12
9/4/10	A	W	21-25, 29-27, 25-14, 19-25, 18-16

Montana State (1-2)

Date	Loc. Res.	Score by Games	
9/10/86	H	L	5-15, 4-15, 10-15
9/13/86	N	L	10-15, 9-15, 6-15
9/2/91	H	W	15-6, 15-9, 15-5

Nebraska (7-48)

Date	Loc. Res.	Score by Games	
10/2/87	H	L	4-15, 5-15, 11-15
10/29/87	A	L	6-15, 3-15, 5-15
10/8/88	A	L	11-15, 9-15, 15-13, 7-15
11/10/88	H	L	8-15, 1-15, 14-16
11/26/88	N	L	15-13, 10-15, 5-15, 7-15

9/30/89	H	L	13-15, 4-15, 10-15
10/14/89	A	L	7-15, 15-10, 6-15, 15-17
10/27/90	A	L	5-15, 4-15, 11-15
11/13/90	H	L	15-5, 15-11, 3-15, 7-15, 5-15
11/24/90	N	L	5-15, 13-15, 9-15
9/27/91	A	L	10-15, 13-15, 7-15
10/26/91	H	L	14-16, 12-15, 9-15
10/24/92	A	L	5-15, 9-15, 12-15
11/4/92	H	L	5-15, 10-15, 15-9, 15-8, 14-16
11/28/92	N	W	16-14, 15-11, 9-15, 15-8
12/3/92	A	L	11-15, 8-15, 15-8, 17-19
10/13/93	H	W	15-13, 9-15, 15-12, 5-15, 15-9
10/30/93	A	L	8-15, 8-15, 8-15
11/27/93	N	W	7-15, 15-10, 9-15, 15-13, 15-11
10/29/94	A	L	3-15, 12-15, 5-15
11/16/94	H	L	13-15, 5-15, 2-15
11/26/94	N	L	6-15, 15-13, 5-15, 8-15
12/9/94	A	L	11-15, 7-15, 5-15
9/27/95	H	L	6-15, 5-15, 12-15
10/21/95	A	L	4-15, 3-15, 2-15
10/9/96	H	L	14-16, 10-15, 11-15
10/30/96	A	L	4-15, 5-15, 11-15
10/8/97	A	W	11-15, 15-9, 15-7, 6-15, 15-8
10/28/97	H	W	15-4, 15-13, 15-12
11/4/98	A	L	7-15, 5-15, 3-15
11/25/98	H	L	10-15, 12-15, 12-15
10/9/99	A	L	4-15, 5-15, 15-7, 7-15
11/10/99	H	L	10-15, 15-9, 5-15, 11-15
9/27/00	H	L	5-15, 6-15, 9-15
11/4/00	A	L	12-15, 3-15, 13-15
9/19/01	H	L	27-30, 16-30, 23-30
11/21/01	A	L	23-30, 17-30, 24-30
10/2/02	A	L	23-30, 24-30, 16-30
10/30/02	H	L	23-30, 20-30, 26-30
10/1/03	A	L	22-30, 24-30, 16-30
11/26/03	H	L	31-33, 30-15, 18-30, 26-30
9/22/04	H	L	25-30, 25-30, 23-30
10/27/04	A	L	29-31, 12-30, 23-30
9/17/05	H	L	22-30, 20-30, 23-30
11/23/05	A	L	19-30, 26-30, 19-30
10/14/06	A	L	27-30, 18-30, 21-30
11/11/06	H	W	19-30, 30-28, 15-30, 30-27, 15-12
10/6/07	H	L	25-30, 18-30, 20-30
11/7/07	A	L	17-30, 22-30, 20-30
10/4/08	A	L	19-25, 15-25, 24-26
10/29/08	H	W	25-19, 27-25, 18-25, 25-16
9/19/09	H	L	15-25, 22-25, 13-25
11/28/09	A	L	16-25, 11-25, 11-25
9/18/10	A	L	13-25, 7-25, 17-25
11/13/10	H	L	21-25, 20-25, 17-25

Nevada-Reno (0-1)

Date	Loc. Res.	Score by Games	
9/21/86	H	L	4-15, 6-15, 3-15

New Mexico (1-3)

Date	Loc. Res.	Score by Games	
9/12/86	A	L	2-15, 3-15, 4-15
9/17/88	H	L	15-6, 2-15, 15-11, 0-15, 7-15
9/23/88	A	L	15-9, 7-15, 4-15, 10-15
9/10/99	A	W	15-7, 15-7, 15-1

New Mexico State (2-0)

Date	Loc. Res.	Score by Games	
9/18/98	H	W	15-4, 15-8, 15-10
11/30/06	H	W	30-24, 30-20, 34-32

New Orleans (2-0)

Date	Loc. Res.	Score by Games	
9/7/94	H	W	15-3, 15-8, 15-8
9/9/00	A	W	15-6, 14-16, 6-15, 15-8, 15-13

North Carolina (3-1)

Date	Loc. Res.	Score by Games	
9/30/94	H	W	15-12, 15-5, 15-5
9/7/96	A	W	15-7, 7-15, 15-6, 7-15, 15-12
9/11/04	H	W	30-22, 30-32, 30-23, 30-22
9/13/08	H	L	17-25, 25-23, 21-25, 25-27

HISTORY



ALL-TIME SERIES RESULTS

Northern Arizona (1-0)

Date	Loc. Res.	Score by Games
9/2/88	H W	15-10, 15-10, 12-15, 15-11

Northern Colorado (1-1)

Date	Loc. Res.	Score by Games
11/26/05	N W	30-20, 30-24, 30-22
9/1/09	A L	20-25, 17-25, 16-25

Northern Illinois (1-0)

Date	Loc. Res.	Score by Games
9/9/94	N W	15-3, 15-9, 15-4

Northern Iowa (1-2)

Date	Loc. Res.	Score by Games
9/12/87	H L	1-15, 10-15, 4-15
12/4/94	H W	14-16, 15-13, 15-9, 15-12
11/29/95	A L	7-15, 12-15, 19-21

Northwestern (1-0)

Date	Loc. Res.	Score by Games
9/6/91	H W	15-12, 15-10, 15-8

Notre Dame (4-3)

Date	Loc. Res.	Score by Games
11/9/90	A W	15-13, 15-3, 15-12
9/15/94	H L	4-15, 15-3, 13-15, 12-15
9/23/95	A L	13-15, 1-15, 14-16
9/24/95	A L	0-15, 9-15, 4-15
9/13/97	H W	15-7, 15-9, 15-4
9/6/98	A W	15-6, 15-13, 15-6
9/7/02	N W	30-25, 30-24, 30-26

Ohio State (1-3)

Date	Loc. Res.	Score by Games
9/11/92	N L	15-13, 11-15, 6-15, 15-10, 13-15
9/11/94	A L	2-15, 12-15, 12-15
9/1/95	H W	9-15, 15-4, 15-7, 15-7
8/31/02	N L	30-32, 21-30, 30-26, 30-21, 11-15

Oklahoma (35-19)

Date	Loc. Res.	Score by Games
11/8/86	A L	5-15, 13-15, 6-15
11/21/86	N L	10-15, 0-15, 5-15
9/17/87	H L	3-15, 7-15, 15-11, 16-14, 10-15
10/15/87	A L	0-15, 1-15, 16-14, 7-15
11/21/87	N L	1-15, 3-15, 3-15
9/29/88	A L	14-16, 15-8, 15-10, 12-15, 12-15
10/13/88	H L	8-15, 16-14, 6-15, 10-15
11/25/88	N W	15-12, 15-5, 15-11
10/26/89	A W	15-4, 12-15, 17-15, 15-6
11/11/89	H W	15-11, 15-10, 15-7
11/18/89	N W	20-18, 15-10, 13-15, 15-7
11/24/89	N L	12-15, 15-13, 6-15, 9-15
10/13/90	H W	12-15, 15-13, 15-6, 15-8
11/3/90	A W	13-15, 15-5, 15-10, 15-0
10/5/91	H W	15-10, 15-13, 15-6
11/9/91	A W	14-16, 11-15, 15-7, 15-9, 15-12
10/14/92	A W	16-14, 15-9, 15-11
11/18/92	H W	15-8, 15-3, 15-7
10/26/93	H W	15-13, 16-14, 15-13
11/3/93	A W	12-15, 15-8, 7-15, 15-3, 15-10
9/28/94	A W	15-11, 15-13, 17-15
11/2/94	H W	15-6, 15-11, 15-3
10/11/95	H W	13-15, 15-4, 15-6, 15-8
11/15/95	A W	12-15, 15-9, 15-7, 15-6
10/11/96	H W	13-15, 15-4, 15-6, 15-8
11/2/96	A L	10-15, 16-14, 15-12, 10-15, 11-15
10/11/97	A W	15-13, 14-16, 8-15, 15-9, 15-9
10/31/97	H W	16-14, 15-11, 15-12
10/2/98	A W	15-6, 15-9, 11-15, 15-3
10/24/98	H W	15-8, 15-9, 8-15, 15-4
9/22/99	A W	15-8, 15-3, 15-9
10/30/99	H W	15-6, 15-7, 9-15, 15-3
9/16/00	H W	15-8, 15-12, 15-5
10/25/00	A W	15-11, 15-9, 15-12
10/28/01	A W	30-21, 30-22, 30-23
11/17/01	H W	30-22, 30-25, 30-26

10/5/02	H W	30-16, 30-25, 28-30, 30-17
11/23/02	A W	30-27, 30-29, 30-25
10/15/03	H W	30-22, 30-24, 30-19
11/28/03	A W	30-28, 30-28, 30-22
10/16/04	A L	24-30, 30-16, 30-22, 20-30, 11-15
11/13/04	H W	30-24, 30-13, 30-24
9/24/05	A W	30-26, 24-30, 26-30, 30-27, 15-12
10/22/05	H W	30-24, 30-28, 30-25
9/30/06	H L	30-22, 18-30, 21-30, 30-23, 6-15
11/18/06	A L	22-30, 31-29, 32-30, 24-30, 9-15
9/26/07	A L	30-21, 30-16, 18-30, 27-30, 10-15
10/24/07	H L	27-30, 30-24, 29-31, 25-30
10/15/08	A L	15-25, 21-25, 15-25
11/26/08	H W	26-24, 25-22, 25-23
9/26/09	H L	17-25, 16-25, 14-25
10/28/09	A L	20-25, 12-25, 16-25
9/15/10	H L	15-25, 23-25, 21-25
11/10/10	A L	8-25, 16-25, 17-25

Oral Roberts (3-1)

Date	Loc. Res.	Score by Games
11/7/86	A L	11-15, 6-15, 9-15
12/4/96	H W	15-9, 13-15, 15-7, 15-12
12/7/97	H W	13-15, 15-10, 14-16, 6-15, 15-12
9/2/01	H W	30-20, 30-25, 25-30, 30-28

Oregon (2-2)

Date	Loc. Res.	Score by Games
8/31/91	N L	7-15, 11-15, 17-15, 10-15
9/4/92	H W	15-11, 15-8, 15-9
9/12/03	H W	30-22, 30-23, 30-23
9/3/04	A L	24-30, 28-30, 25-30

Pacific (0-1)

Date	Loc. Res.	Score by Games
10/8/93	N L	6-15, 15-17, 2-15

Penn State (1-5)

Date	Loc. Res.	Score by Games
9/9/89	N W	10-15, 15-13, 15-11, 8-15, 15-13
9/8/90	A L	7-15, 4-15, 7-15
10/6/90	N L	7-15, 15-13, 10-15, 8-15
12/7/91	A L	15-8, 15-10, 11-15, 6-15, 11-15
12/9/93	N L	15-9, 14-16, 18-16, 8-15, 7-15
8/29/03	N L	30-26, 22-30, 27-30, 25-30

Pepperdine (2-0)

Date	Loc. Res.	Score by Games
9/16/89	H W	6-15, 15-11, 15-11, 15-4
9/13/91	N W	6-15, 15-2, 15-11, 7-15, 15-10

Pittsburgh (1-0)

Date	Loc Res	Score by Game
9/9/04	H W	30-26, 30-25, 30-23

Portland (0-1)

Date	Loc. Res.	Score by Games
8/30/91	A L	15-13, 1-9, 9-15, 14-16, 8-15

Purdue (1-0)

Date	Loc. Res.	Score by Games
9/9/89	A W	15-11, 9-15, 15-13, 6-15, 15-7

Regis (1-0)

Date	Loc. Res.	Score by Games
10/3/87	A W	16-14, 8-15, 15-13, 15-8

Rhode Island (2-1)

Date	Loc. Res.	Score by Games
9/13/86	N L	2-15, 9-15, 9-15
9/5/92	H W	15-1, 15-9, 15-3
8/30/03	N W	30-15, 30-24, 32-30

St. Louis (1-0)

Date	Loc. Res.	Score by Games
9/6/02	N W	30-18, 30-26, 30-23

St. Mary's (Calif.) (1-0)

Date	Loc. Res.	Score by Games
11/18/88	A W	15-8, 15-3, 15-8

St. Peter's (1-0)

Date	Loc. Res.	Score by Games
8/27/05	N W	30-11, 30-20, 30-23

San Diego (2-1)

Date	Loc. Res.	Score by Games
11/12/87	A W	1-15, 15-6, 12-15, 15-12, 15-7
9/10/04	H W	25-30, 30-32, 30-28, 30-21, 15-10
9/11/09	H L	24-26, 21-25, 16-25

San Diego State (1-0)

Date	Loc. Res.	Score by Games
9/1/89	A W	8-15, 14-16, 15-7, 15-4, 15-8

San Jose State (1-1)

Date	Loc. Res.	Score by Games
9/8/89	N L	14-16, 11-15, 9-15
12/4/98	N W	15-12, 15-9, 15-9

San Francisco (1-1)

Date	Loc. Res.	Score by Games
11/19/88	A L	12-15, 13-15, 9-15
9/11/98	H W	15-1, 15-7, 15-8

Santa Clara (0-1)

Date	Loc. Res.	Score by Games
9/3/00	H L	15-13, 7-15, 15-12, 13-15, 4-15

South Carolina (1-0)

Date	Loc. Res.	Score by Games
9/15/89	H W	15-8, 15-10, 15-13

South Florida (1-0)

Date	Loc. Res.	Score by Games
9/23/89	N W	15-6, 15-7, 15-11

Southeast Missouri State (1-0)

Date	Loc. Res.	Score by Games
8/29/03	N W	31-29, 30-16, 30-21

Southern California (0-3)

Date	Loc. Res.	Score by Games
9/1/88	H L	13-15, 13-15, 5-15
11/14/92	N L	15-13, 6-15, 15-17, 13-15
9/7/97	A L	15-13, 12-15, 15-8, 5-15, 13-15

Southern Miss (1-0)

Date	Loc. Res.	Score by Games
9/9/06	H W	30-19, 30-17, 30-26

Stanford (0-7)

Date	Loc. Res.	Score by Games
9/6/87	H L	4-15, 5-15, 3-15
11/21/88	A L	12-15, 3-15, 9-15
9/6/91	H L	7-15, 8-15, 8-15
9/20/97	A L	10-15, 4-15, 4-15
12/12/97	A L	7-15, 3-15, 1-15
9/12/98	H L	10-15, 15-11, 8-15, 15-6, 5-15
9/8/05	H L	26-30, 28-30, 24-30

Tennessee (4-0)

Date	Loc. Res.	Score by Games
10/29/88	H W	15-7, 17-15, 12-15, 15-10
9/23/89	A W	15-8, 15-8, 15-3
11/29/90	A W	15-5, 15-10, 15-5
9/2/93	H W	15-6, 15-8, 15-5

Tennessee Tech (1-0)

Date	Loc. Res.	Score by Games
12/6/97	H W	15-4, 15-3, 15-7

HISTORY



ALL-TIME SERIES RESULTS

Texas (8-26)

Date	Loc.	Res.	Score by Games
9/3/89	H	L	15-7, 15-11, 5-15, 10-15, 9-15
11/17/89	H	L	11-15, 15-11, 3-15, 16-14, 12-15
11/1/91	A	L	15-10, 6-15, 15-12, 7-15, 12-15
10/9/93	N	L	16-14, 3-15, 13-15, 11-15
10/18/96	H	L	9-15, 8-15, 15-11, 15-8, 11-15
11/30/96	A	W	16-14, 7-15, 6-15, 15-12, 15-10
10/18/97	A	L	8-15, 6-15, 8-15
11/28/97	H	W	13-15, 15-8, 5-15, 15-13, 15-3
10/17/98	H	L	11-15, 10-15, 15-9, 15-8, 8-15
11/20/98	A	L	15-3, 14-16, 8-15, 5-15
10/13/99	H	L	14-16, 11-15, 1-15
11/20/99	A	L	15-9, 15-10, 9-15, 15-17, 13-15
10/18/00	H	W	15-12, 15-9, 15-9
11/22/00	A	W	15-5, 10-15, 15-13, 15-8
10/10/01	H	W	30-17, 32-30, 33-31
11/14/01	A	L	30-32, 24-30, 25-30
10/16/02	H	L	28-30, 28-30, 24-30
11/6/02	A	W	30-20, 20-30, 37-35, 30-20
10/4/03	H	W	32-30, 30-28, 30-26
11/19/03	A	W	32-30, 30-24, 32-30
9/18/04	A	L	30-26, 30-20, 22-30, 20-30, 18-20
11/3/04	H	L	19-30, 31-29, 17-30, 19-30
9/14/05	A	L	16-30, 30-27, 22-30, 19-30
11/9/05	H	L	27-30, 33-31, 23-30, 30-25, 15-17
9/20/06	A	L	17-30, 19-30, 26-30
10/28/06	H	L	21-30, 30-32, 22-30
9/28/07	A	L	19-30, 20-30, 27-30
10/27/07	H	L	27-30, 19-32, 28-30
10/11/08	H	L	19-25, 23-25, 25-21, 20-25
11/29/08	A	L	21-25, 13-25, 17-25
9/23/09	H	L	14-25, 18-25, 8-25
10/24/09	A	L	23-25, 12-25, 15-25
10/6/10	A	L	19-25, 15-25, 20-25
10/30/10	H	L	22-25, 19-25, 5-25

Texas-Arlington (2-0)

Date	Loc.	Res.	Score by Games
8/30/96	H	W	15-5, 15-11, 15-4
9/13/02	H	W	30-20, 30-28, 28-30, 30-16

Texas-El Paso (1-0)

Date	Loc.	Res.	Score by Games
9/24/88	N	W	15-3, 15-8, 15-4

Texas A&M (9-22)

Date	Loc.	Res.	Score by Games
9/18/94	H	L	14-16, 6-15, 15-4, 14-16
10/19/96	H	L	15-17, 8-15, 11-15
11/29/96	A	L	10-15, 12-15, 5-15
10/24/97	A	L	15-7, 6-15, 10-15, 13-15
11/22/97	H	L	8-15, 12-15, 15-2, 7-15
10/16/98	H	W	15-12, 3-15, 15-2, 15-9
11/21/98	A	L	11-15, 5-15, 15-5, 15-13, 10-15
10/23/99	A	L	14-16, 16-14, 11-15, 7-15
11/24/99	H	L	10-15, 11-15, 14-16
9/23/00	A	L	7-15, 13-15, 15-13, 9-15
11/1/00	H	W	15-13, 15-11, 15-12
10/3/01	A	W	23-30, 24-30, 30-28, 30-24, 15-10
10/24/01	H	L	19-30, 23-30, 24-30
9/21/02	H	W	23-30, 30-22, 30-28, 28-30, 15-11
11/2/02	A	L	24-30, 30-28, 25-30, 30-19, 5-15
9/24/03	A	L	30-24, 28-30, 28-30, 30-26, 13-15
11/12/03	H	W	30-25, 23-30, 31-29, 17-30, 15-12
10/20/04	H	L	30-25, 28-30, 26-30, 21-30
11/7/04	A	L	24-30, 23-30, 22-30
10/16/05	A	W	20-30, 25-30, 30-26, 30-28, 15-10
11/19/05	H	L	22-30, 30-28, 30-28, 23-30, 7-15
9/27/06	H	W	30-23, 30-28, 30-22
10/25/06	A	W	25-30, 30-20, 30-28, 22-30, 15-6
10/13/07	A	L	30-26, 22-30, 25-30, 17-30
11/21/07	H	L	30-28, 17-30, 25-30, 23-30
9/27/08	H	W	16-25, 23-25, 25-22, 25-20, 15-9
11/21/08	A	L	20-25, 11-25, 21-25
9/27/09	A	L	17-25, 11-25, 25-23, 17-25
11/21/09	H	L	21-25, 19-25, 15-25
9/29/10	H	L	22-25, 17-25, 25-18, 25-23, 6-15
10/23/10	A	L	15-25, 18-25, 12-25

Texas A&M-Corpus Christi (1-0)

Date	Loc.	Res.	Score by Games
9/6/08	A	W	25-11, 25-23, 25-11

Texas Southern (1-0)

Date	Loc.	Res.	Score by Games
9/6/08	N	W	25-12, 25-8, 25-9

Texas Tech (25-5)

Date	Loc.	Res.	Score by Games
10/25/96	A	W	7-15, 15-8, 16-14, 11-15, 15-8
11/23/96	H	W	15-11, 17-15, 15-9
10/24/97	H	L	15-7, 6-15, 10-15, 13-15
11/22/97	A	W	15-12, 15-3, 15-7
10/10/98	A	W	15-11, 12-15, 15-8, 15-2
11/13/98	H	W	15-11, 5-15, 15-4, 15-6
10/6/99	H	W	17-15, 15-9, 15-10
11/13/99	A	W	17-15, 14-16, 15-7, 12-15, 15-13
10/7/00	A	W	15-3, 9-15, 6-15, 19-17, 15-6
11/15/00	H	W	15-7, 10-15, 15-4, 12-15, 15-12
9/26/01	H	W	30-24, 30-17, 30-22
11/3/01	A	W	30-26, 24-30, 20-25, 30-28
10/19/02	A	W	31-35, 36-34, 31-29, 30-26
11/20/02	H	L	26-30, 24-30, 29-30
9/17/03	H	W	30-22, 28-30, 30-20, 30-22
11/8/03	A	W	30-17, 30-23, 30-25
9/29/04	A	W	30-16, 30-21, 24-30, 30-24
10/30/04	H	W	30-19, 32-30, 28-30, 30-28
10/8/05	A	L	28-30, 25-30, 30-19, 30-26, 14-16
11/5/05	H	W	30-25, 30-23, 30-19
9/16/06	A	W	30-27, 30-28, 30-22
10/21/06	H	W	30-21, 30-27, 33-31
9/12/07	A	L	19-30, 24-30, 30-24, 30-27, 12-15
11/3/07	H	W	32-34, 30-20, 30-15, 30-19
10/8/08	A	W	25-21, 25-16, 25-11
10/25/08	H	W	20-25, 22-25, 25-20, 25-23, 19-17
10/14/09	H	W	25-23, 21-25, 25-19, 25-17
11/7/09	A	W	25-21, 25-23, 25-18
10/13/10	A	W	24-26, 20-25, 25-15, 26-24, 28-26
11/20/10	H	L	25-21, 20-25, 25-18, 16-25, 12-15

Troy (1-0)

Date	Loc.	Res.	Score by Games
8/29/08	N	W	25-20, 25-19, 25-22

Tulane (0-1)

8/24/07	A	L	30-24, 30-27, 28-30, 20-30, 14-16
---------	---	---	-----------------------------------

Tulsa (0-1)

Date	Loc.	Res.	Score by Games
10/24/86	N	L	14-16, 15-17, 8-15

UCLA (0-3)

Date	Loc.	Res.	Score by Games
11/13/92	A	L	11-15, 6-15, 6-15
8/30/02	N	L	15-30, 28-30, 30-26, 27-30
9/1/06	N	L	25-30, 25-30, 25-30

UNC - Wilmington (1-0)

8/31/07	H	W	30-17, 30-18, 30-12
---------	---	---	---------------------

Utah (3-2)

Date	Loc.	Res.	Score by Games
10/28/88	H	W	15-7, 15-8, 15-8
9/13/96	H	W	15-7, 16-14, 15-13
8/30/97	A	W	15-11, 15-9, 15-9
12/2/99	N	L	10-15, 6-15, 7-15
9/8/01	A	L	30-22, 30-21, 27-30, 22-30, 10-15

Utah State (0-1)

Date	Loc.	Res.	Score by Games
11/13/86	H	L	9-15, 15-11, 7-15, 4-15

Valparaiso (1-0)

Date	Loc.	Res.	Score by Games
8/28/09	N	W	31-29, 25-23, 25-21

Villanova (2-0)

Date	Loc.	Res.	Score by Games
9/6/97	N	W	15-10, 13-15, 15-10, 15-3
9/14/03	H	W	30-20, 30-20, 30-25

Virginia Tech (1-0)

Date	Loc.	Res.	Score by Games
9/19/92	N	W	15-10, 15-9, 15-12

Washington (1-2)

Date	Loc.	Res.	Score by Games
9/14/91	A	L	1-15, 10-15, 15-9, 14-16
9/1/94	H	W	15-13, 7-15, 15-10, 16-14
12/1/06	H	L	15-30, 30-22, 26-30, 24-30

Washington State (1-0)

Date	Loc.	Res.	Score by Games
9/11/99	N	W	12-15, 15-9, 15-11, 15-10

Weber State (1-0)

Date	Loc.	Res.	Score by Games
9/4/90	H	W	15-6, 15-10, 15-6

Western Kentucky (2-0)

Date	Loc.	Res.	Score by Games
9/1/89	N	W	15-6, 15-7, 15-5
9/16/92	H	W	15-7, 15-1, 15-6

Western State (2-0)

Date	Loc.	Res.	Score by Games
10/4/86	A	W	15-9, 15-8, 8-15, 15-7
10/9/86	N	W	15-7, 15-12, 12-15, 8-15, 15-5

Wichita State (0-1)

Date	Loc.	Res.	Score by Games
10/25/86	A	L	6-15, 5-15, 12-15

Winthrop (1-0)

9/7/07	N	W	30-19, 30-28, 30-26
--------	---	---	---------------------

Wisconsin (1-2)

Date	Loc.	Res.	Score by Games
9/19/92	A	W	15-11, 15-5, 15-8
8/31/96	H	L	13-15, 8-15, 15-12, 11-15
9/8/00	N	L	11-15, 3-15, 7-15

Wyoming (14-6)

Date	Loc.	Res.	Score by Games
9/19/87	A	L	7-15, 10-15, 10-15
9/30/87	H	L	5-15, 12-15, 4-15
9/16/88	H	W	15-12, 15-6, 15-6
9/20/88	A	W	15-7, 15-7, 15-2
9/13/89	A	L	10-15, 8-15, 7-15
9/26/89	H	L	13-15, 14-16, 6-15
9/22/90	H	W	15-8, 15-9, 14-16, 15-17, 15-4
10/2/90	A	L	15-8, 17-15, 4-15, 9-15, 8-15
9/21/91	A	W	15-9, 6-15, 15-13, 15-6
11/26/91	H	W	15-2, 15-6, 15-6
9/7/92	A	W	15-7, 15-11, 12-15, 9-15, 15-10
9/29/92	H	L	15-7, 9-15, 15-4, 13-15, 16-14
9/14/93	A	W	15-11, 12-15, 15-10, 15-7
10/20/93	H	W	15-121, 15-11, 15-10
10/11/94	A	W	15-6, 15-7, 15-9
10/25/94	H	W	15-10, 15-9, 18-16
9/13/95	A	W	15-5, 15-4, 13-15, 15-3
10/18/95	H	W	15-7, 15-8, 15-8
9/11/96	H	W	15-5, 15-9, 15-13
9/14/99	H	W	15-8, 15-7, 9-15, 15-9

Yale (0-1)

Date	Loc.	Res.	Score by Games
9/5/09	N	L	22-25, 11-25, 9-25



ALL-TIME BUFFS: A-C



Meghan Barkman



Allison Barnes



Lara Bossow



Alexandra Butth



Shana Bowen

Jennifer Anderson • #6 • S • 5-9 • Crescent City, Calif. (Del Norte)

Overall	MP-MS	GP	Kills	Err	Att	Pct.	KPG	Ast	APG	Ace	Digs	DPG	BS	BA	TB	BPG	Pts.	P/M
1993 (Fr.)	14-0	21	1	0	5	.200	.05	20	.95	2	5	.24	0	0	0	.00	3.0	-9.0
1994 (So.)	24-7	54	15	8	39	.179	.28	414	7.67	18	58	1.07	2	12	14	.26	41.0	17.0
1995 (Jr.)	23-2	58	8	8	26	.000	.14	226	3.90	7	58	1.00	0	7	7	.12	18.5	-17.5
TOTALS	61-9	133	24	16	70	.114	.18	660	4.96	27	121	.91	2	19	21	.16	62.5	-9.5

Jessica Aschenbrenner • #13 • OH • 5-11 • Denver, Colo. (Cherry Creek)

Overall	MP-MS	GP	K	E	TA	Pct.	KPG	Ast	APG	SA	Dig	DPG	BS	BA	TB	BPG	Pts.	P/M
2010-FR.	5-2	10	1	3	16	-.125	0.10	1	0.10	0	10	1.00	0	1	1	0.10	1.5	-4.5

Meghan Barkman • #2 • MB • 6-3 • Glen Ellyn, Ill. (Glenbard South)

Overall	MP-MS	GP	Kills	Err	Att	Pct.	KPG	Ast	APG	Ace	Digs	DPG	BS	BA	TB	BPG	Pts.	P/M
1999 (Fr.)	30-27	102	257	80	584	.303	2.52	13	.13	9	186	.09	18	116	134	1.31	342.0	217.0
2000 (So.)	29-26	105	312	108	734	.278	2.97	22	.21	9	223	2.12	20	145	165	1.57	413.5	257.5
2001 (Jr.)	30-29	107	346	85	725	.360	3.23	22	.21	5	172	1.61	19	132	151	1.41	436.0	326.5
2002 (Sr.)	30-29	107	305	116	751	.252	2.85	24	.22	21	184	1.72	12	103	115	1.07	389.5	237.5
TOTALS	119-113	421	1220	389	2794	.300	2.98	81	.19	44	765	1.81	69	496	565	1.34	1580.5	1038.5

Allison Barnes • #5 • S • 6-0 • Arlington, Texas (James Martin)

Overall	MP-MS	GP	Kills	Err	Att	Pct.	KPG	Ast	APG	Ace	Digs	DPG	BS	BA	TB	BPG	Pts.	P/M
2001-Fr.	28-16	83	27	14	93	.140	0.32	117	1.39	8	171	2.04	0	11	11	0.13	40.5	5.5
2002-So.	30-9	111	20	6	38	.368	0.18	230	2.07	30	177	1.59	0	10	10	0.09	55.0	14.0
2003-Jr.	31-29	101	73	22	164	.311	0.72	1042	10.32	33	203	2.01	1	22	23	0.23	118.0	68.0
2004-Sr.	26-2	82	6	0	10	.600	0.07	118	1.44	7	137	1.67	0	1	1	0.01	13.5	-0.5
TOTALS	115-56	377	126	42	305	.275	0.33	1507	4.00	78	688	1.82	1	44	45	0.12	227	87.0

Brenda Bauernfeind • #16 • DS • 5-8 • Thornton, Colo. (Adams City/UCCS)

Overall	MP-MS	GP	Kills	Err	Att	Pct.	KPG	Ast	APG	Ace	Digs	DPG	BS	BA	TB	BPG	Pts.	P/M
1994 (Sr.)	2-0	4	0	0	0	.000	.00	0	.00	0	4	1.00	0	0	0	.00	0.0	0.0

Megan Beckwith • #3 • L/DS • 5-10 • Leesburg, Va. (Heritage)

Overall	MP-MS	GP	K	E	TA	Pct.	KPG	Ast	APG	SA	Dig	DPG	BS	BA	TB	BPG	Pts.	P/M
2010-FR.	26-0	96	1	3	15	-.133	0.01	48	0.50	10	401	4.18	0	0	0	0.00	11.0	-53

Richi Bigelow • #8 • OH • 5-11 • Littleton, Colo. (Dakota Ridge/Buffalo)

Overall	MP-MS	GP	K	E	TA	Pct.	KPG	Ast	APG	SA	Dig	DPG	BS	BA	TB	BPG	Pts.	P/M
2010-JR.	21-16	77	144	92	486	.107	1.87	4	0.05	7	130	1.69	1	9	10	0.13	156.5	34.5

Melissa Bollinger • #10 • LS • 5-11 • Luverne, Minn. (Luverne)

Overall	MP-MS	GP	Kills	Err	Att	Pct.	KPG	Ast	APG	Ace	Digs	DPG	BS	BA	TB	BPG	Pts.	P/M
1986 (Fr.)	21-21	70	116	82	479	.071	1.66	5	.07	18	179	2.56	13	13	26	.37	153.5	-43.5

Karen Bossi • #1 • DS • 5-8 • Arvada, Colo. (Arvada West)

Overall	MP-MS	GP	Kills	Err	Att	Pct.	KPG	Ast	APG	Ace	Digs	DPG	BS	BA	TB	BPG	Pts.	P/M
1988 (Fr.)	29-0	87	4	2	26	.077	.05	18	.21	0	79	.91	1	0	1	.01	5.0	-13.0

Lara Bossow • #11 • OH • 6-0 • Vail, Colo. (Vail Mountain School)

Overall	MP-MS	GP	Kills	Err	Att	Pct.	KPG	Ast	APG	Aces	Digs	DPG	BS	BA	TB	BPG	Pts.	P/M
2003-Fr.	14-0	23	15	13	52	.038	0.65	0	0.00	0	4	0.17	1	12	13	0.57	22.0	5.0
2004-So.	28-26	98	163	55	385	.281	1.66	6	0.06	12	51	0.52	8	96	104	1.06	231.0	143.0
2005-Jr.	28-28	110	246	68	483	.369	2.24	10	0.09	22	59	0.54	4	81	85	0.77	312.5	206.5
2006-Sr.	24-19	75	150	63	364	.239	2.00	2	0.03	17	44	0.59	4	58	62	0.83	200.0	114.0
Totals	94-73	306	574	199	1284	.292	1.88	18	0.06	39	158	0.52	17	247	264	0.87	765.5	468.5

Shana Bowen • #16 • LS/MB • 6-2 • San Diego, Calif. (Scripps Ranch)

Overall	MP-MS	GP	Kills	Err	Att	Pct.	KPG	Ast	APG	Ace	Digs	DPG	BS	BA	TB	BPG	Pts.	P/M
1996 (Fr.)	19-1	35	28	12	65	.246	.80	2	.06	10	22	.63	2	10	12	.34	45.0	13.0
1997 (So.)	18-3	39	58	20	129	.295	1.49	4	.10	9	60	1.54	2	21	23	.59	79.5	45.5
1998 (Jr.)	26-12	67	168	50	343	.344	2.51	9	.13	13	102	1.52	6	61	67	1.00	207.5	157.5
1999 (Sr.)	29-28	97	278	182	876	.110	2.87	41	.42	24	269	2.77	3	43	46	.47	325.5	79.5
TOTALS	92-44	238	532	264	1413	.198	2.23	56	.23	56	453	1.90	13	135	148	.62	657.5	295.5

Kellie Bruce • #9 • LS • 6-0 • Fountain Valley, Calif. (Fountain Valley)

Overall	MP-MS	GP	Kills	Err	Att	Pct.	KPG	Ast	APG	Ace	Digs	DPG	BS	BA	TB	BPG	Pts.	P/M
1987 (Fr.)	26-7	72	87	53	242	.140	1.21	10	.14	18	79	1.10	1	6	7	.10	109.0	-26.0

Kathleen Bunce • #10 • MB • 6-0 • Laguna Beach, Calif. (Capistrano Valley/Loyola)

Overall	MP-MS	GP	Kills	Err	Att	Pct.	KPG	Ast	APG	Ace	Digs	DPG	BS	BA	TB	BPG	Pts.	P/M
1995 (Jr.)	28-13	101	77	36	193	.212	.76	6	.06	14	154	1.52	5	53	58	.57	122.5	55.5
1996 (Sr.)	29-6	95	81	20	207	.295	.85	5	.05	5	160	1.68	1	32	33	.35	103.0	55.0
TOTALS	57-19	196	158	56	400	.255	.81	11	.06	19	314	1.60	6	85	91	.46	225.5	110.5

Kaitlyn Burkett • #22 • S • 6-1 • Colorado Springs, Colo. (St. Mary's)

Overall	MP-MS	GP	Kills	Err	TA	Pct.	KPG	Ast	APG	Ace	Dig	DPG	BS	BA	TB	BPG	Pts.	P/M
2006-Fr.	7-0	8	5	0	9	.556	0.62	34	4.25	0	6	0.75	0	3	3	0.38	6.5	6.5
2007-So.	28-28	108	88	21	244	.275	0.81	1285	11.90	20	170	1.57	9	52	61	0.56	143.0	47
2008-Jr.	29-29	104	84	19	198	.328	0.81	1036	9.96	13	225	2.16	7	53	60	0.58	130.5	84.5
2009-Sr.	29-26	86	67	11	149	.376	0.78	646	7.51	8	151	1.76	3	22	25	0.29	89.0	43.0
TOTALS	93-79	306	244	51	600	.322	0.80	3001	9.81	41	552	1.80	19	130	149	0.49	369.0	181.0

Alexandra Butth • #8 • RS/Opp • 5-10 • East Grand Rapids, Mich. (East Grand Rapids)

Overall	MP-MS	GP	Kills	Err	Att	Pct.	KPG	Ast	APG	Ace	Digs	DPG	BS	BA	TB	BPG	Pts.	P/M
2005-Fr.	27-2	84	25	9	53	.302	0.30	6	0.07	28	44	0.52	0	5	5	0.06	55.5	-40.5
2006-So.	29-28	108	231	117	597	.191	2.14	60	0.56	27	213	1.97	7	60	67	0.62	295.0	87.0
2007-Jr.	28-28	109	333	124	801	.261	3.06	67	0.61	16	262	2.40	5	71	76	0.70	389.5	169.5
2008-Sr.	29-29	104	276	116	784	.204	2.65	76	0.73	15	283	2.72	3	70	73	0.70	329.0	128.0
TOTALS	113-87	405	865	366	2235	.223	2.14	209	0.52	86	802	1.98	15	206	221	0.55	1069.0	344.0

Wendy Callahan • #6 • LS • 5-11 • Parker, Colo. (Ponderosa/Montana State)

Overall	MP-MS	GP	Kills	Err	Att
---------	-------	----	-------	-----	-----



ALL-TIME BUFFS: C-E

Kelly Campbell • #3 • S • 6-1 • Corona Del Mar, Calif. (Corona Del Mar)

Overall	MP-MS	GP	Kills	Err	Att	Pct.	KPG	Ast	APG	Ace	Digs	DPG	BS	BA	TB	BPG	Pts.	P/M
1996 (Fr.)	29-29	103	126	36	301	.299	1.22	1519	14.75	15	308	2.99	8	48	56	.54	173.0	88.0
1997 (So.)	31-31	111	90	23	249	.269	.81	1582	14.25	23	282	2.54	4	66	70	.63	150.0	86.0
1998 (Jr.)	30-30	107	180	35	357	.406	1.68	1572	14.69	31	321	3.00	4	59	63	.59	244.5	157.5
1999 (Sr.)	30-30	110	196	54	438	.324	1.78	1555	14.14	23	336	3.05	7	68	75	.68	260.0	175.0
TOTALS	120-120	431	592	148	1345	.330	1.37	6228	14.45	92	1247	2.89	23	241	264	.61	827.5	506.5

Meghan Capra • #2 • DS • 5-3 • Denver, Colo. (Marycrest)

Overall	MP-MS	GP	Kills	Err	Att	Pct.	KPG	Ast	APG	Ace	Digs	DPG	BS	BA	TB	BPG	Pts.	P/M
1986 (So.)	20-0	44	0	1	3	-.333	.00	1	.02	4	26	.59	0	0	0	.00	4.0	-10.0
1987 (Jr.)	15-0	37	0	0	4	.000	.00	0	.00	1	12	.80	0	0	0	.00	1.0	-9.0
1988 (Sr.)	17-0	27	0	0	2	.000	.00	3	.18	0	4	.24	0	0	0	.00	0.0	-4.0
TOTALS	52-0	108	0	1	9	-.111	.00	4	.04	5	42	.39	0	0	0	.00	5.0	-23.0

Nicole Carr • #10 • OH • 6-0 • Wauwatosa, Wis. (Wauwatosa East)

Overall	MP-MS	GP	Kills	Err	Att	Pct.	KPG	Ast	APG	Ace	Digs	DPG	BS	BA	TB	BPG	Pts.	P/M
2002-Fr.	30-22	97	178	130	522	.092	1.84	44	0.45	3	249	2.57	6	18	24	0.25	196.0	37.0
2003-So.	31-30	111	331	174	889	.177	2.98	46	0.41	25	388	3.50	9	29	38	0.34	379.5	161.5
2004-Jr.	28-27	95	237	157	732	.109	2.49	39	0.41	14	239	2.52	6	21	27	0.28	267.5	63.5
2005-Sr.	28-28	110	245	119	742	.170	2.23	37	0.34	12	284	2.58	8	31	39	0.35	280.5	106.5
TOTALS	117-107	413	991	580	2885	.142	2.40	167	0.40	54	1160	2.81	29	99	128	0.31	1123.5	368.5

Stephanie Chiang • #3 • DS • 5-3 • Irvine, Calif. (Irvine)

Overall	MP-MS	GP	Kills	Err	Att	Pct.	KPG	Ast	APG	Ace	Digs	DPG	BS	BA	TB	BPG	Pts.	P/M
1990 (Fr.)	33-1	111	0	2	11	-.182	.00	5	.05	17	145	1.31	0	0	0	.00	17.0	-9.0
1991 (So.)	34-0	117	3	0	11	.273	.03	3	.03	25	161	1.38	0	0	0	.00	28.0	-19.0
1992 (Jr.)	29-0	92	0	0	5	.000	.00	6	.07	18	95	1.03	0	0	0	.00	18.0	-9.0
TOTALS	96-1	320	3	2	27	.037	.01	14	.04	60	401	1.25	0	0	0	.00	63.0	-37.0

Anne Marie Cochran • #13 • DS • 5-7 • Saratoga, Calif. (Klein [Texas]/Foothill)

Overall	MP-MS	GP	Kills	Err	Att	Pct.	KPG	Ast	APG	Ace	Digs	DPG	BS	BA	TB	BPG	Pts.	P/M
1995 (So.)	4-0	7	0	0	0	.000	.00	0	.00	0	5	.71	0	0	0	.00	0.0	0.0

Kat Constantine • #23 • DS/L • 5-6 • Saratoga, Calif. (St. Francis Mountainview)

Overall	MP-MS	GP	K	E	TA	Pct.	KPG	Ast.	APG	SA	Dig	DPG	BS	BA	TB	BPG	Pts.	P/M
2010-Fr.	6-0	8	0	0	0	.000	0.00	1	0.12	2	17	2.12	0	0	0	0.00	2.0	-3

Megan Cyr • #13 • S • 6-0 • St. Andrews, Manitoba, Canada (Lord Selkirk)

Overall	MP-MS	GP	Kills	Err	Att	Pct.	KPG	Ast	APG	Ace	Digs	DPG	BS	BA	TB	BPG	Pts.	P/M
2008 - Fr.	DNC																	
2009-RFr.	23-10	62	20	9	66	.167	0.32	211	3.40	12	64	1.03	1	14	15	0.24	40.0	-4.0

Denise Deluzio • #7 • RS • 5-11 • Arvada, Colo. (Pomona)

Overall	MP-MS	GP	Kills	Err	Att	Pct.	KPG	Ast	APG	Ace	Digs	DPG	BS	BA	TB	BPG	Pts.	P/M
1986 (So.)	12-4	30	20	9	78	.141	.67	1	.03	3	26	.87	0	3	3	.03	24.5	-9.5

Darla DeRuiter • #7 • MB • 6-1 • Gilchrist, Colo. (Valley/Colorado State)

Overall	MP-MS	GP	Kills	Err	Att	Pct.	KPG	Ast	APG	Ace	Digs	DPG	BS	BA	TB	BPG	Pts.	P/M
1988 (Sr.)	35-17	92	147	49	311	.315	1.60	5	.05	13	41	.45	28	33	61	.66	204.5	105.5

Brooke Donahue • #13 • DS • 5-8 • Manhattan Beach, Calif. (Mira Costa)

Overall	MP-MS	GP	Kills	Err	Att	Pct.	KPG	Ast	APG	Ace	Digs	DPG	BS	BA	TB	BPG	Pts.	P/M
2001 (Fr.)	25-0	56	0	0	4	.000	.00	4	.07	5	56	1.00	0	0	0	.00	5.0	-1.0

Karrie Downey • #10 • LS • 5-10 • La Mesa, Calif. (Helix)

Overall	MP-MS	GP	Kills	Err	Att	Pct.	KPG	Ast	APG	Ace	Digs	DPG	BS	BA	TB	BPG	Pts.	P/M
1991 (Fr.)	35-35	114	440	168	1108	.245	3.86	20	.18	45	371	3.25	15	41	56	.49	520.5	163.5
1992 (So.)	31-31	107	387	198	1022	.185	3.62	27	.25	31	303	2.83	15	37	52	.49	451.5	99.5
1993 (Jr.)	32-30	112	501	230	1259	.215	4.47	26	.23	44	414	3.70	22	35	57	.51	584.5	237.5
1994 (Sr.)	31-29	103	462	188	1276	.215	4.49	42	.41	32	452	4.39	31	35	66	.64	542.5	265.5
TOTALS	129-125	436	1790	784	4665	.216	4.11	115	.26	152	1,540	3.53	83	148	231	.53	2099.0	766.0

Pi'ikea Dudoit • #14 • LS • 5-11 • Honolulu, Hawai'i (Kamehameha)

Overall	MP-MS	GP	Kills	Err	Att	Pct.	KPG	Ast	APG	Ace	Digs	DPG	BS	BA	TB	BPG	Pts.	P/M
2001 (Fr.)	10-0	12	3	3	17	.000	.25	4	.33	0	1	.08	0	5	5	.42	5.5	-5

Devon Dykstra • #15 • L/OH • 5-10 • Redondo Beach (Redondo Union)

Overall	MP-MS	GP	Kills	Err	Att	Pct.	KPG	Ast	APG	Ace	Digs	DPG	BS	BA	TB	BPG	Pts.	P/M
2008-Fr.	1-0	1	0	0	0	.000	0.00	1	1.00	0	0	0.00	0	0	0	0.00	0.0	0.0

Kelly Eddy • #3 • MB • 5-11 • Golden, Colo. (Longmont)

Overall	MP-MS	GP	Kills	Err	Att	Pct.	KPG	Ast	APG	Ace	Digs	DPG	BS	BA	TB	BPG	Pts.	P/M
1986 (Fr.)	15-15	48	40	28	133	.090	.83	8	.17	0	30	.63	19	21	40	.83	69.5	17.5

Schylur Edelman • #2 • MB • 6-1 • Sterling, Colo. (Sterling)

Overall	MP-MS	GP	Kills	Err	TA	Pct.	KPG	Ast.	APG	Ace	Dig	DPG	BS	BA	TB	BPG	Pts.	P/M
2007-Fr.	27-26	105	219	93	35	.200	2.09	7	0.07	8	45	0.46	13	94	107	1.02	287.0	174
2008-So.	29-29	103	184	76	454	.238	1.79	15	0.15	5	55	0.53	13	87	100	0.97	245.5	136.5
2009-Jr.	17-17	57	85	30	229	.240	1.49	12	0.21	3	43	0.75	4	32	36	0.63	108.0	54.0
TOTALS	73-72	265	488	199	1218	.237	1.84	34	0.13	16	146	0.55	30	213	243	0.92	640.5	364.5


Katie Elfsten • #8 • LS • 5-8 • Laguna Beach, Calif. (Laguna Beach)

Overall	MP-MS	GP	Kills	Err	Att	Pct.	KPG	Ast	APG	Ace	Digs	DPG	BS	BA	TB	BPG	Pts.	P/M
1988 (Fr.)	17-0	46	0	2	3	-.667	.00	1	.02	5	28	.61	0	0	0	.00	5.0	-8.0

Kacey Engel • #17 • MB • 6-1 • Arvada, Colo. (Arvada West)

Overall	MP-MS	GP	Kills	Err	Att	Pct.	KPG	Ast	APG	Ace	Digs	DPG	BS	BA	TB	BPG	Pts.	P/M
1992 (Fr.)	1-0	1	0	0	0	—	.00	0	.00	0	0	.00	0	0	0	.00	0.0	-1.0
1993 (RFR.)	13-0	15	16	9	51	.137	1.07	4	.33	3	3	.20	1	5	6	.40	22.5	7.5
1994 (So.)	3-0	3	4	2	8	.250	1.33	0	.00	0	2	.67	0	1	1	.33	4.5	.5
TOTALS	16-0	18	20	11	59	.153	1.11	4	.22	3	5	.28	1	6	7	.39	27.0	7.0

Engel received a medical hardship in the 1992 overall.



Nicole Carr



Kelly Campbell



Meghan Capra



Stephanie Chiang



Karrie Downey

HISTORY



ALL-TIME BUFFS: E-H



Kristen Engelking



Sara Fredrickson

Kristin (Dorsch) Engelking • #8 • MB • 5-11 • Cypress, Texas (Cypress Fairbanks)

Overall	MP-MS	GP	Kills	Err	Att	Pct.	KPG	Ast	APG	Ace	Digs	DPG	BS	BA	TB	BPG	Pts.	P/M
1996 (Fr.)	26-1	73	81	44	201	.184	1.11	25	.34	6	66	.90	4	18	22	.30	100.0	23.0
1997 (So.)	29-5	59	116	66	334	.150	1.97	8	.07	5	98	1.66	3	11	14	.24	129.5	24.5
1998 (Jr.)	30-29	105	350	105	690	.355	3.33	15	.14	7	104	.99	17	109	126	1.20	428.5	323.5
1999 (Sr.)	30-29	105	377	114	744	.353	3.59	19	.18	16	188	1.79	5	77	82	.78	436.5	277.5
TOTALS	115-64	342	924	329	1969	.302	2.70	67	.19	34	456	1.33	29	215	244	.71	1094.5	648.5

Katie Evanyo • #19 • DSL • 5-10 • Littleton, Colo. (Chatfield/Florida Atlantic)

Overall	MP-MS	GP	K	E	TA	Pct.	KPG	Ast.	APG	Ace	Digs	DPG	BS	BA	TB	BPG	Pts.	P/M
2009-Jr.	14-1	46	11	8	46	.065	0.24	7	0.15	3	95	2.07	0	0	0	0.00	14.0	-12.0

Lauren Fanelli • #5 • S • 5-9 • Moon Township, Penn. (Moon Area)

Overall	MP-MS	GP	Kills	Err	Att	Pct.	KPG	Ast	APG	Ace	Digs	DPG	BS	BA	TB	BPG	Pts.	P/M
2007-Fr.	5-0	8	0	0	5	.000	0.00	33	4.12	0	3	0.38	0	0	0	0.00	0.0	-2

Ali Flynn • #7 • OH/RS • 6-2 • Aptos, Calif. (Aptos)

Overall	MP-MS	GP	K	E	TA	Pct.	KPG	Ast.	APG	SA	Digs	DPG	BS	BA	TB	BPG	Pts.	P/M
2010-Fr.	5-1	18	6	11	38	-.132	0.33	0	0.00	0	6	0.33	1	6	7	0.39	10.0	-4

Becah Fogel • #21 • OH • 5-11 • Leander, Texas, (Vista Ridge)

Overall	MP-MS	GP	Kills	Err	Att	Pct.	KPG	Ast	APG	Ace	Digs	DPG	BS	BA	TB	BPG	Pts.	P/M
2008-Fr.	4-0	5	1	1	11	.000	0.20	0	0.00	0	2	0.40	0	0	0	0.00	1.0	0.0
2009-So.	28-28	89	289	166	930	.132	3.25	11	0.12	16	225	2.53	5	20	25	0.28	320.0	68.0
TOTALS	32-28	94	290	167	941	.131	3.09	11	0.12	16	227	2.41	5	20	25	0.27	321.0	68.0

Sara Fredrickson • #8 • MB/RS • 6-0 • Pagosa Springs, Colo. (Pagosa Springs/UCSB)

Overall	MP-MS	GP	Kills	Err	Att	Pct.	KPG	Ast	APG	Ace	Digs	DPG	BS	BA	TB	BPG	Pts.	P/M
2000 (So.)	24-7	54	53	31	148	.149	.98	19	.35	1	54	1.06	3	27	30	.59	70.5	31.5
2001 (Jr.)	23-0	36	37	20	90	.189	1.03	2	.06	5	18	.53	2	24	26	.79	56.0	33.0
2002 (Sr.)	22-8	61	105	68	326	.113	1.72	20	.33	11	94	1.54	8	19	27	.44	133.5	34.5
TOTALS	69-15	151	195	119	564	.136	1.29	41	.27	17	166	1.09	13	70	83	.55	260.0	99.0

Monique Gerlach • #15 • MB • 5-11 • Monarch Beach, Calif. (Santa Margarita Catholic)

Overall	MP-MS	GP	Kills	Err	Att	Pct.	KPG	Ast	APG	Ace	Digs	DPG	BS	BA	TB	BPG	Pts.	P/M
2000-Fr.	21-18	73	245	79	531	.313	3.36	16	0.22	19	114	1.56	9	70	79	1.08	308.0	196.0
2001-So.	30-30	107	387	111	803	.344	3.62	20	0.19	20	212	1.98	15	76	91	0.85	460.0	304.0
2002-Jr.	30-30	111	419	128	879	.331	3.77	29	0.26	29	167	1.50	10	82	92	0.83	499.0	315.0
2003-Sr.	31-31	111	376	120	799	.320	3.39	30	0.27	31	254	2.29	16	77	93	0.84	461.5	253.5
TOTALS	112-109	402	1427	438	3012	.328	3.55	95	0.24	99	747	1.86	50	305	355	0.88	1728.5	1069.5

Mallori Gibson • #77 • OH • 5-11 • Bakersfield, Calif. (Foothill)

Overall	MP-MS	GP	Kills	Err	Att	Pct.	KPG	Ast	APG	Ace	Digs	DPG	BS	BA	TB	BPG	Pts.	P/M
2005-RFr.	5-0	8	6	8	27	-.071	0.00	0	0.00	0	3	0.38	0	2	2	0.25	7.0	-4.0
2006-Fr.	29-19	103	351	176	985	.178	3.41	9	0.09	34	113	1.10	1	29	30	0.29	400.5	145.5
2007-So.	28-12	104	322	177	950	.153	3.10	10	0.10	27	90	0.87	11	28	39	0.38	374.0	117
TOTALS	62-31	215	679	361	1963	.162	3.16	19	0.09	61	206	0.96	12	59	71	0.33	781.5	258.5

Susan Gillette • #1 • S • 5-7 • Northglenn, Colo. (Northglenn/Idaho)

Overall	MP-MS	GP	Kills	Err	Att	Pct.	KPG	Ast	APG	Ace	Digs	DPG	BS	BA	TB	BPG	Pts.	P/M
1986 (So.)	21-	70	76	23	266	.124	1.09	306	4.37	19	192	2.74	11	27	38	.54	119.5	20.5

Kristine Gira • #5 • LS • 5-10 • Littleton, Colo. (Heritage)

Overall	MP-MS	GP	Kills	Err	Att	Pct.	KPG	Ast	APG	Ace	Digs	DPG	BS	BA	TB	BPG	Pts.	P/M
1986 (Fr.)	21-16	67	46	43	191	.016	.74	11	.18	8	107	1.73	12	17	29	.43	74.5	-57.5
1987 (So.)	26-0	52	3	3	24	.000	.06	4	.08	12	106	2.04	0	2	2	.04	4.0	-14.0
TOTALS	47-16	109	49	46	215	.014	.45	15	.14	20	213	1.95	12	19	31	.28	78.5	-71.5

Elizabeth Gower • #11 • S/RS • 6-0 • Naperville, Ill. (Naperville Central)

Overall	MP-MS	GP	Kills	Err	Att	Pct.	KPG	Ast	APG	Ace	Digs	DPG	BS	BA	TB	BPG	Pts.	P/M
1999 (Fr.)	30-30	107	208	93	595	.193	1.94	108	1.01	32	313	2.93	3	59	62	.58	272.5	116.5
2000 (So.)	29-29	106	203	57	491	.297	1.92	1399	13.20	24	288	2.72	6	85	91	.86	275.5	159.5
2001 (Jr.)	30-30	109	214	56	523	.302	1.96	1312	12.04	23	243	2.23	3	64	67	.61	272.0	169.0
2002 (Sr)	29-29	109	176	61	490	.235	1.61	1115	10.23	18	240	2.20	7	49	56	.51	225.5	128.5
TOTALS	118-118	431	801	267	2099	.256	1.85	3934	9.12	97	1084	2.51	19	257	276	.64	1043.5	571.5

Allie Griffin • #9 • MB • 6-0 • Baton Rouge, La. (Sante Fe Christian, San Diego, Calif.)

Overall	MP-MS	GP	Kills	Err	Att	Pct.	KPG	Ast	APG	Ace	Digs	DPG	BS	BA	TB	BPG	Pts.	P/M
2002-Fr.	16-1	29	34	16	79	.228	1.17	5	0.17	1	4	0.14	1	11	12	0.41	41.5	22.5
2003-So.	31-31	111	343	170	834	.207	3.09	61	0.55	5	172	1.55	14	72	86	0.77	398.0	203.0
2004-Jr.	28-28	99	420	180	934	.257	4.24	58	0.59	18	231	2.33	6	85	91	0.92	487.5	215.5
2005-Sr.	27-26	106	486	191	1016	.290	4.58	62	0.58	6	213	2.01	5	72	77	0.73	533.0	296.0
TOTALS	102-86	345	1283	557	2863	.254	3.72	186	0.54	30	620	1.80	26	240	266	0.77	1460.0	737.0

Cory Hayes • #5 • MB • 6-2 • Houston, Texas (Clements)

Overall	MP-MS	GP	Kills	Err	Att	Pct.	KPG	Ast	APG	Ace	Digs	DPG	BS	BA	TB	BPG	Pts.	P/M
*1998 (Fr.)	1-0	1	2	1	3	.333	2.00	0	.00	0	0	.00	0	1	1	1.00	2.5	1.5
1999 (RFR.)	7-0	10	16	12	43	.093	1.60	0	.00	0	13	1.30	0	6	6	.60	19.0	4.0
TOTALS	8-0	11	18	13	46	.108	1.63	0	.00	0	13	1.18	0	7	7	.636	21.5	5.5

*-Hayes received a Medical Redshirt after playing in the 1998 season.

Drew Hays • #1 • IS • 6-0 • Amarillo, Texas (Amarillo HS)

Overall	MP-MS	GP	Kills	Err	Att	Pct.	KPG	Ast	APG	Ace	Digs	DPG	BS	BA	TB	BPG	Pts.	P/M
2002 (Fr.)	21-10	54	68	38	192	.156	1.26	13	.24	6	13	.24	2	19	21	.39	85.5	22.5

Ellen Henry • #23 • DSL • 5-6 • Long Beach, Calif. (Wilson)

Overall	MP-MS	GP	Kills	Err	Att	Pct.	KPG	Ast</
---------	-------	----	-------	-----	-----	------	-----	-------



ALL-TIME BUFFS: J-M

Tiffany Jestadt • #5 • RS • 6-0 • Scottsdale, Ariz. (Chaparral)

Overall	MP-MS	GP	Kills	Err	Att	Pct.	KPG	Ast	APG	Ace	Digs	DPG	BS	BA	TB	BPG	Pts.	P/M
1989 (Fr.)	29-4	53	32	174	.121	1.00	10	.19	12	99	1.87	0	21	21	.40	75.5	21.5	
1990 (So.)	35-32	123	415	166	1012	.246	3.37	62	.50	29	306	2.49	31	60	91	.74	505.0	256.0
1991 (Jr.)	30-30	89	245	86	589	.270	2.75	39	.44	9	196	2.20	9	41	50	.56	283.5	144.5
TOTALS	104-66	265	713	284	1775	.242	2.69	111	.42	50	601	2.27	40	122	162	.61	864.0	422.0

Diane Johnson • #6 • LS • 5-11 • Los Altos, Calif. (Los Altos/Metro State)

Overall	MP-MS	GP	Kills	Err	Att	Pct.	KPG	Ast	APG	Ace	Digs	DPG	BS	BA	TB	BPG	Pts.	P/M
1989 (Jr.)	30-3	61	94	41	235	.226	1.54	4	.07	12	78	1.28	3	6	9	.15	112.0	19.0
1990 (Sr.)	15-3	29	33	24	109	.083	1.14	2	.07	8	44	1.52	4	2	6	.21	46.0	-4.0
TOTALS	45-6	90	124	65	244	.242	1.38	6	.07	20	122	1.36	7	8	15	.17	158.0	15.0

Kristen Karlik • #22 • DS/L • 5-7 • Colorado Springs, Colo. (Rampart/Colorado State)

Overall	MP-MS	GP	Kills	Err	Att	Pct.	KPG	Ast	APG	Ace	Digs	DPG	BS	BA	TB	BPG	Pts.	P/M
2006-Jr.	28-0	105	4	0	5	.800	0.04	54	0.51	22	442	4.21	0	0	0	0.00	26.0	-44.0
2007-Sr.	14-4	41	1	0	2	.500	0.02	3	0.07	0	59	1.44	0	0	0	0.00	0.00	-10
TOTALS	42-4	146	5	0	7	.714	0.03	57	0.39	22	501	3.43	0	0	0	0.00	27.0	-54

Nikki Kinzer • #8 • MB • 6-2 • Colorado Springs, Colo. (Rampart)

Overall	MP-MS	GP	Kills	Err	Att	Pct.	KPG	Ast	APG	Ace	Digs	DPG	BS	BA	TB	BPG	Pts.	P/M
2009-Fr.	27-26	87	65	27	177	.215	0.75	12	0.14	3	13	0.15	4	60	64	0.74	102.0	64.0

Alison Koepke • #12 • MB • 6-3 • Walnut Creek, Calif. (Monte Vista)

Overall	MP-MS	GP	Kills	Err	Att	Pct.	KPG	Ast	APG	Ace	Digs	DPG	BS	BA	TB	BPG	Pts.	P/M
1994 (Fr.)	24-10	71	72	17	159	.346	1.01	12	.17	6	47	.67	10	51	61	.86	113.5	52.5
1995 (So.)	28-26	105	148	70	413	.295	1.41	40	.38	24	98	.93	14	128	142	1.35	250.0	96.0
1996 (Jr.)	26-25	90	190	67	471	.257	2.11	14	.16	20	101	1.12	14	80	94	1.04	264.0	130.0
1997 (Sr.)	30-30	108	292	97	681	.286	2.70	12	.11	23	194	1.80	23	121	144	1.33	398.5	226.5
TOTALS	108-91	374	702	251	1724	.262	1.88	78	.21	77	440	1.18	61	380	441	1.18	1026.0	505.0

Michele Kohler • #18 • LS • 5-9 • Oak Lawn, Ill. (H.L. Richards)

Overall	MP-MS	GP	Kills	Err	Att	Pct.	KPG	Ast	APG	Ace	Digs	DPG	BS	BA	TB	BPG	Pts.	P/M
1989 (Fr.)	33-26	106	207	112	708	.134	1.95	11	.10	34	308	2.91	3	24	27	.25	256.0	50.0
1990 (So.)	34-29	117	357	174	1098	.167	3.05	12	.10	32	416	3.56	4	9	13	.11	397.5	120.5
1991 (Jr.)	35-35	114	297	118	888	.202	2.61	8	.07	35	351	3.08	2	13	15	.13	340.5	138.5
1992 (Sr.)	31-31	107	364	177	1092	.171	3.40	17	.16	44	371	3.47	8	18	26	.24	425.0	157.0
TOTALS	133-121	444	1225	581	3786	.170	2.75	48	.10	145	1446	3.25	17	64	81	.18	1419.0	466.0

Nikki Lindow • #15 • MB • 6-2 • Erie, Colo. (Centaurus)

Overall	MP-MS	GP	K	E	TA	Pct.	KPG	Ast.	APG	SA	Dig	DPG	BS	BA	TB	BPG	Pts.	P/M
2010-Fr.	26-26	97	187	89	513	.191	1.93	5	0.05	0	19	0.20	13	59	72	0.74	229.5	115.5

Sophia Lindroth • #3 • DS/L • 5-8 • Edwards, Colo. (Battle Mountain/James Madison)

Overall	MP-MS	GP	Kills	Err	Att	Pct.	KPG	Ast	APG	Ace	Digs	DPG	BS	BA	TB	BPG	Pts.	P/M
2009-Jr.	26-0	69	2	2	21	.000	0.03	15	0.22	4	166	2.41	0	0	0	0.00	6.0	-47.0

Sarah Lodge • #4 • LS • 5-11 • Houston, Texas (Cypress Creek)

Overall	MP-MS	GP	Kills	Err	Att	Pct.	KPG	Ast	APG	Ace	Digs	DPG	BS	BA	TB	BPG	Pts.	P/M
1995 (Fr.)	28-19	97	265	125	761	.184	2.73	18	.19	34	161	1.66	4	51	55	.57	328.5	80.5
1996 (So.)	28-28	94	416	197	1027	.213	4.43	37	.39	30	277	2.95	9	33	42	.47	471.5	158.5
1997 (Jr.)	31-31	110	528	252	1247	.221	4.80	27	.25	19	322	2.93	13	46	59	.54	583.0	223.0
1998 (Sr.)	30-28	105	372	186	991	.188	3.54	53	.50	13	321	3.06	9	51	60	.57	419.5	244.5
TOTALS	117-106	406	1581	760	4026	.204	3.89	134	.33	96	1081	2.66	35	181	216	.53	1802.5	706.5

Kelsey Loop • #10 • OH • 5-10 • Valley Center, Kan. (Circle/Wyoming)

Overall	MP-MS	GP	Kills	Err	Att	Pct.	KPG	Ast	APG	Ace	Digs	DPG	BS	BA	TB	BPG	Pts.	P/M
2006-So.	5-0	7	5	1	18	.222	0.71	0	0.00	0	1	0.14	0	1	1	0.14	5.5	4.5
2007-Jr.	18-9	46	85	51	250	.136	1.85	4	0.09	3	18	0.39	0	9	9	0.20	92.5	25
TOTALS	23-9	53	90	52	268	.142	1.70	4	0.08	3	19	0.36	0	10	10	0.19	97.5	29.5

Tegan Lynch • #2 • RS • 6-0 • Aptos, Calif. (Aptos)

Overall	MP-MS	GP	Kills	Err	Att	Pct.	KPG	Ast	APG	Ace	Digs	DPG	BS	BA	TB	BPG	Pts.	P/M
1995 (Fr.)	27-19	92	152	67	546	.156	1.65	9	.10	13	196	2.13	2	20	22	.24	177.0	27.0
1996 (So.)	29-29	98	211	102	557	.196	2.15	44	.45	10	297	3.03	2	41	43	.44	243.5	47.5
1997 (Jr.)	31-31	110	329	127	754	.268	2.99	113	1.03	10	345	3.14	1	67	68	.62	373.5	183.5
1998 (Sr.)	30-30	107	332	127	813	.252	3.10	137	1.28	14	378	3.53	5	69	74	.69	385.5	254.5
TOTALS	117-109	407	1024	423	2670	.225	2.52	303	.74	47	1216	2.99	10	197	207	.51	1179.5	512.5

Susan Magda • #15 • LS • 5-8 • Arvada, Colo. (Arvada/Hastings)

Overall	MP-MS	GP	Kills	Err	Att	Pct.	KPG	Ast	APG	Ace	Digs	DPG	BS	BA	TB	BPG	Pts.	P/M
1987 (Jr.)	27-24	91	184	124	599	.100	2.02	4	.04	12	106	1.16	3	12	15	.16	205.0	-48.0
1988 (Sr.)	35-34	121	432	203	1098	.209	3.57	12	.10	26	285	2.36	19	28	47	.39	491.0	91.0
TOTALS	62-58	212	616	327	1797	.161	2.91	16	.08	38	391	1.84	22	40	62	.29	696.0	43.0

Lynsey Mann • #1 • MB • 6-3 • Highlands Ranch, Colo. (Fountain-Ft. Carson/Western State)

Overall	MP-MS	GP	Kills	Err	Att	Pct.	KPG	Ast	APG	Ace	Digs	DPG	BS	BA	TB	BPG	Pts.	P/M
2004-Jr.	9-0	12	10	3	18	.389	0.83	0	0.00	0	3	0.25	2	6	8	0.67	15.0	11.0
2005-Sr.	19-0	41	36	14	76	.289	0.88	0	0.00	0	4	0.10	5	26	31	0.76	54.0	40.0
TOTALS	28-0	53	46	17	94	.308	0.87	0	0.00	0	7	0.13	4	32	39	0.74	68.0	51.0

Kristin Martell • #7 • MB/RS • 6-1 • The Woodlands, Texas (The Woodlands)

Overall	MP-MS	GP	Kills	Err	Att	Pct.	KPG	Ast	APG	Ace	Digs	DPG	BS	BA	TB	BPG	Pts.	P/M
2007-Fr.	INJ																	
2008 - FRr.	5-0	5	0	0	0	.000	0.00	0	0.00	0	0	0.00	0	0	0	0.00	0.0	0.0
TOTALS	5-0	5	0	0	0	.000	0.00	0	0.00	0	0	0.00	0	0	0	0.00	0.0	0.0

Kelly Masumiya • #6 • DS • 5-3 • Highlands Ranch, Colo. (Smoky Hills HS)

Overall	MP-MS	GP	Kills	Err	Att	Pct.	KPG	Ast	APG	Ace	Digs	DPG	BS	BA	TB	BPG	Pts.	P/M
2002-Fr.	20-7	50	2	0	2	1.000	0.04	1	0.02	1	19	0.38	0	0	0	0.00	3.0	-7.0
2003-So.	21-0	37	0	0	1	1.000	0.00	5	0.14	5	26	0.70	0	0	0	0.00	5.0	-2.0
2004-Jr.	24-0	63	1	0	2	.500	0.02	7	0.11									



ALL-TIME BUFFS: M-R



Jennifer Meeker



Tina Murray

Jennifer Meeker • #15 • LS • 5-10 • Mesa, Ariz. (Mountain View)

Overall	MP-MS	GP	Kills	Err	Att	Pct.	KPG	Ast	APG	Ace	Digs	DPG	BS	BA	TB	BPG	Pts.	P/M
1989 (Fr.)	32-14	101	28	21	96	.073	.28	6	.06	24	168	1.66	0	3	3	.03	53.5	-44.5
1990 (So.)	28-4	59	58	50	200	.040	.98	3	.05	8	105	1.00	4	7	11	.19	73.5	-9.5
1991 (Jr.)	28-0	74	97	46	271	.188	1.31	9	.12	11	120	1.62	4	8	12	.16	131.0	0.0
TOTALS	88-18	234	183	117	567	.116	.78	18	.20	43	393	1.68	8	18	26	.11	258.0	-54.0

Stacy Metro • #2 • S • 6-1 • Lakewood, Calif. (Mayfair)

Overall	MP-MS	GP	Kills	Err	Att	Pct.	KPG	Ast	APG	Ace	Digs	DPG	BS	BA	TB	BPG	Pts.	P/M
1989 (Fr.)	18-1	27	16	6	48	.208	.59	24	.89	2	9	.33	2	8	10	.37	24.0	-2.0

Michelle Miller • #17 • S • 5-7 • Round Rock, Texas (Round Rock/Sam Houston State)

Overall	MP-MS	GP	K	E	TA	Pct.	KPG	Ast	APG	SA	Dig	DPG	BS	BA	TB	BPG	Pts.	P/M
2010-SO.	21-0	61	3	1	13	.154	0.05	95	1.56	7	58	0.95	1	2	3	0.05	12.0	-1

Krislen Morgado • #13 • DS • 5-6 • Pearl City, Hawai'i (Punahou)

Overall	MP-MS	GP	Kills	Err	Att	Pct.	KPG	Ast	APG	Aces	Digs	DPG	BS	BA	TB	BPG	Pts.	P/M
2003-Fr.	1-0	1	0	0	0	0.000	0.00	0	0	0	0	1.00	0	0	0	0.00	0.0	0.0
2004-Jr.	5-0	6	0	0	0	0.000	0.0	0	0.0	0	2	0.33	0	0	0	0.0	0.0	0.0
TOTALS	6-0	7	0	0	0	0.000	0.0	0	0.0	0	3	0.43	0	0	0	0.0	0.0	0.0

Tina Murray • #4 • LS • 5-7 • Calumet City, Ill. (Thorwood)

Overall	MP-MS	GP	Kills	Err	Att	Pct.	KPG	Ast	APG	Ace	Digs	DPG	BS	BA	TB	BPG	Pts.	P/M
1987 (Fr.)	29-29	101	270	150	878	.137	2.67	9	.09	43	272	2.69	5	11	16	.16	323.5	23.5
1988 (So.)	35-35	120	262	133	796	.162	2.18	11	.09	47	393	3.28	11	22	33	.28	331.0	71.0
1989 (Jr.)	33-32	116	449	162	1225	.234	3.87	21	.18	29	368	3.17	11	24	35	.30	501.0	232.0
1990 (Sr.)	35-33	123	377	140	1212	.196	3.07	11	.09	34	490	3.98	3	9	12	.10	418.5	171.5
TOTALS	132-129	460	1358	585	4111	.188	2.95	52	.11	153	1523	3.31	30	66	96	.73	1574.0	498.0

Melanie Naber • #16 • MB • 6-3 • Holland, Mich. (West Ottawa)

Overall	MP-MS	GP	Kills	Err	Att	Pct.	KPG	Ast	APG	Ace	Digs	DPG	BS	BA	TB	BPG	Pts.	P/M
2008-Fr.	DNC-CD																	

Amber Nu'u • #3 • OH/L • 5-11 • Aurora, Colo. (Smoky Hill)

Overall	MP-MS	GP	Kills	Err	Att	Pct.	KPG	Ast	APG	Aces	Digs	DPG	BS	BA	TB	BPG	Pts.	P/M
2003-Fr.	26-7	88	81	47	235	.145	0.92	27	0.31	6	175	1.99	0	3	3	0.03	88.5	-18.5
2004-So.	25-10	55	122	59	323	.195	2.22	18	0.33	7	97	1.76	3	9	12	0.22	136.5	41.5
2005-Jr.	DNP-INJ																	
2006-Sr.	19-2	41	13	13	49	.000	0.32	2	0.05	32	6	0.63	1	1	2	0.05	17.5	-3.5
TOTALS	70-19	184	216	119	607	.160	1.17	47	0.26	16	298	1.62	4	13	17	0.09	242.5	19.5

Ashley Nu'u • #2 • S • 5-10 • Aurora, Colo. (Smoky Hill)

Overall	MP-MS	GP	Kills	Err	Att	Pct.	KPG	Ast	APG	Aces	Digs	DPG	BS	BA	TB	BPG	Pts.	P/M
2003-Fr.	22-2	60	56	14	135	.311	0.93	369	6.15	1	56	0.93	18	30	48	0.80	90.0	63.0
2004-So.	28-28	94	119	36	240	.346	1.26	1146	12.19	14	144	1.53	8	55	63	0.67	168.5	82.5
2005-Jr.	28-28	110	113	33	259	.309	1.03	1448	13.16	12	194	1.76	6	62	68	0.62	162.0	77.0
2006-Sr.	29-29	108	120	35	244	.348	1.11	1352	12.52	14	179	1.66	8	56	64	0.59	170.0	75.0
TOTALS	107-87	372	408	118	878	.330	1.10	4315	11.60	41	573	1.54	40	203	243	0.65	591.0	297.5

Courtney Owens • #15 • LS • 5-9 • Newport Beach, Calif. (Calvary Chapel)

Overall	MP-MS	GP	Kills	Err	Att	Pct.	KPG	Ast	APG	Ace	Digs	DPG	BS	BA	TB	BPG	Pts.	P/M
1995 (Fr.)	27-1	82	32	19	111	.117	.39	3	.04	11	92	1.12	1	1	2	.02	44.5	-1.5
1996 (So.)	27-1	90	65	38	201	.134	.72	19	.21	13	114	1.27	4	5	9	.10	84.5	-2.5
1997 (Jr.)	31-26	103	295	161	840	.160	2.86	24	.23	14	279	2.71	6	31	37	.36	330.5	104.5
1998 (Sr.)	30-30	106	399	221	1175	.151	3.76	47	.44	31	342	3.27	9	47	56	.53	457.5	237.5
TOTALS	115-58	381	791	439	2327	.151	2.08	93	.24	69	827	2.17	20	84	104	.27	917.0	338.0

Shannon Parke • #13 • OH • 5-10 • Manhattan Beach, Calif. (Mira Costa)

Overall	MP-MS	GP	Kills	Err	Att	Pct.	KPG	Ast	APG	Ace	Digs	DPG	BS	BA	TB	BPG	Pts.	P/M
1992 (Fr.)	22-2	38	24	13	74	.149	.63	2	.05	6	30	.79	0	1	1	.03	30.5	-13.5
1993 (So.)	29-9	78	44	8	98	.367	.56	8	.10	9	68	.87	3	1	4	.05	56.5	21.5
1994 (Jr.)	29-0	85	12	4	119	.195	.14	8	.09	9	100	1.18	4	8	12	.14	29.0	-18.0
TOTALS	80-11	201	80	25	213	.258	.40	18	.09	24	198	.99	7	10	17	.08	116.0	-10.0

Alex Penewell • #17 • MB • 5-11 • Newport Beach, Calif. (Newport Harbor)

Overall	MP-MS	GP	Kills	Err	Att	Pct.	KPG	Ast	APG	Ace	Digs	DPG	BS	BA	TB	BPG	Pts.	P/M
2008-Fr.	12-4	29	42	17	100	.250	1.45	2	0.07	4	9	0.31	2	31	33	1.14	63.5	45.5
2009-So.	12-9	31	16	12	56	.071	0.52	5	0.16	0	5	0.16	1	21	22	0.71	27.5	14.5
TOTALS	24-13	60	58	29	156	.186	0.97	7	0.12	4	14	0.23	3	52	55	0.92	91.0	60.0

Haley Pilkington • #3 • DS • 5-5 • Fort Collins, Colo. (Fort Collins)

Overall	MP-MS	GP	Kills	Err	Att	Pct.	KPG	Ast	APG	Ace	Digs	DPG	BS	BA	TB	BPG	Pts.	P/M
2001 (Fr.)	6-0	7	0	1	1	-1.000	.00	0	.00	0	5	.71	0	0	0	.00	0.0	-2.0

Kelly Prahm • #1 • MB • 5-9 • Los Altos, Calif. (St. Francis)

Overall	MP-MS	GP	Kills	Err	Att	Pct.	KPG	Ast	APG	Ace	Digs	DPG	BS	BA	TB	BPG	Pts.	P/M
1992 (Rfr.)	12-0	21	14	7	38	.184	.67	0	.00	2	13	.62	3	11	14	.67	24.5	13.5
1994 (Jr.)	7-0	9	3	1	8	.250	.33	1	.11	0	4	.44	0	0	0	.00	3.0	0.0
TOTALS	19-0	30	17	8	46	.196	.57	1	.03	2	17	.57	3	11	14	.47	27.5	13.5

Prahm redshirted in 1991 and was injured for the entire season in 1993.

Ellen Ribar • #16 • 5-10 • Elmhurst, Ill. (York)

Overall	MP-MS	GP	Kills	Err	Att	Pct.	KPG	Ast	APG	Ace	Digs	DPG	BS	BA	TB	BPG	Pts.	P/M
2009-Fr.	1-0	1	0	0	0	.000	0.00	0	0.00	0	0	0.00	0	0	0	0.00	0.0	0.0

Elysse Richardson • #4 • DS/L • 5-3 • Vienna, Va. (Langley)

Overall	MP-MS	GP	K	E	TA	Pct.	KPG	Ast	APG	SA	Dig	DPG	BS	BA	TB	BPG	Pts.	P/M
2010-FR.	24-9	86	2	1	11	.091	0.02	14	0.16	18	173	2.01	0	0	0	0.00	20.0	-13

Josee Roberge • #6 • RS • 6-3 • St-Georges, Quebec (Polyvante St-Georges)

Overall	MP-MS	GP	Kills	Err	Att	Pct.	KPG	Ast	APG	Ace	Digs	DPG	BS	BA	TB	BPG	Pts.	P/M
1998 (Rfr.)	5-0	6	7	2	17	.294	1.17	1	.17	0	6	1.00	0	3	3	.50	8.5	6.5
1999 (So.)	16-1	27	33	22	99	.111	1.22	9	.33	3	32	1.14	1	8	9	.33	41.0	-1.0
2000 (Jr.)	28-9	83	134	63	374	.190	1.61	45	.54	5	70	.84	6	61	67	.81	175.5	101.5
2001 (Sr.)	30-4	100	110	57	313	.169	1.1											



ALL-TIME BUFFS: R-S

Sylvie Roberge • #9 • MB • 6-3 • St-Georges, Quebec (Jesus St. Marie)

Overall	MP-MS	GP	Kills	Err	Att	Pct.	KPG	Ast	APG	Ace	Digs	DPG	BS	BA	TB	BPG	Pts.	P/M
1998 (Rfr.)	8-0	8	11	2	18	.500	1.38	0	.00	0	0	.00	0	3	3	.38	12.5	10.5
1999 (So.)	19-1	37	77	18	156	.378	2.08	0	.00	0	11	.30	3	19	22	.59	89.5	62.5
2000 (Jr.)	9-6	36	105	37	237	.287	2.92	3	.08	0	10	.28	3	35	38	1.06	125.5	83.5
TOTALS	36-7	81	193	57	411	.331	2.38	3	.04	0	21	.26	6	57	63	.77	227.5	156.5

Buffy Romero • #17 • LS/S • 5-11 • Long Beach, Calif. (Long Beach Wilson)

Overall	MP-MS	GP	Kills	Err	Att	Pct.	KPG	Ast	APG	Ace	Digs	DPG	BS	BA	TB	BPG	Pts.	P/M
1988 (Fr.)	33-1	89	4	5	18	-.056	.05	0	.00	3	43	.48	1	1	2	.02	8.5	-6.5
1989 (So.)	20-2	46	7	1	16	.375	.15	34	.74	3	48	1.04	0	2	2	.04	11.0	-3.0
1990 (Jr.)	32-9	82	22	3	59	.322	.27	195	2.38	3	108	1.32	5	13	18	.22	36.5	19.5
1991 (Sr.)	3-0	8	1	0	1	1.000	.13	34	4.25	2	7	.88	0	3	3	.38	4.5	4.5
TOTALS	88-12	225	34	9	94	.266	.15	263	1.17	11	206	.92	6	19	25	.11	60.5	14.5

Sonja Russell • #10 • LS • 5-11 • Poway, Calif. (Poway)

Overall	MP-MS	GP	Kills	Err	Att	Pct.	KPG	Ast	APG	Ace	Digs	DPG	BS	BA	TB	BPG	Pts.	P/M
1998 (Fr.)	29-3	86	65	37	178	.157	.76	18	.21	10	138	1.60	0	7	7	.08	78.5	41.5
1999 (So.)	30-29	107	427	243	1169	.157	3.99	45	.42	20	375	3.50	0	44	44	.41	469.0	170.0
2000 (Jr.)	29-29	106	425	214	1155	.183	4.01	60	.57	15	406	3.83	3	47	50	.47	466.5	172.5
2001 (Sr.)	27-27	99	320	192	878	.146	3.23	82	.83	14	352	3.56	4	42	46	.47	359.0	85.0
TOTALS	115-88	398	1237	686	3380	.163	3.11	205	.51	59	1271	3.19	7	140	147	.36	1373.0	469.0

Stephanie Salgado • #16 • RS • 6-1 • Yucaipa, Calif. (Yucaipa)

Overall	MP-MS	GP	Kills	Err	Att	Pct.	KPG	Ast	APG	Ace	Digs	DPG	BS	BA	TB	BPG	Pts.	P/M
1987 (Fr.)	28-24	92	121	91	395	.076	1.33	16	.17	32	74	.80	23	41	64	.70	196.5	12.5
1988 (So.)	35-33	122	389	155	879	.266	3.19	41	.34	55	192	1.57	27	59	86	.70	500.5	231.5
1989 (Jr.)	33-28	110	257	113	661	.218	2.34	35	.32	35	255	2.32	11	60	71	.65	333.0	156.0
1990 (Sr.)	17-8	44	65	31	192	.177	1.48	10	.23	7	84	1.91	9	14	23	.52	97.5	40.5
TOTALS	113-93	368	832	390	2127	.208	2.27	102	.28	129	605	1.64	70	174	244	.66	1127.5	440.5

Maragda Santillana • #4 • OH • 6-4 • Barcelona, Spain (Ses Joaquim Blume)

Overall	MP-MS	GP	Kills	Err	Att	Pct.	KPG	Ast	APG	Ace	Digs	DPG	BS	BA	TB	BPG	Pts.	P/M
2002-Fr.	28-14	83	177	86	444	.205	2.13	19	0.23	1	53	0.64	12	53	65	0.78	216.5	110.5
2003-So.	30-25	95	324	167	778	.202	3.41	14	0.15	19	165	1.74	24	29	53	0.56	381.5	172.5
2004-Jr.	19-19	66	275	96	650	.275	4.17	17	0.26	0	128	1.94	13	25	38	0.58	300.5	175.5
TOTALS	77-58	244	786	349	1872	.233	3.22	50	0.20	20	346	1.42	49	107	156	0.64	898.5	458.5

Anicia Santos • #10 • MB • 6-1 • Frisco, Colo. (Summit/Cal Poly)

Overall	MP-MS	GP	K	E	TA	Pct.	KPG	Ast	APG	SA	Dig	DPG	BS	BA	TB	BPG	Pts.	P/M
2010-JR.	26-26	95	198	63	496	.272	2.08	19	0.20	19	37	0.39	12	52	64	0.67	255.0	152

Christian Schaefer • #3 • OH • 6-0 • Mountain View, Calif. (Los Altos)

Overall	MP-MS	GP	Kills	Err	Att	Pct.	KPG	Ast	APG	Ace	Digs	DPG	BS	BA	TB	BPG	Pts.	P/M
2007-Fr.	1-0	1	1	0	1	1.000	1.00	0	0.00	0	0	0.00	0	0	0	0.00	1.0	1
2008-So.	15-0	25	18	13	95	.053	0.72	0	0.00	1	8	0.32	0	5	5	0.20	21.5	6.5
TOTALS	16-0	26	19	13	96	.062	0.73	0	0.00	1	8	0.31	0	5	5	0.19	22.5	7.5

Lauren Schaefer • #4 • MB • 6-3 • Mountain View, Calif. (Los Altos)

Overall	MP-MS	GP	Kills	Err	Att	Pct.	KPG	Ast	APG	Ace	Digs	DPG	BS	BA	TB	BPG	Pts.	P/M
2005-Fr.	28-26	103	154	65	367	.243	1.50	5	0.05	0	20	0.19	11	77	88	0.85	203.5	130.5
2006-So.	28-23	99	226	68	525	.301	2.28	8	0.08	1	31	0.31	13	79	92	0.93	279.5	202.5
2007-Jr.	20-20	75	233	52	530	.360	3.11	4	0.05	3	29	0.39	10	52	62	0.83	272.0	209
2008-Sr.	25-25	84	173	41	436	.303	2.06	5	0.06	1	23	0.27	12	57	69	0.82	214.5	165.5
TOTALS	101-94	363	786	226	1831	.306	2.18	22	0.06	5	103	0.29	46	265	311	0.86	969.5	707.5

Melissa Schutz • #7 • MB • 6-0 • Newport Beach, Calif. (Newport Beach)

Overall	MP-MS	GP	Kills	Err	Att	Pct.	KPG	Ast	APG	Ace	Digs	DPG	BS	BA	TB	BPG	Pts.	P/M
1995 (Fr.)	13-13	50	135	39	295	.325	2.70	7	.14	19	94	1.88	9	33	42	.84	179.5	112.5
1996 (So.)	28-26	93	255	93	584	.277	2.74	12	.13	23	131	1.41	9	57	66	.71	315.5	163.5
1997 (Jr.)	31-27	97	259	97	592	.274	2.67	18	.19	27	160	1.65	6	72	78	.80	328.0	156.0
1998 (Sr.)	29-17	74	148	59	340	.262	2.00	15	.20	23	142	1.92	2	51	53	.72	198.5	135.5
TOTALS	101-63	314	797	288	1811	.281	2.54	52	.17	92	527	1.68	26	213	239	.76	1021.5	567.5

Kerra Schroeder • #6 • OH • 6-0 • San Diego, Calif. (Torrey Pines)

Overall	MP-MS	GP	Kills	Err	Att	Pct.	KPG	Ast	APG	Ace	Digs	DPG	BS	BA	TB	BPG	Pts.	P/M
2009-Fr.	29-29	94	236	144	948	.097	2.51	24	0.26	17	199	2.12	6	34	40	0.71	276.0	70.0
2010-So.	26-26	97	372	158	1168	.183	3.84	12	0.12	22	208	2.14	3	29	37	0.38	146.5	200.5
TOTALS	55-55	191	608	302	2116	.145	3.18	36	0.19	39	407	2.13	14	63	77	0.40	692.5	270.5

Tracy Seiler • #3 • S • 5-8 • Chicago, Ill. (Maria)

Overall	MP-MS	GP	Kills	Err	Att	Pct.	KPG	Ast	APG	Ace	Digs	DPG	BS	BA	TB	BPG	Pts.	P/M
1993 (Rfr.)	18-0	33	2	0	6	.333	.06	1	.03	0	24	.73	0	0	0	.00	2.0	-8.0
1994 (So.)	31-19	94	30	13	89	.191	.32	979	10.41	15	188	2.00	3	27	30	.32	61.5	5.5
TOTALS	49-19	127	32	13	95	.200	.25	980	7.72	15	212	1.67	3	27	30	.24	63.5	-2.5

Jennifer Sherlock • #10 • S • 5-9 • Flossmoor, Ill. (Homewood-Flossmoor)

Overall	MP-MS	GP	Kills	Err	Att	Pct.	KPG	Ast	APG	Ace	Digs	DPG	BS	BA	TB	BPG	Pts.	P/M
1987 (Fr.)	29-29	102	82	31	248	.206	.80	850	8.33	37	197	1.93	3	28	31	.30	136.0	46.0
1988 (So.)	35-35	122	160	44	399	.291	1.31	1335	10.94	65	277	2.27	19	58	77	.63	273.0	148.0
1989 (Jr.)	33-32	118	99	20	262	.302	.84	1332	11.29	24	262	2.22	8	57	65	.55	159.5	80.5
1990 (Sr.)	26-13	75	50	8	111	.378	.57	679	9.05	19	174	2.35	2	14	16	.22	78.0	43.0
TOTALS	123-109	417	391	83	1020	.302	.94	4196	10.06	145	910	2.18	32	157	189	.45	646.5	317.5

Emilee Sisco • #1 • OH • 6-4 • Enumclaw, Wash. (Enumclaw)

Overall	MP-MS	GP	Kills	Err	Att	Pct.	KPG	Ast	APG	Ace	Digs	DPG	BS	BA	TB	BPG	Pts.	P/M
2006-Fr.	5-0	7	0	0	5	.000	0.00	2	0.29	0	0	0.00	0	0	0	0.00	0.0	0.0
2007-So.	25-14	83	248	141	688	.156	2.99	2	0.02	27	52	0.63	5	19	24	0.29	278.5	111.5
2008-Jr.	29-12	94	271	147	816	.												



ALL-TIME BUFFS: S-V



Andrea Smith




Lisa Soulliere



Kim Taskey



Monica Vesanovic



Amber Sutherland

Andrea Smith • #13 • OH • 5-11 • Sterling, Colo. (Sterling)

Overall	MP-MS	GP	Kills	Err	Att	Pct.	KPG	Ast	APG	Ace	Digs	DPG	BS	BA	TB	BPG	Pts.	P/M
1986 (Fr.)	23-23	79	160	132	605	.046	2.03	8	.08	14	169	2.14	17	19	36	.46	171.5	-61.5
1987 (So.)	7-0	11	6	8	38	-.053	.55	0	.00	0	10	.91	1	0	1	.09	7.0	-12.0
TOTALS	30-23	90	166	140	643	.040	1.84	6	.07	14	179	1.99	18	19	37	.41	178.6	-73.5

Lisa Soulliere • #11 • MB • 6-1 • Littleton, Colo. (Columbine/Nebraska)

Overall	MP-MS	GP	Kills	Err	Att	Pct.	KPG	Ast	APG	Ace	Digs	DPG	BS	BA	TB	BPG	Pts.	P/M
1987 (So.)	29-29	102	166	64	404	.252	1.63	8	.08	22	98	.96	46	57	103	1.01	262.5	120.5
1988 (Jr.)	35-35	118	230	78	565	.269	1.95	19	.16	29	147	1.25	69	72	141	1.19	364.0	213.0
1989 (Sr.)	33-32	119	354	96	764	.338	2.97	25	.21	38	243	2.04	59	109	168	1.41	497.5	329.5
TOTALS	97-96	339	750	238	1733	.295	2.21	52	.15	89	488	1.44	174	238	412	1.22	1124.0	663.0

Lucy Stearns • #4 • S • 5-8 • Littleton, Colo. (Arapahoe)

Overall	MP-MS	GP	Kills	Err	Att	Pct.	KPG	Ast	APG	Ace	Digs	DPG	BS	BA	TB	BPG	Pts.	P/M
1986 (Fr.)	21-7	70	11	6	38	.132	.16	101	1.44	23	144	2.06	2	8	10	.14	32.0	-11.0

Rosie Steinhaus • #11 • MB • 6-1 • Flagstaff, Ariz. (Flagstaff)

Overall	MP-MS	GP	Kills	Err	Att	Pct.	KPG	Ast	APG	Ace	Digs	DPG	BS	BA	TB	BPG	Pts.	P/M
2007-Fr.	15-9	47	43	30	131	.099	0.91	3	0.06	0	13	0.28	3	27	30	0.64	62.5	37
2008-So.	DNC																	
2009-RSo.	28-28	91	243	104	712	1.95	2.67	17	0.19	18	156	1.71	3	46	49	0.54	287.0	112.0
2010-SR.	26-20	97	151	80	544	.131	1.56	7	0.07	0	63	0.65	3	47	50	0.52	177.5	81.5
TOTAL	69-57	235	437	214	1387	.161	1.86	27	0.11	21	232	0.99	9	120	129	0.55	527.0	230.5

Amber Sutherland • #12 • OH • 5-10 • Glenwood Springs, Colo. (Glenwood Springs)

Overall	MP-MS	GP	Kills	Err	Att	Pct.	KPG	Ast	APG	Ace	Digs	DPG	BS	BA	TB	BPG	Pts.	P/M
2004-Fr.	11-0	19	25	19	70	.086	1.32	0	0.00	0	16	0.84	0	5	5	0.26	27.5	4.5
2005-So.	28-28	109	421	182	949	.252	3.86	43	0.39	8	290	2.66	13	30	43	0.39	457.0	186.0
2006-Jr.	29-29	109	456	253	1182	.172	4.18	47	0.43	22	312	2.86	9	60	69	0.63	517.0	251.0
2007-RS	INJ																	
2008-Sr.	29-29	104	240	159	753	.108	2.31	33	0.32	20	245	2.36	5	24	29	0.28	277.0	61.0
TOTALS	97-86	341	1142	613	2954	.179	3.35	123	0.36	50	863	2.53	27	119	146	0.43	1278.5	502.5

Heather Sweeney • #14 • MB • 5-11 • Nipomo, Calif. (Arroyo Grande)

Overall	MP-MS	GP	Kills	Err	Att	Pct.	KPG	Ast	APG	Ace	Digs	DPG	BS	BA	TB	BPG	Pts.	P/M
1992 (Fr.)	30-26	106	220	82	505	.273	2.08	15	.14	38	178	1.68	21	58	79	.75	308.0	171.0
1993 (So.)	8-5	24	42	15	98	.276	1.75	3	.13	4	27	1.13	7	7	14	.58	56.5	29.5
TOTALS	38-31	130	262	97	603	.274	2.02	18	.14	42	205	1.58	28	65	93	.72	364.5	200.5

Kim Taskey • #7 • LS • 5-11 • Portage, Mich. (Portage Northern)

Overall	MP-MS	GP	Kills	Err	Att	Pct.	KPG	Ast	APG	Ace	Digs	DPG	BS	BA	TB	BPG	Pts.	P/M
1999 (Fr.)	24-2	52	114	60	342	.158	2.19	9	.17	13	82	1.58	1	18	19	.37	137.0	55.0
2000 (So.)	27-10	89	174	101	505	.145	1.96	36	.40	13	166	1.87	2	11	13	.15	194.5	40.5
2001 (Jr.)	27-12	74	134	73	401	.152	1.81	37	.50	15	150	2.16	0	16	16	.22	157.0	23.0
2002 (Sr)	30-29	108	236	127	685	.159	2.19	62	.57	22	320	2.96	4	34	38	.35	279.0	64.0
TOTALS	108-55	331	658	362	1946	.152	1.99	146	.44	63	733	2.21	7	79	86	.26	767.5	182.5

Morgan Tholen • #12 • OH • 5-10 • Lake Quivira, Kan. (St. James Academy)

Overall	MP-MS	GP	K	E	TA	Pct.	KPG	Ast	APG	SA	Dig	DPG	BS	BA	TB	BPG	Pts.	P/M
2010-FR.	4-0	5	0	0	0	0.000	0.00	0	0.00	0	0	0.00	0	0	0	0.00	0.0	-1

Alyssa Valentine • #9 • S • 5-10 • Tustin, Calif. (Edison/George Washington)

Overall	MP-MS	GP	K	E	TA	Pct.	KPG	Ast	APG	SA	Dig	DPG	BS	BA	TB	BPG	Pts.	P/M
2010-JR.	26-26	96	48	21	149	.181	0.50	828	8.62	7	164	1.71	3	28	31	0.32	72.0	19

Wendy Van Wyhe • #9 • MB • 6-1 • Chino, Calif. (Ontario Christian)

Overall	MP-MS	GP	Kills	Err	Att	Pct.	KPG	Ast	APG	Ace	Digs	DPG	BS	BA	TB	BPG	Pts.	P/M
1989 (RFR.)	33-18	104	160	64	394	.244	1.54	11	.11	1	54	.52	34	64	98	.94	227.0	135.0
1990 (So.)	34-28	119	289	97	635	.302	2.43	8	.07	9	114	.96	71	64	135	1.13	396.0	250.0
1991 (Jr.)	34-34	122	359	95	754	.350	2.94	3	.02	10	85	.70	43	66	109	.89	430.0	296.0
TOTALS	101-80	345	808	256	1783	.310	2.34	22	.06	20	253	.73	148	194	342	.99	1053.0	681.0

Ashley VenHorst • #14 • DS/L • 5-7 • Bettendorf, Iowa (Pleasant Valley)

Overall	MP-MS	GP	Kills	Err	Att	Pct.	KPG	Ast	APG	Ace	Digs	DPG	BS	BA	TB	BPG	Pts.	P/M
2005-Fr.	11-0	22	0	0	0	0.000	0.00	3	0.14	1	9	0.41	0	0	0	0.00	1.0	-3.0
2006-So.	5-0	11	0	0	0	0.000	0.00	0	0.00	0	11	1.00	0	0	0	0.00	0.0	-1.0
2007-Jr.	28-7	103	0	0	3	0.000	0.00	10	0.10	3	160	1.55	0	0	0	0.00	3.0	-36
2008-Sr.	29-14	100	0	1	2	-500	0.00	22	0.22	3	167	1.67	0	0	0	0.00	3.0	-29
TOTALS	74-21	236	0	1	5	-200	0.00	35	0.15	7	347	1.47	0	0	0	0.00	7.0	-69

Monica Vesanovic • #12 • DS • 5-5 • Los Altos, Calif. (St. Francis)

Overall	MP-MS	GP	Kills	Err	Att	Pct.	KPG	Ast	APG	Ace	Digs	DPG	BS	BA	TB	BPG	Pts.	P/M
2000-Fr.	13-1	30	0	0	1	.000	0.00	4	0.13	0	24	0.80	0	0	0	0.00	0.0	-6.0
2001-So.	21-10	57	0	0	0	0.000	0.00	16	0.28	7	83	1.46	0	0	0	0.00	7.0	-4.0
2002-Jr.	29-4	97	2	0	2	1.000	0.02	12	0.12	11	76	0.78	1	1	2	0.02	14.5	-21.5
2003-Sr.	30-0	94	0	1	3	-.333	0.00	2	0.02	19	50	0.53	0	0	0	0.00	19.0	-4.0
TOTALS	93-15	278	2	1	6	.167	0.01	34	0.12	37	233	0.84	1	1	2	0.01	40.5	-35.5

Sara Villwock • #4 (2000) & #1 (2001) • LS • 6-1 • Fort Collins, Colo. (Rocky Mountain)

Overall	MP-MS	GP	Kills	Err	Att	Pct.	KPG	Ast	APG	Ace	Digs	DPG	BS	BA	TB	BPG	Pts.	P/M
2000 (Fr.)	29-19	91	251	142	707	.154	2.76	48	.53	16	197	2.16	1	40	41	.45	288.0	74.0
2001 (So.)	30-21	93	252	149	710	.144	2.71	54	.58	14	236	2.54	10	36	46	.49	294.0	65.0
TOTALS	59-40	184	503	291	1417	.149	2.74	102	.56	30	433	2.32	11	76	87	.47	582.0	139.0

Therese Viñal • #16 • DS • 5-8 • Santa Clara, Calif. (Presentation)

Overall	MP-MS	GP	Kills	Err	Att	Pct.	KPG	Ast	APG	Ace	Digs	DPG	BS	BA	TB	BPG	Pts.	P/M
2004-Fr.	26-0	70	0	0	0	0.000	0.00	10	0.14	10	137	1.96	0	0	0	0.00	10.0	-18.0
2005-So.	27-0	95	0	0														



ALL-TIME BUFFS: V-2

Nicole Vranesh • #7 • S • 5-8 • Las Vegas, Nev. (Bonanza)

Overall	MP-MS	GP	Kills	Err	Att	Pct.	KPG	Ast	APG	Ace	Digs	DPG	BS	BA	TB	BPG	Pts.	P/M
1990 (Fr.)	32-19	107	61	14	135	.348	.57	648	6.06	16	207	1.93	4	21	25	.23	91.5	32.5
1991 (So.)	35-35	126	101	40	280	.218	.80	1712	13.59	25	352	2.79	7	48	55	.44	156.0	45.0
1992 (Jr.)	31-31	110	99	42	251	.227	.90	1360	11.99	18	331	3.01	4	31	35	.32	137.5	47.5
1993 (Sr.)	32-30	114	111	38	277	.264	.97	1541	13.52	24	358	3.14	12	25	37	.32	159.5	74.5
TOTALS	130-115	457	372	134	943	.227	.81	5261	11.42	83	1248	2.73	27	125	152	.33	544.5	199.5

Rachel Wacholder • #11 • LS/RS • 5-8 • Laguna Beach, Calif. (Laguna Beach)

Overall	MP-MS	GP	Kills	Err	Att	Pct.	KPG	Ast	APG	Ace	Digs	DPG	BS	BA	TB	BPG	Pts.	P/M
1993 (Fr.)	32-30	105	219	79	569	.246	2.09	51	.49	26	296	2.82	6	28	34	.32	265.0	141.0
1994 (So.)	31-30	104	371	149	1206	.184	3.57	31	.30	45	318	3.06	16	27	43	.41	445.5	182.5
1995 (Jr.)	28-28	107	438	186	1383	.182	4.09	10	.09	38	399	3.73	6	22	28	.26	493.0	209.0
1996 (Sr.)	29-29	103	456	130	1181	.276	4.43	48	.47	36	329	3.19	10	41	51	.50	522.5	313.5
TOTALS	120-117	419	1484	544	4339	.217	3.54	140	.33	145	1342	3.20	38	118	156	.37	1726.0	846.0

Hannah Walker • #5 • DS • 5-5 • Peyton, Colo. (Colorado Springs Christian)

Overall	MP-MS	GP	K	E	TA	Pct.	KPG	Ast	APG	SA	Dig	DPG	BS	BA	TB	BPG	Pts.	P/M
2010-FR.	19-3	57	1	0	5	.200	0.02	4	0.07	3	79	1.39	0	0	0	0.00	4.0	-19

Kassidi Warnock • #15 • DS/L • 5-7 • Colorado Springs, Colo. (Liberty)

Overall	MP-MS	GP	Kills	Err	Att	Pct.	KPG	Ast	APG	Ace	Digs	DPG	BS	BA	TB	BPG	Pts.	P/M
2009-Fr.	15-0	26	0	0	0	.000	0.00	3	0.12	0	13	0.50	0	0	0	0.00	0.0	6.0

Callie Webster • #6 • DS/L • 5-10 • Mercer Island, Wash. (Mercer Island/New Hampshire)

Overall	MP-MS	GP	Kills	Err	Att	Pct.	KPG	Ast	APG	Ace	Digs	DPG	BS	BA	TB	BPG	Pts.	P/M
2006-So.	29-9	98	1	1	6	0.00	0.01	19	0.19	0	190	1.94	0	0	0	0.00	1.0	-25.0
2007-Jr.	28-0	109	6	1	20	25.00	0.06	33	0.30	25	466	4.28	0	0	0	0.00	31.0	-31
2008-Sr.	27-2	97	3	0	5	60.00	0.03	20	0.21	17	386	3.98	0	0	0	0.00	20.0	-12
TOTALS	84-11	304	10	2	31	.258	0.03	72	0.24	42	1042	3.43	0	0	0	0.00	52.0	-68

Kirsten Wicks • #9 • OH • 6-2 • Wheaton, Ill. (Wheaton)

Overall	MP-MS	GP	Kills	Err	Att	Pct.	KPG	Ast	APG	Ace	Digs	DPG	BS	BA	TB	BPG	Pts.	P/M
2007-Fr.	6-0	11	11	8	31	.097	1.00	0	0.00	0	5	0.45	0	0	0	0.00	11.0	-2
2008-So.	14-0	23	16	17	68	0.15	0.70	2	0.09	1	9	0.39	0	4	4	0.17	19.0	-4
TOTALS	20-0	34	27	25	99	0.20	0.79	2	0.06	1	14	0.41	0	4	4	0.12	30.0	-6

Leah Williams • #5 • MB • San Diego, Calif. (La Jolla)

Overall	MP-MS	GP	Kills	Err	Att	Pct.	KPG	Ast	APG	Ace	Digs	DPG	BS	BA	TB	BPG	Pts.	P/M
1992 (Fr.)	26-5	47	39	13	47	.449	.83	12	.26	11	28	.60	4	14	18	.38	60.0	40.0
1993 (So.)	27-25	95	247	108	592	.235	2.60	16	.17	23	245	2.58	19	50	69	.63	314.0	153.0
1994 (Jr.)	31-30	102	280	98	586	.311	2.75	16	.16	22	282	2.76	29	98	127	1.25	380.0	248.0
1995 (Sr.)	28-28	107	266	70	566	.346	2.49	11	.10	34	266	2.49	29	148	177	1.65	403.0	224.0
TOTALS	112-88	351	832	289	1791	.303	2.37	54	.15	90	821	2.34	81	310	391	1.11	1157.0	665.0

Shelly Wolfe • #8 • S • 6-0 • San Jose, Calif. (St. Francis)

Overall	MP-MS	GP	Kills	Err	Att	Pct.	KPG	Ast	APG	Ace	Digs	DPG	BS	BA	TB	BPG	Pts.	P/M
1995 (RFR.)	28-27	99	27	12	77	.195	.27	1023	10.33	27	208	2.10	3	51	54	.54	82.5	31.5

Wolfe redshirted the 1994 season.

Staci Wolfe • #4 • SH • 5-10 • San Jose, Calif. (St. Francis)

Overall	MP-MS	GP	Kills	Err	Att	Pct.	KPG	Ast	APG	Ace	Digs	DPG	BS	BA	TB	BPG	Pts.	P/M
1991 (Fr.)	35-5	121	167	70	446	.217	1.38	15	.12	59	298	2.46	2	12	14	.12	234.0	43.0
1992 (So.)	29-29	99	256	118	735	.188	2.59	32	.32	45	245	2.47	4	24	28	.28	317.0	85.0
1993 (Jr.)	32-30	112	427	265	1403	.115	3.81	19	.17	60	369	3.29	7	25	32	.29	506.5	44.5
1994 (Sr.)	10-9	34	155	64	383	.238	4.56	8	.24	10	123	3.61	3	8	11	.32	172.0	48.0
TOTALS	108-73	376	1005	517	2967	.164	2.67	74	.20	174	1035	2.75	16	69	85	.27	1229.5	220.5

Katie Zabransky • #8 • MB • 6-2 • Brookfield, Wis. (Brookfield East)

Overall	MP-MS	GP	Kills	Err	Att	Pct.	KPG	Ast	APG	Ace	Digs	DPG	BS	BA	TB	BPG	Pts.	P/M
1990 (RFR.)	33-24	110	177	89	462	.190	1.61	10	.09	16	118	1.07	46	50	96	.87	254.5	99.5
1991 (So.)	35-35	121	341	121	749	.294	2.82	13	.11	20	193	1.60	41	88	129	1.07	446.0	228.0
TOTALS	68-59	231	518	210	1211	.254	2.24	23	.10	36	311	1.35	87	138	225	.97	700.5	327.5

Zabransky redshirted the 1989 season.

Kristin Zastrow • #3 • S • 5-6 • Avon, Colo. (Battle Mountain)


Overall	MP-MS	GP	Kills	Err	Att	Pct.	KPG	Ast	APG	Ace	Digs	DPG	BS	BA	TB	BPG	Pts.	P/M
1987 (Fr.)	26-1	61	1	2	3	-.333	.02	1	.02	4	50	.82	0	0	0	.00	3.0	-11.0
1988 (So.)	23-0	44	0	0	0	0.000	.00	1	.02	0	13	.30	0	0	0	.00	0.0	-5.0
TOTALS	49-1	105	1	2	3	-.333	.01	2	.02	4	63	.60	0	0	0	.00	3.0	-16.0

Austin Zimmerman • #7 • OH/MB • 6-0 • Cheney, Wash. (Lewis and Clark)

Overall	MP-MS	GP	Kills	Err	Att	Pct.	KPG	Ast	APG	Aces	Digs	DPG	BS	BA	TB	BPG	Pts.	P/M
2003-Fr.	31-31	110	195	70	468	.267	1.77	48	0.44	20	217	1.97	8	75	83	0.75	260.5	104.5
2004-So.	28-28	98	198	63	455	.297	2.02	20	0.20	14	186	1.90	8	90	98	1.00	265.0	149.0
2005-JR.	DNP-INJ																	
2006-SR.	25-16	78	148	36	350	.320	1.90	13	0.17	11	48	0.62	11	60	71	0.91	200.0	148.0
TOTALS	84-75	286	541	169	1273	.292	1.89	81	0.28	45	451	1.58	27	225	252	0.88	725.5	401.5

Janine Zumerchik • #2 • MB • 6-2 • Palos Park, Ill. (Carl Sandburg)

Overall	MP-MS	GP	Kills	Err	Att	Pct.	KPG	Ast	APG	Ace	Digs	DPG	BS	BA	TB	BPG	Pts.	P/M
1991 (Fr.)	30-1	64	63	18	126	.357	.98	6	.09	4	46	.72	5	23	28	.44	83.5	39.5
1992 (So.)	31-31	107	312	95	676	.321	2.92	8	.07	8	123	1.15	20	56	76	.71	368.0	219.0
1993 (Jr.)	32-30	109	382	124	835	.309	3.50	8	.07	11	206	1.89	17	51	68	.62	435.5	259.5
1994 (Sr.)	31-29	102	296	94	707	.286	2.90	12	.12	13	255	2.50	11	51	62	.61	345.5	198.5
TOTALS	124-91	382	1053	331	2344	.308	2.76	34	.09	36	630	1.65	53	181	234	.61	1232.5	716.5



Rachel Wacholder



Nicole Vranesh



Staci Wolfe



Austin Zimmerman



Janine Zumerchik

HISTORY

WHERE THE BUFFALO ROAM

Arizona (3) Mesa Jennifer Meeker Flagstaff Rosie Steinhaus Scottsdale Tiffany Jestadt	Santa Clara Saratoga Therese Viñal Anne Marie Cochran Kat Constantine Alison Koepeke Stephanie Salgado	NORTHERN COLORADO Fort Collins Haley Pilkington Sara Villwock Darla DeRuiter Gilcrest Darla DeRuiter SOUTHERN COLORADO Pueblo West Erin Stock WESTERN COLORADO Avon Kristin Zastrow Edwards Sofia Lindroth Frisco Anicia Santos Glenwood Springs Amber Sutherland Pagosa Springs Sara Fredrickson Vail Lara Bossow	Minnesota (1) Luverne Melissa Bollinger
California (39) SOUTHERN CALIFORNIA Bakersfield Mallori Gibson Chino Wendy Van Wyhe Coto de Caza Dana Crary Fountain Valley Kellie Bruce Irvine Stephanie Chiang La Mesa Karrie Downey Laguna Beach Kathleen Bunce Rachel Wacholder Long Beach Ellen Henry Buffy Romero Manhattan Beach Brooke Donahue Shannon Parke Newport Beach Courtney Owens Alex Penewell Melissa Schutz Orange Monique Gerlach Poway Sonja Russell Redondo Beach Devon Dykstra San Diego Shana Bowen Kerra Schroeder Leah Williams Santa Barbara Nicki Brown Tustin Alyssa Valentine NORTHERN CALIFORNIA Aptos Ali Flynn Tegan Lynch Crescent City Jennifer Anderson Galt Lisa Small Los Altos Diane Johnson Kelly Prahm Monica Vesanovic Mountain View Christan Schaefer Lauren Schaefer Heather Sweeney Nipomo Heather Sweeney San Jose Shelly Wolfe Staci Wolfe	Colorado (45) DENVER AREA Arvada Karen Bossi Denise Deluzio Kacey Engel Susan Magda Amber Nu'u Ashley Nu'u Kelsey Spencer Emily Alexis Amy Hulstrom Lydia Blaha Kaitlyn Burkett Jessica Drexler Kelsey English Kristen Karlik Nikki Kinzer Lynsey Mann Kassidi Warnock Jessica Aschenbrenner Meghan Capra Nikki Lindow Kelly Eddy Kelly Masumiya Stacy Metro Richi Bigelow Katie Evanyo Kristine Gira Lisa Soulliere Lucy Stearns Susan Gillette Wendy Callahan Hannah Walker Brenda Bauernfeind Erie Kelly Eddy Golden Kelly Masumiya Highlands Ranch Stacy Metro Lakewood Richi Bigelow Littleton Katie Evanyo Kristine Gira Lisa Soulliere Lucy Stearns Susan Gillette Wendy Callahan Hannah Walker Brenda Bauernfeind EASTERN COLORADO Limon Caitlyn Hubbard Sterling Schylur Edelman Andrea Smith	Hawai'i (2) Honolulu Pi'ikea Dudoit Krislen Morgado Illinois (9) Calumet City Tina Murray Chicago Tracy Seiler Elmhurst Ellen Ribar Flossmore Jennifer Sherlock Glen Ellyn Meghan Barkman Naperville Elizabeth Gower Oak Lawn Michele Kohler Palos Park Janine Zumerchik Wheaton Kirsten Wicks Iowa (1) Bettendorf Ashley VenHorst Kansas (2) Lake Quivira Morgan Tholen Valley Center Kelsey Loop Louisiana (1) Baton Rouge Allie Griffin Michigan (3) East Grand Rapids Alex Buth Holland Melanie NaberPortage Kim Taskey	Nevada (1) Las Vegas Nicole Vranesh Pennsylvania (1) Moon Township Lauren Fanelli Texas (8) Amarillo Drew Hays Sarah Lodge Allison Barnes Kristin Engelking Houston Cory Hayes Leander Becah Fogle Round Rock Michelle Miller The Woodlands Kristin Martell Virginia (2) Leesburg Megan Beckwith Vienna Elysse Richardson Washington (3) Cheney Austin Zimmerman Emumclaw Emilee Sisco Mercer Island Callie Webster Wisconsin (2) Brookfield Katie Zabransky Wauwatosa Nicole Carr Quebec (2) St-Georges Josee Roberge Sylvie Roberge Manitoba (1) St. Andrews Megan Cyr Puerto Rico (1) San Juan Neira Ortiz Ruiz Serbia (1) Vrnjacka Banja Ana Pantovic Spain (1) Barcelona Maragda Santillana

ALL-TIME NUMBERS

— 1 —

Susan Gillette, 1986
Karen Bossi, 1988
Kelly Prahm, 1991-94
Lisa Small, 1997-00
Sara Villwock, 2001
Drew Hays, 2002-03
Lynsey Mann, 2003-05
Emilee Sisco, 2006-08
Kelsey English, 2011

— 2 —

Meghan Capra, 1986-88
Stacy Metro, 1989
Janine Zumerchik, 1991-94
Tegan Lynch, 1995-98
Meghan Barkman, 1999-02
Ashley Nu'u, 2003-06
Schylur Edelman, 2007-09
Ana Pantovic, 2010-SA

— 3 —

Kelly Eddy, 1986
Kristin Zastrow, 1987-88
Stephanie Chiang, 1990-92
Tracy Seiler, 1993-94
Kelly Campbell, 1996-99
Haley Pilkington, 2001
Amber Nu'u, 2003-06
Christan Schaefer, 2007-08
Sofia Lindroth, 2009
Megan Beckwith, 2010-SA

— 4 —

Lucy Stearns, 1986
Tina Murray, 1987-90
Staci Wolfe, 1991-94
Sarah Lodge, 1995-98
Sara Villwock, 2000
Maragda Santillana, 2002-04
Lauren Schaefer, 2005-08
Elysse Richardson, 2010-SA

— 5 —

Kristine Gira, 1986-87
Tiffany Jestadt, 1990-91
Leah Williams, 1992-95
Cory Hayes, 1998-99
Allison Barnes, 2001-04
Dana Crary, 2005
Hannah Walker, 2010-SA

— 6 —

Wendy Callahan, 1987-88
Diane Johnson, 1989-90
Jennifer Anderson, 1993-96
Josee Roberge, 1997-01
Kelly Masumiya, 2002-05
Callie Webster, 2006-08
Kerra Schroeder, 2009-SA

— 7 —

Denise Deluzio, 1986
Darla DeRuiter, 1987-88
Nicole Vranesh, 1990-93
Andria Shaw, 1994
Melissa Schutz, 1995-98
Kim Taskey, 1999-02
Austin Zimmerman, 2003-06
Kristin Martell, 2007-09
Ali Flynn, 2010
Neira Ortiz Ruiz, 2011

— 8 —

Katie Zabransky, 1989-91
Shelly Wolfe, 1994-95
Kristin Engelking, 1996-99
Sara Fredrickson, 2000-02
Alex Buth, 2004-08
Nikki Kinzer, 2009
Richi Bigelow, 2010
Nicki Brown, 2011

— 9 —

Kellie Bruce, 1987
Wendy Van Wyhe, 1988-91
Joyce Ortell, 1995
Sylvie Roberge, 1997-00
Allie Griffin, 2002-05
Kirsten Wicks, 2007-08
Alyssa Valentine, 2010-SA

— 10 —

Melissa Bollinger, 1986
Jennifer Sherlock, 1987-90
Karrie Downey, 1991-94
Kathleen Bunce, 1995-96
Sonja Russell, 1998-01
Nicole Carr, 2002-05
Kelsey Loop, 2003-06
Anicia Santos, 2010-SA

— 11 —

Lisa Soulliere, 1986-89
Tracy Seiler, 1992
Rachel Wacholder, 1993-96
Elizabeth Gower, 1999-02
Lara Bossow, 2003-06
Rosie Steinhaus, 2007-10

— 12 —

Amy Hulstrom, 1986-87
Tiffany Jestadt, 1989
Karrin Borchard, 1992
Tori Martin, 1993
Alison Koepeke, 1994-97
Monica Vesanovic, 2000-03
Amber Sutherland, 2004-08
Morgan Tholen, 2010
Caitlyn Hubbard, 2011

— 13 —

Andi Smith, 1986-87
Jennifer Mason, 1990-91
Shannon Parke, 1992-94
Anne Marie Cochran, 1995
Brooke Donahue, 2001
Krislen Morgado, 2003-05
Jessica Drexler, 2006
Megan Cyr, 2008-09
Jessica Aschenbrenner, 2010-SA

— 14 —

Heather Sweeney, 1992-93
Pi'ikea Dudoit, 2001-02
Ashley VenHorst, 2005-08
Emily Alexis, 2010-SA

— 15 —

Susan Magda, 1986-88
Jennifer Meeker, 1989-91
Sarah McKinney, 1994
Courtney Owens, 1995-98
Monique Gerlach, 2000-03
Devon Dykstra, 2008
Kassidi Warnock, 2009
Nichole Lindow, 2010-SA

— 16 —

Stephanie Salgado, 1987-90
Brenda Bauernfeind, 1993-94
Shana Bowen, 1996-99
Therese Viñal, 2004-07
Melanie Naber, 2008
Ellen Ribar, 2009

— 17 —

Buffy Romero, 1988-91
Kacey Engel, 1992-94
Alex Penewell, 2008-09
Michelle Miller, 2010-SA

— 18 —

Michelle Kohler, 1989-92
Kelsey Spencer, 2011

— 21 —

Kristen Karlik, 2006-07
Lydia Blaha, 2010-SA

— 22 —

Kaitlyn Burkett, 2006-09
Erin Stock, 2011

— 23 —

Ellen Henry, 2007-09
Kat Constantine, 2010

— 77 —

Mallori Gibson, 2005-07

HISTORY



COACH & STAFF HISTORY

Colorado's Coaching Ledger

Season	Head Coach	Record	Conf.	Fin.	Home	Away	Neutral	Postseason Finish
1986	Brad Saindon	6-18	—	(-)	3-4	2-8	1-6	
1987	Brad Saindon	9-20	3-9	(t5)	4-9	3-9	2-2	
1988	Brad Saindon	22-13	8-4	(3)	11-4	6-7	5-2	
1989	Mike McLean	22-11	10-2	(2)	8-4	8-5	6-2	NCAA First Round
1990	Saindon/McLean	20-15	9-3	(2)	9-3	6-8	5-4	WIVC (2-2 Record)
thru Oct. 6	Mike McLean	8-8	1-0		5-1	0-6	3-1	
from Oct. 12	Brad Saindon	12-7	8-3		4-2	6-2	2-3	
1991	Brad Saindon	25-10	10-2	(2)	10-2	7-5	8-3	NCAA First Round
1992	Brad Saindon	22-9	10-2	(2)	10-2	8-5	4-2	NCAA First Round
1993	Brad Saindon	26-6	11-1	(1)	14-0	7-2	5-4	NCAA Sweet 16
1994	Brad Saindon	23-8	10-2	(2)	13-4	7-3	3-1	NCAA Sweet 16
1995	Brad Saindon	17-11	8-4	(2)	10-3	6-6	1-2	NCAA First Round
1996	Brad Saindon	19-10	13-7	(t3)	11-6	8-4	0-0	NCAA Second Round
1997	Pi'i Aiu	22-9	16-4	(t2)	12-2	9-6	1-1	NCAA Sweet 16
1998	Pi'i Aiu	22-8	14-6	(3)	12-4	8-4	2-0	NCAA Second Round
1999	Pi'i Aiu	18-12	12-8	(6)	10-4	7-6	1-2	NCAA First Round
2000	Pi'i Aiu	17-12	12-8	(t5)	8-5	7-6	2-1	NCAA Second Round
2001	Pi'i Aiu	19-11	13-7	(4)	12-2	5-9	2-0	NCAA Second Round
2002	Pi'i Aiu	15-15	9-11	(t7)	8-6	5-7	2-2	
2003	Pi'i Aiu	21-10	13-7	(t3)	10-2	7-6	4-2	NCAA First Round
2004	Pi'i Aiu	14-14	9-11	(t6)	10-5	3-8	1-1	NCAA First Round
2005	Pi'i Aiu	15-13	10-10	(5)	7-6	6-6	2-1	NCAA First Round
2006	Pi'i Aiu	17-12	12-8	(t4)	12-4	5-6	0-2	NCAA Second Round
2007	Pi'i Aiu	6-22	1-19	(t10)	4-9	0-12	2-1	
2008	Pi'i Aiu	13-17	7-13	(t8)	6-7	3-9	4-0	
2009	Liz Kritza	7-22	2-18	(t10)	2-10	2-12	3-0	
2010	Liz Kritza	6-20	3-17	(10)	3-9	1-11	2-0	
Totals		423-328	225-183		219-116	136-170	68-40	
Brad Saindon (1986-'88; '90-'96)		181-112	81-34		90-36	60-51	31-25	6 NCAA's/2 Sweet 16's
Mike McLean (1989-'90)		30-19	11-2		13-5	8-11	9-3	1 NCAA Appearance
Pi'i Aiu (1997-2008)		199-155	128-112		111-104	65-85	23-13	9 NCAA's
Liz Kritza (2009-SA)		13-42	5-35		5-19	3-23	5-0	

All-Time Assistant Coaches

Jim Miret	1986-87
Liz Bitzer (Graduate Assistant)	1987
Mike McLean	1988
Pi'i Aiu	1989-96
Kim Jadg	1992
Janine Gremmell Smith	1993
Katie Zabransky	1994-95
Meg Fitzgerald	1996
Carrie Busteed	1997-99
Robyn Read	1997-00
Jil Thomason	2000-08
Ricci Luyties	2001-03
Erik Sullivan	2004-07
Ashley Nu'u (Student Assistant)	2007
Stevie Mussie	2008
Tom Hogan	2009-SA
Meg Henincan	2009-10
Leonid Yelin	2011-SA

All-Time Trainers

Terri Brown	1989
Terri DiNardo	1990
Tami Smith	1991
Mary McLendon	1992
Krissy Warren	1993-94
Marci Roschke	1997-99
Suzanne Mull	2000
Ellen Marks	2001-03
Matt Stoneberg	2004
Kristi Davidson	2005-06
Melisa Fazio	2007-10
Nicole Makris	2011-SA

All-Time SIDs

Becky Yahn	1986-89
Doug Strauss	1990-93
Jenny Converse	1994
Scott McDuffee	1995
Preston English	1996
Steve Roogow	1997
Curtis Snyder	1998-99, 2001-02
Colleen Reilly Krueger	2000
Kacey Kingry	2002
Troy Andre	2003-04
Linda Poncin Sprouse	2005-SA

All-Time Managers

Pi'i Aiu	1986-88
Winnie Adams	1991
Jen Mason	1994
Juan Pantoja	1997-98
Jenny Klatt	1999
LV Hanson	2000-01
Jake Loskutoff	2002
Chris Payne	2003
Amanda Matus	2005

All-Time Strength Coaches

Scott Asano	1999-02
Sarah Ramey	2003-06
James Hardy	2007-SA

All-Time Technical Coordinators

Erich Otto	2009
Jesse Sultzer	2010

All-Time Volunteer Coaches

Gary Osborne	2000-03
Barry Janzen	2003
Jim Christianson	2004-05
Erich Otto	2006-09
James Beasley	2010
Jenni Benningfield	2011

All-Time Coaches Statisticians

Ben Elder	2000-03
-----------	---------

All-Time Administrative Assistants

Joan Cobb	1994-96
Cathy Olson	1997
Candy Parkhurst	1998-01
Michelle Rangel	2002-06

All-Time Equipment Managers

Tracy Brown	1994-96
Tim Horton	1997-05
Eric Smith	2006
Molly Bachand	2007
David Adamczyk	2008-10
Brendon Smith	2011-SA

All-Time Ticket Managers

Larry Warden	1993-97
Caroline Fenton	1998
Ken Klingler	1999-00
Dan Fitzstephens	2001-04
Graham Brown	2005-08
Kim Pabst	2008-10
TBA	2011

All-Time Academic Counselors

Sherrice King	1997-00
Beth Wellik	2001-05
Hope Williams	2006
Mindy Sclaro	2007-SA

All-Time Director of Operations

Josi Carlson	2009-10
Jesse Sultzer	2011-SA



CU Volleyball's first three head coaches. Mike McClean (left), Brad Saindon (center) and Pi'i Aiu (right).

Aiu's Check List

- All-time Winningest Coach at CU
- 1997 Big 12 Coach of the Year
- 1997 District V Coach of the Year
- 199-154 Career Record (.564)
- 111-56 Home Record (.665)
- 58 Academic All-Conference Honors
- 24 All-Conference Honors
- 28 Wins Over Ranked Teams
- 9 NCAA Tournament Appearances

HISTORY



REGIONAL/NATIONAL AWARDS

All-American

- Second Team** (*Volleyball Magazine*)
 1999 Kelly Campbell
- Third Team** (*AVCA*)
 2006 Ashley Nu'u
- Third Team** (*Volleyball Magazine*)
 1998 Kelly Campbell
- Honorable Mention** (*Asics/Volleyball Magazine*)
 2006 Ashley Nu'u
- Honorable Mention** (*AVCA*)
 2005 Allie Griffin
 2004 Allie Griffin
 2003 Monique Gerlach
- Honorable Mention** (*Volleyball Magazine*)
 1989 Tina Murray
- Freshman All-American** (*Volleyball Magazine*)
 1996 Kelly Campbell

Academic All-American

- First Team** (*CoSIDA*)
 1999 Kelly Campbell
- Second Team** (*CoSIDA*)
 2002 Elizabeth Gower

Academic All-Region/District

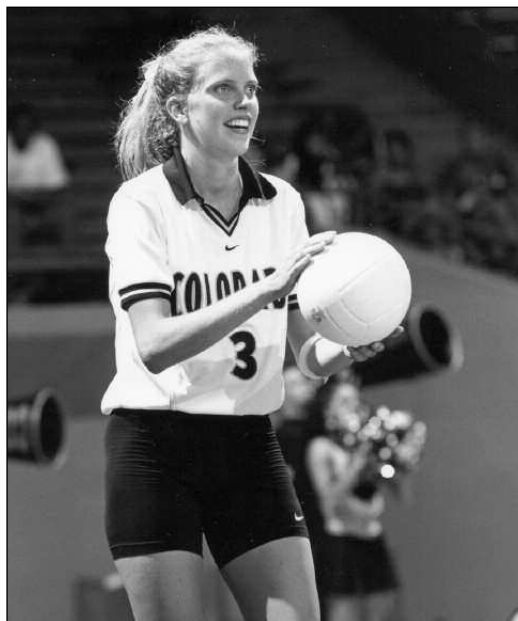
- First Team** (*District VII*)
 2002 Elizabeth Gower
 2002 Kim Taskey
 1999 Kelly Campbell
 1990 Jennifer Sherlock
- Second Team** (*District VII*)
 2000 Elizabeth Gower

Region/District Coach of the Year

- Coach of the Year** (*District VII*)
 1997 Pi'i Aiu

All-Region/District

- First Team** (*All-Central Region*)
 2006 Ashley Nu'u
 2005 Allie Griffin
 2004 Allie Griffin
 2003 Monique Gerlach
 2002 Monique Gerlach
 2001 Elizabeth Gower & Meghan Barkman
 2000 Elizabeth Gower
- Honorable Mention** (*All-Central Region*)
 2005 Ashley Nu'u
- First Team** (*All-District V*)
 1999 Kelly Campbell
 1998 Kelly Campbell
 1997 Sarah Lodge
 1995 Leah Williams
- First Team** (*All-Mideast Region*)
 1994 Karrie Downey
 1993 Karrie Downey & Nicole Vranesh
 1992 Nicole Vranesh
- Second Team** (*All-Mideast Region*)
 1994 Leah Williams
 1993 Janine Zumerchik



A two-time All-American and All-Region pick, Kelly Campbell holds the NCAA Division I record for assist average at 14.45 per game.

National Player of the Week

- Player of the Week** (*AVCA*)
 Nov. 13, 2006 Ashley Nu'u
 Nov. 8, 1999 Kelly Campbell
 Oct. 13, 1997 Sarah Lodge
- Player of the Week** (*CVU.com*)
 Oct. 18, 2005 Allie Griffin

RECORDS



CONFERENCE HONORS

Speciality Awards

Chick-Fil-A Community of Champions (Big 12)
 2009 Kaitlyn Burkett
 2008 Alex Buth

Big 12 Good Works Team
 2007 Alex Buth
 2006 Therese Vinal

Pre-season Freshman of the Year (Big 12)
 2003 Ashley Nu'u

Community Outreach Award (Big 12)
 2000-01 Kim Taskey

Newcomer of the Year (Big 12)
 1996 Sarah Lodge

Backcourt Specialist of the Year (Big Eight)
 1994 Shannon Parke
 1991 Stephanie Chiang

All-Conference

First Team (All-Big 12)
 2006 Ashley Nu'u
 2005 Allie Griffin
 2004 Allie Griffin
 2003 Monique Gerlach
 2002 Monique Gerlach
 2001 Elizabeth Gower & Meghan Barkman
 2000 Elizabeth Gower
 1999 Kelly Campbell & Kristin Engelking
 1998 Kelly Campbell & Tegan Lynch
 1997 Kelly Campbell & Sarah Lodge
 1996 Kelly Campbell & Rachel Wacholder

First Team (All-Big Eight)
 1995 Leah Williams
 1994 Karrie Downey & Leah Williams
 1993 Karrie Downey & Nicole Vranesh
 1992 Nicole Vranesh
 1991 Nicole Vranesh, Wendy Van Wyhe
 1990 Tiffany Jestadt
 1989 Tina Murray, Lisa Soulliere
 1988 Stephanie Salgado

Second Team (All-Big Eight)
 1995 Rachel Wacholder
 1994 Rachel Wacholder & Janine Zumerchik
 1993 Staci Wolfe & Janine Zumerchik
 1992 Michele Kohler & Janine Zumerchik
 1991 Katie Zabransky
 1990 Tina Murray
 1988 Susan Magda, Tina Murray & Lisa Soulliere
 1987 Lisa Soulliere

Honorable Mention (All-Big 12)
 2006 Lauren Schaefer
 2006 Amber Sutherland
 2005 Ashley Nu'u
 2004 Ashley Nu'u
 2001 Monique Gerlach
 2000 Meghan Barkman
 1998 Sarah Lodge & Courtney Owens
 1997 Alison Koepke

Honorable Mention (All-Big Eight)
 1991 Karrie Downey
 1988 Jennifer Sherlock
 1987 Tina Murray

Receiving Votes (All-Big 12)
 2000 Sonja Russell
 1999 Sonja Russell

Academic All-Conference

First Team (Big 12)
 2010 Rosie Steinhaus
 2009 Rosie Steinhaus
 2008 Alex Buth
 2007 Alex Buth, Therese Vinal
 2006 Alex Buth, Austin Zimmerman
 2005 Alex Buth, Nicole Carr, Lynsey Mann, Therese Vinal
 2004 Allison Barnes, Nicole Carr
 2003 Allison Barnes, Nicole Carr, Monique Gerlach
 2002 Allison Barnes, Sara Fredrickson, Monique Gerlach, Elizabeth Gower, Kim Taskey, Monica Vesanovic
 2001 Meghan Barkman, Sara Fredrickson, Monique Gerlach, Elizabeth Gower, Sonja Russell, Kim Taskey, Sara Villwock
 2000 Fredrickson, Gower, Taskey
 1999 Kelly Campbell, Kristin Engelking
 1998 Campbell, Engelking, Sarah Lodge, Tegan Lynch, Melissa Schutz
 1997 Campbell, Lodge, Lynch, Schutz
 1996 Campbell, Engelking, Alison Koepke, Schutz

Second Team (Big 12)
 2010 Kerra Schroeder
 2009 Kaitlyn Burkett
 2008 Kaitlyn Burkett, Lauren Schaefer, Amber Sutherland, Ashley VenHorst
 2007 Kaitlyn Burkett, Kristen Karlik, Lauren Schaefer
 2003 Monica Vesanovic
 2002 Meghan Barkman

First Team (Big Eight)
 1995 Leah Williams
 1994 Brenda Bauernfeind
 1993 Shannon Parke
 1992 Michele Kohler, Nicole Vranesh
 1991 Vranesh, Wendy Van Wyhe, Katie Zabransky
 1990 Tiffany Jestadt, Jennifer Sherlock, Van Wyhe
 1988 Wendy Callahan, Sherlock

Second Team (Big Eight)
 1995 Rachel Wacholder
 1994 Karrie Downey
 1992 Kelly Prahm
 1990 Stephanie Salgado, Zabransky
 1988 Darla DeRuiter, Lisa Soulliere

Honorable Mention (Big 12)
 2001 Josee Roberge
 2000 Barkman, Russell, Lisa Small
 1999 Russell, Small
 1997 Engelking, Koepke
 1996 Lodge, Lynch

Conference Coach of the Year

Coach of the Year (Big 12) 1997 Pi'i Aiu
Coach of the Year (Big Eight) 1988, 1992 & 1993 Brad Saindon

Conference Player of the Week

Player of the Week (Big 12)
 10/18/11 Kerra Schroeder (Offensive)
 9/27/11 Alyssa Valentine (Rookie)
 11/3/08 Callie Webster (Defensive)
 10/8/07 Callie Webster (Defensive)
 9/18/06 Amber Sutherland
 11/13/06 Ashley Nu'u
 10/31/05 Ashley Nu'u
 11/24/03 Nicole Carr
 9/16/02 Monique Gerlach
 10/15/01; 10/8/01 Sara Villwock
 11/15/99; 11/8/99; 10/11/98; 11/3/97 Kelly Campbell
 12/1/97; 10/13/97 Sarah Lodge

Player of the Week (Big Eight)
 9/15/95 Leah Williams
 11/5/94 Karrie Downey
 10/17/94 Rachel Wacholder
 9/6/93 Nicole Vranesh
 11/3/92 Janine Zumerchik
 10/14/91 Wendy Van Wyhe
 10/22/90 Tiffany Jestadt
 9/19/89; 9/5/89 Tina Murray
 11/9/88 Lisa Soulliere
 10/31/88 Stephanie Salgado
 9/19/88 Jennifer Sherlock

RECORDS



SCHOOL HONORS

Honor Rolls

Commissoner's Honor Roll (Big 12)

(Given each semester for a 3.0 GPA or higher)

Emily Alexis	f10, s11
Jessica Aschenbrenner	f10, s11
Meghan Barkman	s00, f00, s01, f01, f02, s03
Allison Barnes	f01, s02, f02, s03, f03, s04
Megan Beckwith	f10, s11
Richi Bigelow	f10, s11
Shana Bowen	s00
Kaitlyn Burkett	f07, s08, f08, s09, f09
Kathleen Bunce	f96, s97
Alex Buth	f04, s05, f05, s06, f05, s06, f06, s07, f07, s08, f08
Kelly Campbell	f96, s97, f97, s98, f98, s99, f99, s00
Nicole Carr	f02, s03, f03, s04, f04, s05, f05, s06
Dana Crary	f05, s06
Megan Cyr	f08, s09, f09
Kristin Engelking	f96, s97, s98, f98, s99, f99, s00
Katie Evanyo	f09
Sara Fredrickson	s00, f00, s01, s02, f02, s03
Monique Gerlach	s01, f01, f02, s03, f03, s04
Mallori Gibson	f05
Elizabeth Gower	f99, s00, f00, s01, f01, s02
Allie Griffin	s04, s06
Cory Hayes	s99, s00
Drew Hays	s03
Kristen Karlik	s06, s07
Alison Koepke	f96, s97, s98
Sarah Lodge	f96, s97, s98, s99
Tegan Lynch	f96, s97, f97, s98, f98, s99
Lynsey Mann	s04, f04, s05, s06
Kelly Masumiya	s03, f03, f05
Krislen Morgado	s05, f05
Amber Nu'u	f05, s07
Courtney Owens	f98, s99
Ana Pantovic	f10, s11
Alex Penewell	f08
Ellen Ribar	f09
Elysse Richardson	f10, s11
Josee Roberge	f97, s00, f00, s01
Sylvie Roberge	s99, f00, s01
Sonja Russell	f00, s01, f01, s02, s03
Maragda Santillana	s02, s05
Anicia Santos	s10, f10, s11

Christan Schaefer	f08, s09
Lauren Schaefer	f05, s07, f07, s09
Melissa Schutz	f96, s97, f97, s98, f98, s99
Kerra Schroeder	f09, s10
Emilee Sisco	s06
Lisa Small	s98, f98, s99, s00, f00, s01
Rosie Steinhaus	f07, s08, f08, s09, f09, s10
Amber Sutherland	s07, f08
Kim Taskey	f99, s00, f00, s01, f01, s02, f02, s03
Alyssa Valentine	f10, s11
Ashley VenHorst	f05, s06, f08, s09, f09
Monica Vesanovic	f00, f01, s02, f02, s03, f03, s04
Sara Villwock	f00, s01
Therese Viñal	f04, s05, f05, s06, f05, s06, f06, s07, f07, s08
Hannah Walker	f10, s11
Kassidi Warnock	f09
Callie Webster	s09
Kirsten Wicks	f07, f08, s09
Austin Zimmerman	s05, f05, s06, f05, s06, f06, s07

Big Eight Honor Roll (Big Eight)

(Given each year for a 3.0 GPA or higher)

Brenda Bauernfeind	1994
Wendy Callahan	1987
Karrie Downey	1992 & 1994
Kacey Engel	1992 & 1993
Tiffany Jestadt	1988
Alison Koepke	1995
Michele Kohler	1989, 1990 & 1991
Susan Gillette	1986
Sarah Lodge	1995
Tegan Lynch	1995
Stacy Metro	1988
Shannon Parke	1991 & 1993
Kelly Prahm	1991 & 1992
Buffy Romero	1989
Stephanie Salgado	1988 & 1989
Melissa Schutz	1995
Jennifer Sherlock	1987, 1988 & 1989
Andrea Smith	1986 & 1987
Nicole Vranesh	1990
Wendy Van Wyhe	1988, 1989, 1990
Staci Wolfe	1991
Katie Zabransky	1990

Big 12 Post Graduate Scholarship

2003-04 Kim Taskey

Miscellaneous CU Awards

CU Athlete of the Year

2003	Monique Gerlach
1996	Leah Williams
1995	Karrie Downey
1990	Tina Murray
1989	Lisa Soulliere

CU Career Athletic Achievement

2000 Kelly Campbell

CU Female Scholar-Athletes of the Year

(Highest GPA throughout career of all student-athletes)

1991	Wendy Van Wyhe
1989	Lisa Soulliere

McAllister Scholar Award

(Awarded to those who show leadership and skills for CU and the community)

2000-01	Meghan Barkman
2000-01	Kim Taskey

Clancy A. Herbest Student Achievement Award

(Awarded to those who overcome adversity to excel both on and off the court)

2000-01	Sonja Russell
---------	---------------

CU Weekly & Monthly Honors

Athlete of the Month

(Colorado Volleyball)

November, 2001; September, 2001	Monique Gelach
October, 2001	Sara Villwock

Athlete of the Week

(Colorado)

4 Time Winners

Lisa Soulliere

3 Time Winners

Alex Buth
Kelly Campbell
Karrie Downey
Sarah Lodge
Tina Murray
Ashley Nu'u
Kerra Schroeder
Nicole Vranesh
Rachel Wacholder

2 Time Winners

Nicole Carr
Alison Koepke
Michele Kohler
Tegan Lynch
Rosie Steinhaus

1 Time Winners

Melissa Bollinger
Becah Fogle
Monique Gerlach
Mallori Gibson
Allie Griffin
Tiffany Jestadt

Susan Magda
Courtney Owens
Stephanie Salgado
Maragda Santillana
Lauren Schaefer
Melissa Schutz
Emilee Sisco
Amber Sutherland
Kim Taskey
Callie Webster
Leah Williams
Katie Zabransky
Janine Zumerchik

4.0 Club Members

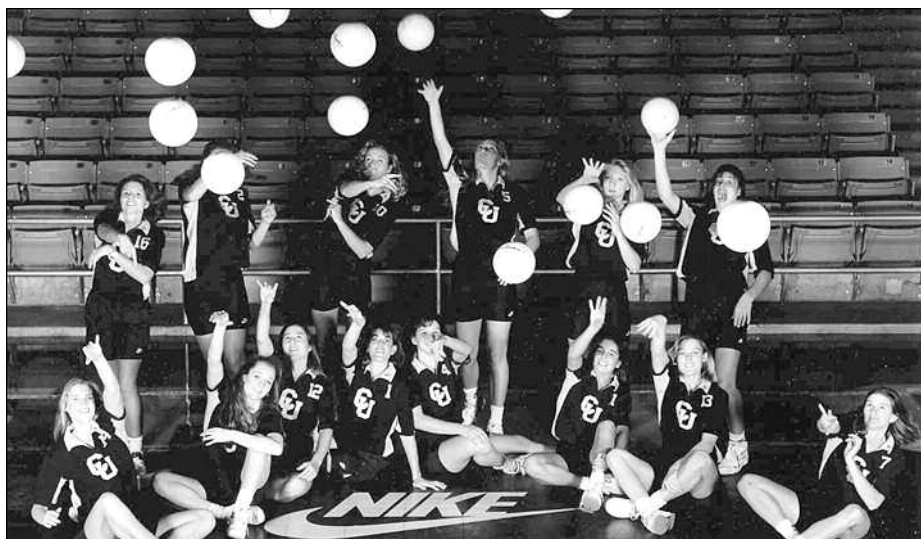
(Players who have achieved a 4.0 in a semester since 1995)

Fall 1998 & Spring 1999	Melissa Schutz
Fall 1999	Kelly Campbell
Fall 1999, Fall 2001, Fall 2002 & Spring 2003	Elizabeth Gower
Spring 2000 & Spring 2001	Kim Taskey
Spring 2002	Maragda Santillana

RECORDS



BIG EIGHT CONFERENCE CHAMPS



The Buffs 1993 Big Eight Championship Team

Standing (L to R): Brenda Bauernfeind, Janine Zumerchik, Karrie Downey, Leah Williams, Tracy Seiler, Kacey Engel, Sitting (L to R): Heather Sweeney, Jennifer Anderson, Tori Martin, Staci Wolfe, Rachel Wacholder, Shannon Parke, Nicole Vranesh.



Karrie Downey, Rachel Wacholder and Leah Williams

1993 Big Eight Champions

The 1993 University of Colorado volleyball team had set very lofty goals. They wanted to win the Big Eight regular season championship, repeat as Big Eight Tournament Champions, win all of their home matches and reach the Final Four of the NCAA Tournament.

Well, three for four isn't bad, especially given what the Buffs were up against.

The Buffs finished the season 26-6, still their best-ever record, and breezed through Big Eight play with an 11-1 record, winning their first-ever conference championship. Not bad given the fact in the 17-year history of Big Eight volleyball, the Buffs became just the second team to win a conference title behind Nebraska.

Wanting to validate both what they did in the regular season and what they did in the 1992 Big Eight Tournament, the Buffs then repeated as conference tournament champions. Going back to the 1992 conference tournament, Nebraska had only lost six times to conference opponents in its history, and the Buffs had just beat them for the third time in four outings for the tournament title.

The Buffs advanced to the NCAA tournament for the fourth time, and although they didn't reach the coveted Final Four, they did win the program's first-ever NCAA Tournament match, a three-game win over Illinois.

Nicole Vranesh and Karrie Downey (first-team) and Janine Zumerchik (second-team) all garnered all-District honors in 1993 and they were joined on the all-Big Eight team by Staci Wolfe.

Vranesh would leave as the Big Eight's all-time leading setter and one of its best competitors as she missed just one game in her last three years. That's one game, not match.

CU's Big Eight Tourney Champs

THE 1992 BIG EIGHT TOURNAMENT

The Buffs in 1992 did what nobody thought possible. In a conference tournament dominated by Nebraska, the Buffs went in and showed the country what CU volleyball was quickly becoming.

The Buffs finished 10-2 in the Big Eight regular season, losing to the Cornhuskers twice, and after beating Iowa State 15-9, 15-6, 15-6 in the first round, the showdown was on. The Buffs went in the match 0-15 lifetime against the Huskers and, in fact, they had lost only six matches in their history to a conference team.

It was a hard-fought 16-14, 15-11, 9-15, 15-8 win for the Buffs, who were paced by senior Michele Kohler (23 kills, 17 digs) and sophomore Karrie Downey (22 kills, 18 digs). Lots of other young Buffs had impressive matches, as well, with sophomores Staci Wolfe (15 kills, 21 digs) and Janine Zumerchik (13 kills, three blocks) and junior Nicole Vranesh (67 assists, 16 digs) doing most of the damage.

THE 1993 BIG EIGHT TOURNAMENT

After winning their first-ever Conference Championship in 1993, the Buffs came back and extended their conference tournament winning streak to four matches, as they proved they were, indeed, the best team in the Big Eight in 1993.

They finished the regular season 11-1, and after yet another first round defeat of Iowa State, this time 7-15, 15-8, 15-10, 15-7, the Buffs came back and had to go through the feared Huskers for their second straight tournament victory.

The match was close throughout, as the 7-15, 15-10, 9-15, 15-13, 15-11 score was a good indicator of this close match. Junior Karrie Downey led the attack with 25 kills and 27 digs, while sophomore Leah Williams had 14 kills and hit .345. Staci Wolfe finished off a solid tournament with 11 kills as did Janine Zumerchik. Freshman Rachel Wacholder chipped in 10 kills and 14 digs and senior Nicole Vranesh had 59 assists and 17 digs.

RECORDS



NCAA HISTORY

RECORDS

Breakdown

Appearances	15
Consecutive	11 (1991-01)
Record	8-15
Home	5-0
Neutral	3-3
Away	0-12
First Round	5-8
Times Had First Round Bye	2
Second Round	3-4
Sweet 16	0-3
Three Game Matches	4-8
In Four Games	3-3
In Five Games	1-4

1989

1st Round • Dec. 2
Minnesota @ Minneapolis, Minn.

L 0-3 11-15, 14-16, 11-15

1991

1st Round • Dec. 7
Penn State @ University Park, Pa.

L 2-3 15-8, 15-10, 11-15, 6-15, 11-15

1992

1st Round • Dec. 3
Nebraska @ Lincoln, Neb.

L 1-3 11-15, 8-15, 15-8, 17-19

1993

2nd Round • Dec. 5
Illinois @ Boulder, Colo.

W 3-0 15-7, 15-5, 15-10

Sweet 16 • Dec. 9
Penn State @ Minneapolis, Minn.

L 2-3 15-9, 14-16, 18-16, 8-15, 7-15

1994

2nd Round • Dec. 4
Northern Iowa @ Boulder, Colo.

W 3-1 14-16, 15-13, 15-9, 15-12

Sweet 16 • Dec. 9
Nebraska @ Lincoln, Neb.

L 0-3 11-15, 7-15, 5-15

1995

1st Round • Dec. 5
Northern Iowa @ Cedar Falls, Iowa

L 0-3 11-15, 14-16, 11-15

1996

1st Round • Dec. 4
Oral Roberts @ Boulder, Colo.

W 3-1 15-9, 13-15, 15-7, 15-12

2nd Round • Dec. 8
Stanford @ Stanford, Calif.

L 0-3 12-15, 11-15, 12-15

1997

1st Round • Dec. 6
Tennessee Tech @ Boulder, Colo.

W 3-0 15-4, 15-3, 15-7

2nd Round • Dec. 7
Oral Roberts @ Boulder, Colo.

W 3-2 13-15, 15-10, 14-16, 15-6, 15-12

Sweet 16 • Dec. 12
Stanford @ Stanford, Calif.

L 0-3 7-15, 3-15, 1-15

1998

1st Round • Dec. 4
San Jose State @ Champaign, Ill.

W 3-0 15-12, 15-9, 15-9

2nd Round • Dec. 5
Illinois @ Champaign, Ill.

L 0-3 12-15, 11-15, 14-16

1999

1st Round • Dec. 4
Utah @ Honolulu, Hawai'i

L 0-3 10-15, 6-15, 15-17

2000

1st Round • Dec. 1
Georgia Tech @ Fort Collins, Colo.

W 3-1 11-15, 15-5, 16-14, 15-10

2nd Round • Dec. 2
Colorado State @ Fort Collins, Colo.

L 2-3 11-15, 15-10, 15-10, 6-15, 10-15

2001

1st Round • Nov. 30
American @ Fort Collins, Colo.

W 3-0 30-25, 30-22, 30-22

2nd Round • Dec. 1
Colorado State @ Fort Collins, Colo.

L 2-3 30-28, 17-30, 21-30, 33-31, 14-16

2003

1st Round • Dec. 5
Michigan @ Berkeley, Calif.

L 0-3 22-30, 22-30, 11-30

2004

1st Round • Dec. 2
Hawai'i @ Fort Collins, Colo.

L 1-3 30-24, 22-30, 20-30, 24-30

2005

1st Round • Dec. 2
Colorado State @ Fort Collins, Colo.

L 1-3 30-26, 24-30, 19-30, 27-30


2006

1st Round • Nov. 30
New Mexico State @ Boulder, Colo.

W 3-0 30-24, 30-20, 34-32

2nd Round • Dec. 1
Washington @ Boulder, Colo.

L 1-3 15-30, 30-22, 26-30, 24-30



The Buffs have made a habit out of playing in the NCAA Tournament. They have been invited to the tournament 16 out of the last 22 years. The Buffs have also hosted a tournament five times and advanced to the Sweet 16 three times.

Above, Elizabeth Gower runs the offense in the first round of the 2000 NCAA Tournament against Georgia Tech.



INDIVIDUAL RECORDS

SERVICE

Most Seasons Played

Career	40 Players Tied With4
	First: Three Players From 1987-90	
	Last: Kaitlyn Burkett, 2006-09	

Most Matches Played

Career	Michele Kohler, 1989-92133
Conf. Car.	Kelly Campbell, 1996-9980
	Nicole Carr, 2002-0580
	Ashley Nu'u, 2003-0678
	Three Players Tied With, 1995-9872
	Lara Bossow, 2003-0665
	Rachel Wacholder, 1993-9656
	Rosie Steinhaus, 2007-1050
	Allie Griffin, 2002-0548
	Three Players Tied With, before 199548

(All Individuals who played in every possible conference match)

Season	Thirteen Players Tied With35
	First: Six Players In 1988	
	Last: Five Players In 1991	

Highest Percentage, Matches Played

Career	Seven Players Tied With1.000
	First: Lisa Soulliere (97/97), 1987-89	
	Last: Nicole Carr (117/117), 2002-06	

Most Consecutive Matches Played

Career	Tina Murray, 9/2/87 – 11/30/90132
--------	--------------------------------	----------

Most Matches Started

Career	Tina Murray, 1987-90129
Season	Seven Players Tied With35
	First: Three Players In 1988	
	Last: Four Players In 1991	

Highest Percentage, Matches Started

Career	Kelly Campbell (120/120), 1996-991.000
	Elizabeth Gower (119/119), 1999-021.000

Most Consecutive Matches Started

Career	Kelly Campbell, 8/30/96 – 12/2/99120
--------	-----------------------------------	----------

Most Games Played

Career	Tina Murray, 1987-90460
Conf. Car.	Kelly Campbell, 1996-99292
Season	Nicole Vranesh, 1991126
Conf. Sea.	Four Tied With In 200582

Highest Percentage, Games Played

Career	Kelly Campbell (120/120), 1996-991.000
Season	32 Players Tied With1.000
	First: Four Players in 1986 (79/79)	
	Last: Three Players in 2005 (110/110)	

Most Consecutive Games Played

Career	Elizabeth Gower, 1999-02432
--------	--------------------------	----------

POINTS

Most Points Responsible For

Career	Karrie Downey, 1991-942,099.0
Season	Karrie Downey, 1993584.5
3-Game	Sonja Russell vs. A&M, 11/1/0026.5
	Amber Sutherland vs. TTU, 10/21/0626.5
4-Game	Karrie Downey vs. KU, 11/15/9135.0
5-Game	Sarah Lodge @ OU, 11/2/9641.0

PLUS-MINUS

Highest Plus-Minus

Career	Monique Gerlach, 2000-031,069.5
Season	Lisa Soulliere, 1989329.5

KILLS

Most Kills

Career	Karrie Downey, 1991-941,790
Conf. Car.	Sarah Lodge, 1995-981,010
LS, Car.	Karrie Downey, 1991-941,790
RS, Car.	Allie Griffin, 2002-061,283
MB, Car.	Monique Gerlach, 2000-031,427
S, Car.	Elizabeth Gower, 1999-01625
Season	Sarah Lodge, 1997528
Conf. Sea.	Allie Griffin, 2005361
Fr., Sea.	Karrie Downey, 1991440
So., Sea.	Sonja Russell, 1999427
Jr., Sea.	Sarah Lodge, 1997528
Sr., Sea.	Allie Griffin, 2005486
LS, Sea.	Sarah Lodge, 1997528
RS, Sea.	Allie Griffin, 2005486
MB, Sea.	Monique Gerlach, 2002419
S, Sea.	Elizabeth Gower, 2001214
3-Game	Rachel Wacholder vs. BU, 11/22/9624
	Sarah Lodge vs. ND, 9/6/9824
	Sonja Russell vs. A&M, 11/1/0024
	Amber Sutherland vs. TTU, 10/21/0624
4-Game	Staci Wolfe vs. A&M, 9/18/9431
5-Game	Sarah Lodge vs. UT, 11/28/9740
Fr., Mtch.	Karrie Downey vs. PSU, 12/7/9134
So., Mtch.	Sarah Lodge @ OU, 11/2/9636
Jr., Mtch.	Sarah Lodge vs. UT, 11/28/9740
Sr., Mtch.	Rachel Wacholder @ OU, 11/2/9632
LS, Mtch.	Sarah Lodge vs. UT, 11/28/9740
RS, Mtch.	Allie Griffin vs. KSU, 10/12/0529
MB, Mtch.	Kristin Engelking vs. BU, 9/11/9928
S, Mtch.	Kelly Campbell @ KSU, 11/27/9818

Highest Average, Kills Per Game

Career	Karrie Downey, 1991-944.11
Conf. Car.	Karrie Downey, 1991-944.09
LS, Car.	Karrie Downey, 1991-944.11
RS, Car.	Allie Griffin, 2002-063.72
MB, Car.	Monique Gerlach, 2000-023.55
S, Car.	Elizabeth Gower, 1999-011.94
Season	Sarah Lodge, 19974.80
Conf. Sea.	Sarah Lodge, 19975.20
Fr., Sea.	Karrie Downey, 19913.86
So., Sea.	Sarah Lodge, 19964.43
Jr., Sea.	Sarah Lodge, 19974.80
Sr., Sea.	Allie Griffin, 20054.58
LS, Sea.	Sarah Lodge, 19974.80
RS, Sea.	Allie Griffin, 20054.58
MB, Sea.	Monique Gerlach, 20023.77
S, Sea.	Elizabeth Gower, 20011.96

Most Matches With ## Kills

10, Car.	Karrie Downey, 1991-94101
10, Sea.	Karrie Downey, 199328
10, Cons.	Allie Griffin, 11/7/04 – 11/19/0528
15, Cons.	Rachel Wacholder, 9/30/95 – 10/18/956
	Courtney Owens, 10/9/98 – 10/24/986
	Sonja Russell, 10/18/00 – 11/8/006
	Allie Griffin, 9/9/05-9/24/066
	Allie Griffin, 10/1/05-10/22/056
	Amber Sutherland, 10/18/06-11/4/066
20, Car.	Karrie Downey, 1991-9421
20, Sea.	Karrie Downey, 19949
	Rachel Wacholder, 19959
30, Car.	Sarah Lodge, 1995-983
30, Sea.	Sarah Lodge, 19972
40, Car.	Sarah Lodge, 1995-981

Most Matches, Led Buffs In Kills

Career	Karrie Downey, 1991-9470
Season	Susan Magda, 198821

Most Seasons, Led Buffs In Kills

Career	Karrie Downey, 1991-944
--------	------------------------	--------

Most Kills, Duo

Career	K. Downey & J. Zumerchik, 1991-942,843
Season	K. Downey & St. Wolfe, 1993928
Match	Lodge (36) & Wacholder (32) vs. OU, 11/2/9668

Most Kills, Trio

Career	Downey, Zumerchik & St. Wolfe, 1991-943,848
Season	Downey, Zumerchik & St. Wolfe, 19931,310

Most Kills, Quartet


Career	Lodge, Lynch, Owens & Schutz, 1995-984,193
Season	Downey, Zumerchik, St. Wolfe & Williams, 19931,537

Most Seasons, ### Kills

300	Karrie Downey, 1991-944
400	Karrie Downey, 1991, 1993-943
500	Karrie Downey, 19931
	Sarah Lodge, 19971

Most Seasons, ##.# Kills Per Game

2.5	Karrie Downey, 1991-944
	Sarah Lodge, 1995-984
	Monique Gerlach, 2000-034
4.0	Karrie Downey, 1993-942
	Rachel Wacholder, 1995-962
	Sarah Lodge, 1996-972



Michele Kohler is CU's all-time leader in matches played with 133.

RECORDS



INDIVIDUAL RECORDS

DIGS

Career	Karrie Downey, 1991-94	1,540
Conf. Car.	Sonja Russell, 1998-01	914
LS, Car.	Karrie Downey, 1991-94	1,540
RS, Car.	Tegan Lynch, 1995-98	1,216
MB, Car.	Leah Williams, 1992-95	821
S, Car.	Nicole Vranesh, 1990-93	1,248
Season	Tina Murray, 1989	490
Conf. Sea.	Callie Webster, 2007	352

Fr., Sea.	Megan Beckwith, 2010	401
So., Sea.	Michele Kohler, 1990	416
Jr., Sea.	Callie Webster	466
Sr., Sea.	Tina Murray, 1990	490
LS, Sea.	Tina Murray, 1990	490
RS, Sea.	Tegan Lynch, 1998	378
MB, Sea.	Leah Williams, 1994	282
S, Sea.	Nicole Vranesh, 1993	358
3-Game	Tina Murray vs. SJSU, 9/8/89	24
4-Game	Karrie Downey @ ISU, 11/5/94	41
5-Game	Rachel Wacholder vs. Ga.Tech, 9/3/95	34

Fr., Mtch.	Megan Beckwith vs. Montana, 9/4/10	30
	Michele Kohler vs. UT, 9/3/89	28
	Staci Wolfe @ Port., 8/30/91	28
	Staci Wolfe vs. KU, 11/15/91	28
	Elizabeth Gower vs. UT, 11/20/99	28
So., Mtch.	Michele Kohler vs. UT, 9/3/89	34
Jr., Mtch.	Rachel Wacholder vs. ISU, 11/24/95	40
Sr., Mtch.	Karrie Downey @ ISU, 11/5/94	41
LS, Mtch.	Karrie Downey @ ISU, 11/5/94	41
RS, Mtch.	Tegan Lynch vs. UT, 10/17/98	29
MB, Mtch.	Janine Zumerchik @ CSU, 10/5/93	26
S, Mtch.	Jennifer Sherlock vs. Wyo., 9/22/90	31

Highest Average, Digs Per Game

Career	Karrie Downey, 1991-94	3.53
Conf. Car.	Sonja Russell, 1998-01	3.43
LS, Car.	Karrie Downey, 1991-94	3.53
RS, Car.	Tegan Lynch, 1995-98	2.99
MB, Car.	Leah Williams, 1992-95	2.34
S, Car.	Kelly Campbell, 1996-99	2.89
Season	Karrie Downey, 1994	4.39
Conf. Sea.	Callie Webster, 2007	4.35
Fr., Sea.	Megan Beckwith, 2010	4.18
So., Sea.	Michele Kohler, 1990	3.56
Jr., Sea.	Callie Webster, 2007	4.28
Sr., Sea.	Karrie Downey, 1994	4.39
LS, Sea.	Karrie Downey, 1994	4.39
RS, Sea.	Tegan Lynch, 1998	3.53
MB, Sea.	Leah Williams, 1994	2.76
S, Sea.	Nicole Vranesh, 1993	3.14

Most Times, Led Buffs In Digs

Career	Tina Murray, 1987-90	71
Season	Tina Murray, 1988	23

Most Matches With ## Digs

10, Car.	Michele Kohler, 1989-92	78
	Karrie Downey, 1991-94	78
10, Sea.	Callie Webster, 2007	26
10, Cons.	Callie Webster, 8/24/07-10/24/07	20
20, Car.	Karrie Downey, 1991-94	17
25, Car.	Karrie Downey, 1991-94	9
30, Car.	Rachel Wacholder, 1993-96	3
40, Car.	Karrie Downey, 1991-94	1

Most Seasons, Led Buffs In Digs

Career	Tina Murray, 1987-90	4
--------	----------------------	---

Most Seasons, ## Digs

400	Karrie Downey, 1993-94	2
300	Michele Kohler, 1989-92	4
	Karrie Downey, 1991-94	4

ASSISTS

Most Assists

Career	Kelly Campbell, 1996-99	6,228
Conf. Car.	Kelly Campbell, 1996-99	4,341
S, Car.	Kelly Campbell, 1996-99	6,228
RS, Car.	Tegan Lynch, 1995-98	303
LS, Car.	Sonja Russell, 1998-01	205
MB, Car.	Monique Gerlach, 2000-03	95
Season	Nicole Vranesh, 1991	1,712
Conf. Sea.	Kelly Campbell, 1998	1,132
Fr., Sea.	Kelly Campbell, 1996	1,519
So., Sea.	Nicole Vranesh, 1991	1,712
Jr., Sea.	Kelly Campbell, 1997	1,572
Sr., Sea.	Kelly Campbell, 1999	1,555
S, Sea.	Nicole Vranesh, 1991	1,712
LS, Sea.	Sonja Russell, 2001	82
RS, Sea.	Tegan Lynch, 1998	137
MB, Sea.	Allie Griffin, 2003	61
3-Game	Kelly Campbell vs. OU, 10/31/97	75
	Kelly Campbell vs. TTU, 10/6/99	75
4-Game	Nicole Vranesh @ CSU, 10/5/93	78
5-Game	Kelly Campbell vs. TTU, 11/17/99	93
Fr., Mtch.	Kelly Campbell @ OU, 11/2/96	86
So., Mtch.	Kelly Campbell vs. UT, 11/28/97	88
Jr., Mtch.	Kelly Campbell vs. UT, 10/18/98	84
Sr., Mtch.	Kelly Campbell @ TTU, 11/13/99	93
S, Mtch.	Kelly Campbell @ TTU, 11/13/99	93
RS, Mtch.	Tegan Lynch vs. TTU, 11/13/98	10
LS, Mtch.	Kim Taskey @ BYU, 9/6/01	9
MB, Mtch.	Five Times	5

Highest Average, Assists Per Game

Career	Kelly Campbell, 1996-99	14.45
Conf. Car.	Kelly Campbell, 1996-99	14.87
S, Car.	Kelly Campbell, 1996-99	14.45
Season	Kelly Campbell, 1996	14.75
Fr., Sea.	Kelly Campbell, 1996	14.75
So., Sea.	Kelly Campbell, 1997	14.25
Jr., Sea.	Kelly Campbell, 1998	14.69
Sr., Sea.	Kelly Campbell, 1999	14.14
S, Sea.	Kelly Campbell, 1996	14.75

Most Seasons, Led Buffs In Assists

Career	Jennifer Sherlock, 1987-90	4
	Kelly Campbell, 1996-99	4
	Elizabeth Gower, 1999-02	4

Most Times, Led Buffs In Assists

Career	Kelly Campbell, 1996-99	120
Season	Jennifer Sherlock, 1988	35

Most Matches, ## Assists

50, Car.	Kelly Campbell, 1996-99	58
50, Sea.	Nicole Vranesh, 1991	18
70, Car.	Kelly Campbell, 1996-99	18
70, Sea.	Kelly Campbell, 1997	7

Most Seasons, ## Assists

1,000	Kelly Campbell, 1996-99	4
1,500	Kelly Campbell, 1996-99	4

SERVICE ACES

Most Service Aces

Career	Staci Wolfe, 1991-94	174
Conf. Car.	Rachel Wacholder, 1993-96	63
LS, Car.	Staci Wolfe, 1991-94	174
RS, Car.	Stephanie Salgado, 1987-90	129
S, Car.	Elizabeth Gower, 1999-02	94
MB, Car.	Monique Gerlach, 2000-03	99
Season	Jennifer Sherlock, 1988	65
Conf. Sea.	Jennifer Sherlock, 1988	28
Fr., Sea.	Staci Wolfe, 1991	59
So., Sea.	Jennifer Sherlock, 1988	65
Jr., Sea.	Staci Wolfe, 1993	60

Sr., Sea.	Michele Kohler, 1992	44
LS, Sea.	Staci Wolfe, 1993	60
	Staci Wolfe, 1991	60
RS, Sea.	Stephanie Salgado, 1988	55
S, Sea.	Jennifer Sherlock, 1988	65
MB, Sea.	Lisa Soulliere, 1989	38
	Heather Sweeney, 1992	38
3-Game	Staci Wolfe vs. Mont., 8/30/91	10
4-Game	Jennifer Sherlock @ KSU, 10/16/87	6
5-Game	Jennifer Sherlock @ SD, 11/12/87	8
Fr., Mtch.	Staci Wolfe vs. Mon., 8/30/91	10
So., Mtch.	Six Tied At	5
	First: Stephanie Salgado vs. USF, 11/19/88	5
	Last: Sarah Lodge @ OU, 11/2/96	5
Jr., Mtch.	Michele Kohler @ CSU, 9/18/91	7
Sr., Mtch.	Michele Kohler @ Ohio St., 9/11/92	6

Highest Average, Service Aces Per Game

Career	Staci Wolfe, 1991-94	0.48
Conf. Car.	Rachel Wacholder, 1993-96	0.35
Season	Staci Wolfe, 1993	0.54
Conf. Sea.	Jennifer Sherlock, 1988	0.65
Fr., Sea.	Staci Wolfe, 1991	0.49
So., Sea.	Jennifer Sherlock, 1988	0.53
Jr., Sea.	Staci Wolfe, 1993	0.54
Sr., Sea.	Michele Kohler, 1992	0.41

Most Seasons, Led Buffs In Aces


Career	Staci Wolfe, 1991-93	3
	Rachel Wacholder, 1994-96	3

Most Matches, ## Aces

3	Staci Wolfe, 1991-94	28
5	Rachel Wacholder, 1993-96	4

Most Seasons, ## Aces

30	Michele Kohler, 1989-92	4
	Karrie Downey, 1991-94	4
40	Staci Wolfe, 1991-93	3



Staci Wolfe is the only CU player to record 10 service aces in one match.

RECORDS



INDIVIDUAL RECORDS

ATTACKS

Most Attacks

Career	Karrie Downey, 1991-94	4,665
Conf. Car.	Sarah Lodge, 1995-98	2,608
LS, Car.	Karrie Downey, 1991-94	4,665
RS, Car.	Tegan Lynch, 1995-98	2,668
MB, Car.	Monique Gerlach, 2000-03	3,012
S, Car.	Elizabeth Gower, 1999-02	2,085
Season	Staci Wolfe, 1993	1,403
Conf. Sea.	Amber Sutherland, 2006	898
Fr., Sea.	Karrie Downey, 1991	1,108
So., Sea.	Rachel Wacholder, 1994	1,206
Jr., Sea.	Staci Wolfe, 1993	1,403
Sr., Sea.	Karrie Downey, 1994	1,276
LS, Sea.	Staci Wolfe, 1993	1,403
RS, Sea.	Allie Griffin, 2005	1,016
MB, Sea.	Monique Gerlach, 2002	879
S, Sea.	Elizabeth Gower, 2001	523
3-Game	Rachel Wacholder vs. CSU, 10/19/94	61
4-Game	Rachel Wacholder vs. ISU (n), 11/24/95	106
5-Game	Karrie Downey vs. PSU (n), 12/9/93	85
Fr., Mtch.	Sarah Lodge vs. ISU (n), 11/24/95	75
So., Mtch.	Rachel Wacholder vs. ISU (n), 11/25/94	80
	Sarah Lodge @ OU, 11/2/96	80
Jr., Mtch.	Rachel Wacholder vs. ISU (n), 11/24/95	106
Sr., Mtch.	Courtney Ownes @ KSU, 11/27/98	81
LS, Mtch.	Rachel Wacholder vs. ISU (n), 11/24/96	106
RS, Mtch.	Tegan Lynch @ ISU, 10/14/95	60
MB, Mtch.	Allie Griffin, 9/24/03 @ TAMU	57
S, Mtch.	Elizabeth Gower @ KSU, 11/10/01	33

Highest Average, Attacks Per Game

Career	Karrie Downey, 1991-94	10.70
Conf. Car.	Rachel Wacholder, 1993-96	10.88
LS, Car.	Karrie Downey, 1991-94	10.70
RS, Car.	Allie Griffin, 2002-06	8.30
MB, Car.	Monique Gerlach, 2000-01	7.49
S, Car.	Elizabeth Gower, 1999-01	5.12
Season	Rachel Wacholder, 1995	12.84
Conf. Sea.	Rachel Wacholder, 1995	12.89
Fr., Sea.	Karrie Downey, 1991	9.72
So., Sea.	Kerra Schroeder, 2010	12.04
Jr., Sea.	Rachel Wacholder, 1995	12.84
Sr., Sea.	Karrie Downey, 1994	12.39
LS, Sea.	Rachel Wacholder, 1995	12.84
RS, Sea.	Allie Griffin, 2005	9.58
MB, Sea.	Monique Gerlach, 2002	7.92
S, Sea.	Elizabeth Gower, 2000	4.63

Most Seasons, Led Buffs In Attacks

Career	Tina Murray, 1987, 1989-90	3
	Sonja Russell, 1999-01	3

Most Matches, Led Buffs In Attacks

Career	Karrie Downey, 1991-94	10.70
--------	------------------------	-------

Most Matches, ## Attacks

50	Rachel Wacholder, 1993-96	31
70	Rachel Wacholder, 1993-96	9
80	Rachel Wacholder, 1993-96	2
100	Rachel Wacholder, 1993-96	1

Most Seasons, ## Attacks

1,000	Karrie Downey, 1991-94	4
-------	------------------------	---

TOTAL BLOCKS

Most Total Blocks

Career	Meghan Barkman, 1999-02	564
Conf. Car.	Meghan Barkman, 1999-02	394
MB, Car.	Meghan Barkman, 1999-02	564
RS, Car.	Allie Griffin, 2002-05	266
LS, Car.	Karrie Downey, 1991-94	231
S, Car.	Elizabeth Gower, 1999-02	278
Season	Leah Williams, 1995	177
Conf. Sea.	Meghan Barkman, 2000	111
Fr., Sea.	Meghan Barkman, 1999	134
So., Sea.	Meghan Barkman, 2000	165

Jr., Sea.	Meghan Barkman, 2001	151
Sr., Sea.	Leah Williams, 1995	177
MB, Sea.	Leah Williams, 1995	177
LS, Sea.	Amber Sutherland, 2006	69
RS, Sea.	Allie Griffin, 2004	91
S, Sea.	Elizabeth Gower, 2000	91
3-Game	Lara Bossow vs. KSU 9/15/04	11
	Kathleen Bunch vs. AFA, 9/19/96	11
4-Game	Lisa Soulliere vs. NAU, 9/2/88	12
	Lisa Soulliere vs. Tenn., 10/29/88	12
	Meghan Barkman @ TTU, 11/3/01	12
5-Game	Lisa Soulliere @ UT, 11/17/89	15
Fr., Mtch.	Schylur Edelman vs. KSU, 9/22/07	12
So., Mtch.	Lara Bossow vs. KSU 9/15/04	11
	Alison Koepke @ ISU, 10/14/95	11
	Meghan Barkman @ KU, 9/13/00	11
Jr., Mtch.	Lisa Soulliere vs. NAU, 9/2/88	12
	Lisa Soulliere vs. Tenn., 10/29/88	12
	Meghan Barkman @ TTU, 11/3/01	12
	Lauren Schaefer vs. ISU, 10/17/08	12
Sr., Mtch.	Lisa Soulliere at UT, 11/17/89	15
MB, Mtch.	Lisa Soulliere at UT, 11/17/89	15
LS, Mtch.	Sarah Lodge vs. OU, 10/11/95	9
	Sarah Lodge @ ISU, 10/14/95	9
RS, Mtch.	Josee Roberge @ TTU, 11/3/01	10
S, Mtch.	Jennifer Sherlock @ OU, 9/29/88	8
	Nicole Vranesh vs. Hou. (n), 11/30/90	8

Highest Average, Blocks Per Game

Career	Meghan Barkman, 1999-01	1.43
Conf. Car.	Meghan Barkman, 1999-01	1.44
MB, Car.	Meghan Barkman, 1999-01	1.43
RS, Car.	Allie Griffin, 2002-05	.77
	Josee Roberge, 1998-01	.77
LS, Car.	Maragda Santillana, 2002-04	.64
S, Car.	Elizabeth Gower, 1999-01	.68
Season	Leah Williams, 1995	1.65
Conf. Sea.	Meghan Barkman, 2000	1.63
Fr., Sea.	Meghan Barkman, 1999	1.30
So., Sea.	Meghan Barkman, 2000	1.57
Jr., Sea.	Meghan Barkman, 2001	1.41
Sr. Sea.	Leah Williams, 1995	1.65
MB, Sea.	Leah Williams, 1995	1.65
RS, Sea.	Allie Griffin, 2004	.92
LS, Sea.	Wendy Callahan, 1988	.64
S, Sea.	Elizabeth Gower, 2000	.86

Most Matches, ## Blocks

5, Car.	Meghan Barkman, 1999-01	47
10, Car.	Alison Koepke, 1994-97	9

Most Seasons, 100 Blocks

Career	Lisa Soulliere, 1987-89	3
	Meghan Barkman, 1999-01	3

Most Seasons Leading Buffs In Blocks

Career	Lisa Soulliere, 1987-89	3
	Leah Williams, 1993-96	3
	Meghan Barkman, 1999-01	3

SOLO BLOCKS

Most Solo Blocks

Career	Lisa Soulliere, 1987-89	174
Conf. Car.	Lisa Soulliere, 1987-89	70
Season	Wendy Van Wyhe, 1990	71
Conf. Sea.	Wendy Van Wyhe, 1990	35
Match	Lisa Soulliere vs. NAU, 9/2/88	10

BLOCK ASSISTS

Most Block Assists

Career	Meghan Barkman, 1999-02	495
Conf. Car.	Meghan Barkman, 1999-02	345
Season	Leah Williams, 1995	148
Conf. Sea.	Meghan Barkman, 2000	96
	Meghan Barkman, 2001	96
Match	Alison Koepke vs. ORU, 12/7/97	13

ATTACK PERCENTAGE

Highest Attack Percentage

Career	Kelly Campbell, 1996-99	329
Conf. Car.	Katie Zabransky, 1990-91	352
MB, Car.	Monique Gerlach, 2000-03	328
RS, Car.	Allie Griffin, 2002-05	254
S, Car.	Kelly Campbell, 1996-99	329
LS, Car.	Rachel Wacholder, 1993-96	218
Season	Kelly Campbell, 1998	406
Conf. Sea.	Wendy Van Wyhe, 1991	407
Fr., Sea.	Monique Gerlach, 2000	313
So., Sea.	Monique Gerlach, 2001	344
Jr., Sea.	Kelly Campbell, 1998	403
Sr., Sea.	Kristin Engelking, 1999	354
MB, Sea.	Lara Bossow, 2005	369
RS, Sea.	Allie Griffin, 2005	290
LS, Sea.	Wendy Callahan, 1988	304
S, Sea.	Kelly Campbell, 1998	403
3-Game	Shana Bowen @ ISU, 10/30/98	889
4-Game	Darla DeRuiter vs. Tenn., 10/29/88	714
	Lisa Soulliere vs. KU, 10/7/89	714
5-Game	Sylvie Roberge @ KSU, 11/3/99	733
Fr., Mtch.	Katie Zabransky vs. KU, 10/20/90	727
	Heather Sweeney vs. W.Kent., 9/16/92	727
So., Mtch.	Jennifer Sherlock vs. St. Mary's, 11/18/88	778
	Nicole Vranesh vs. N'western, 9/6/91	778
Jr., Mtch.	Shana Bowen @ ISU, 10/30/98	889
Sr., Mtch.	Lisa Soulliere vs. KSU, 10/13/89	727
MB, Mtch.	Shana Bowen @ ISU, 10/30/98	889
RS, Mtch.	Tiffany Jesteadt vs. KSU, 10/19/90	727
LS, Mtch.	Sara Villwock vs. ISU, 10/15/01	682
S, Mtch.	Jennifer Sherlock vs. St. Mary's, 11/18/88	778
	Nicole Vranesh vs. N'western, 9/6/91	778

Most Seasons Leading Team


Career	Lisa Soulliere, 1987 & 1989	2
	Wendy Van Wyhe, 1990-91	2
	Janine Zumerchik, 1992-93	2
	Leah Williams, 1994-95	2
	Monique Gerlach, 2000-03	2
	Schylur Edelman, 2007-08	2

Most Attacks, All Kills

Match	Ashley Nu'u vs. KSU, 9/15/04	7
	Leah Williams vs. ISU, 10/8/94	7

Most Attacks, No Errors

Match	Rachel Wacholder vs. AFA, 9/19/96	33
	Kristin Engelking @ KU, 11/27/99	33



Ashley Nu'u tied Leah Williams' school record for most attacks, no errors and all kills (7) in 2004.

RECORDS



CAREER LEADERS

KILLS

1. Karrie Downey, 1991-94	1,790
2. Sarah Lodge, 1995-98	1,581
3. Rachel Wacholder, 1993-96	1,484
4. Monique Gerlach, 2000-03	1,427
5. Tina Murray, 1987-90	1,358
6. Allie Griffin, 2002-05	1,283
7. Sonja Russell, 1998-01	1,237
8. Michele Kohler, 1989-92	1,225
9. Meghan Barkman, 1999-02	1,220
10. Amber Sutherland, 2004-08	1,142
11. Janine Zumerchik, 1991-94	1,053
12. Tegan Lynch, 1995-98	1,024
13. Staci Wolfe, 1991-94	1,005
14. Nicole Carr, 2002-05	991
15. Kristen Engelking, 1996-99	924
16. Alex Buth, 2005-08	865
17. Stephanie Salgado, 1987-90	840
18. Leah Williams, 1992-95	832
19. Elizabeth Gower, 1999-02	801
20. Melissa Schutz, 1995-98	797
21. Courtney Owens, 1995-98	791
22. Wendy Van Wyhe, 1989-91	790
23. Maragda Santillana, 2002-04	786
24. Lauren Schaefer, 2005-08	786
25. Lisa Soulliere, 1987-89	742
26. Tiffany Jesteadt, 1989-91	713
27. Alison Koepke, 1994-97	702
28. Mallori Gibson, 2005-07	679
29. Kim Taskey, 1999-02	658
30. Susan Magda, 1987-88	616
31. Kerrra Schroeder, 2009-SA	608
32. Kelly Campbell, 1996-99	596
33. Lara Bossow, 2003-06	574
34. Ashley Nu'u, 2003-06	541
35. Shana Bowen, 1996-99	532
36. Katie Zabransky, 1990-91	510
37. Sara Villwock, 2000-01	503

ATTACKS

1. Karrie Downey, 1991-94	4,665
2. Rachel Wacholder, 1993-96	4,330
3. Tina Murray, 1987-90	4,111
4. Sarah Lodge, 1995-98	4,026
5. Michele Kohler, 1989-92	3,786
6. Sonja Russell, 1998-01	3,380
7. Monique Gerlach, 2000-03	3,012
8. Staci Wolfe, 1991-94	2,969
9. Amber Sutherland, 2004-08	2,954
10. Nicole Carr, 2002-05	2,885
11. Allie Griffin, 2002-05	2,863
12. Meghan Barkman, 1999-02	2,768
13. Tegan Lynch, 1995-98	2,670
14. Janine Zumerchik, 1991-94	2,344
15. Courtney Owens, 1995-98	2,327
16. Alex Buth, 2005-08	2,235
17. Stephanie Salgado, 1987-90	2,142
18. Kerrra Schroeder, 2009-SA	2,116
19. Elizabeth Gower, 1999-02	2,085
20. Kristin Engelking, 1996-99	1,969
21. Kim Taskey, 1999-02	1,946
22. Maragda Santillana, 2002-04	1,872
23. Leah Williams, 1992-95	1,832
24. Lauren Schaefer, 2005-08	1,831
25. Melissa Schutz, 1995-98	1,811
26. Tiffany Jesteadt, 1989-91	1,775
27. Wendy Van Wyhe, 1989-91	1,758
28. Lisa Soulliere, 1987-89	1,733
29. Alison Koepke, 1994-97	1,724

ASSISTS

1. Kelly Campbell, 1996-99	6,228
2. Nicole Vranesh, 1990-93	5,261
3. Ashley Nu'u, 2003-06	4,315
4. Jennifer Sherlock, 1987-90	4,196

5. Elizabeth Gower, 1999-02	3,933
6. Kaitlyn Burkett, 2006-09	3,001
7. Allison Barnes, 2001-04	1,507
8. Shelly Wolfe, 1995	1,023
9. Tracy Seiler, 1993-94	980
10. Alyssa Valentine, 2010-SA	828
11. Jennifer Anderson, 1993-95	660
12. Susan Gillette, 1986	343
13. Tegan Lynch, 1995-98	303
14. Buffy Romero, 1988-91	263
15. Megan Cyr, 2009	211
16. Alex Buth, 2005-08	209
17. Sonja Russell, 1998-01	205
18. Allie Griffin, 2002-05	186
19. Nicole Carr, 2002-05	166
20. Kim Taskey, 1999-02	146
21. Rachel Wacholder, 1993-96	140
22. Sarah Lodge, 1995-98	135
23. Amber Sutherland, 2004-08	123
24. Karrie Downey, 1991-94	115
25. Tiffany Jesteadt, 1989-91	111
26. Sara Villwock, 2000-01	102
Stephanie Salgado, 1987-90	102
28. Lucy Stearns, 1986	101

ATTACK PERCENTAGE

(1/2 MP, 3.0 Att./Game)

1. Kelly Campbell, 1996-99	.329
2. Monique Gerlach, 2000-03	.328
3. Janine Zumerchik, 1991-94	.308
4. Lauren Schaefer, 2005-08	.306
5. Kristin Engelking, 1996-99	.302
6. Wendy Van Wyhe, 1989-91	.301
7. Meghan Barkman, 1999-02	.300
8. Leah Williams, 1992-95	.295
9. Austin Zimmerman, 2003-06	.2922
10. Lara Bossow, 2003-06	.2921
11. Lisa Soulliere, 1987-89	.291
12. Melissa Schutz, 1995-98	.281
13. Heather Sweeney, 1992-93	.274
14. Alison Koepke, 1994-97	.260
15. Elizabeth Gower, 1999-02	.256
16. Kathleen Bunce, 1995-96	.255
17. Katie Zabransky, 1990-91	.254
18. Allie Griffin, 2002-05	.254
19. Tiffany Jesteadt, 1989-91	.242
20. Schylur Edelman, 2007-09	.237
21. Maragda Santillana, 2002-04	.233
22. Tegan Lynch, 1995-98	.225
23. Alex Buth, 2004-08	.223
24. Rachel Wacholder, 1993-96	.218
25. Karrie Downey, 1991-94	.216
26. Stephanie Salgado	.208

SERVICE ACES

(Min. 45)

1. Staci Wolfe, 1991-94	174
2. Tina Murray, 1987-90	153
3. Karrie Downey, 1991-94	152
4. Rachel Wacholder, 1993-96	145
Michele Kohler, 1989-92	145
Jennifer Sherlock, 1987-90	145
7. Stephanie Salgado, 1987-90	129
8. Monique Gerlach, 2000-03	.99
9. Sarah Lodge, 1995-98	.96
10. Elizabeth Gower, 1999-02	.94
11. Melissa Schutz, 1995-98	.92
Kelly Campbell, 1996-99	.92
13. Leah Williams, 1992-95	.90
14. Lisa Soulliere, 1987-89	.89
15. Alex Buth, 2005-08	.86
16. Nicole Vranesh, 1990-93	.83
17. Allison Barnes, 2001-04	.78
18. Courtney Owens, 1995-98	.73
Alison Koepke, 1994-97	.73
20. Kim Taskey, 1999-02	.63
21. Stephanie Chiang, 1990-92	.60

DIGS

(Min. 300)

1. Karrie Downey, 1991-94	1,540
2. Tina Murray, 1987-90	1,523
3. Michele Kohler, 1989-92	1,446
4. Rachel Wacholder, 1993-96	1,342
5. Sonja Russell, 1998-01	1,271
6. Nicole Vranesh, 1990-93	1,248
7. Kelly Campbell, 1996-99	1,247
8. Tegan Lynch, 1995-98	1,216
9. Nicole Carr, 2002-05	1,160
10. Elizabeth Gower, 1999-02	1,083
11. Sarah Lodge, 1995-98	1,081
12. Callie Webster, 2006-08	1,042
13. Staci Wolfe, 1991-94	1,035
14. Jennifer Sherlock, 1987-90	910
15. Amber Sutherland, 2004-08	863
16. Courtney Owens, 1995-98	827
17. Leah Williams, 1992-95	821
18. Alex Buth, 2005-08	802
19. Meghan Barkman, 1999-02	765
20. Monique Gerlach, 2000-03	747
21. Kim Taskey, 1999-02	733
22. Allison Barnes, 2001-04	688
23. Janine Zumerchik, 1991-94	630
24. Allie Griffin, 2002-05	620
25. Stephanie Salgado, 1987-90	605
26. Tiffany Jesteadt, 1989-91	601
27. Ashley Nu'u, 2003-06	573
28. Kaitlyn Burkett, 2006-09	552
29. Melissa Schutz, 1995-98	527
30. Kristen Karlik, 2006-07	501
31. Lisa Soulliere, 1987-89	488
32. Kristin Engelking, 1996-99	456
33. Shana Bowen, 1996-99	453
34. Austin Zimmerman, 2003-	451
35. Alison Koepke, 1994-97	440
36. Sara Villwock, 2000-01	433

TOTAL BLOCKS

(Min. 100)

1. Meghan Barkman, 1999-02	565
2. Alison Koepke, 1994-97	441
3. Lisa Soulliere, 1987-89	412
4. Leah Williams, 1992-95	393
5. Monique Gerlach, 2000-03	355
6. Wendy Van Wyhe, 1989-91	338
7. Lauren Schaefer, 2005-08	311
8. Elizabeth Gower, 1999-02	278
9. Kelly Campbell, 1996-99	264
10. Allie Griffin, 2002-05	266
11. Lara Bossow, 2003-06	264
12. Austin Zimmerman, 2003-06	252
13. Stephanie Salgado, 1987-90	247
14. Kristin Engelking, 1996-99	244
15. Ashley Nu'u, 2003-06	243
Schylur Edelman, 2007-09	243
17. Melissa Schutz, 1995-98	239
18. Janine Zumerchik, 1991-94	234
19. Karrie Downey, 1991-94	231
20. Katie Zabransky, 1990-91	222
21. Alex Buth, 2004-08	221
22. Sarah Lodge, 1995-98	216
23. Tegan Lynch, 1995-98	207
24. Jennifer Sherlock, 1987-90	189
25. Josee Roberge, 1998-01	166
26. Tiffany Jesteadt, 1989-91	162
27. Maragda Santillana, 2002-04	156
Rachel Wacholder, 1993-96	156
29. Nicole Vranesh, 1990-93	150
Kaitlyn Burkett, 2006-09	149
31. Sonja Russell, 1998-01	147
32. Shana Bowen, 1996-99	146
Amber Sutherland, 2004-08	146
33. Rosie Steinhaus, 2007-10	129
34. Wendy Callahan, 1987-88	124

1,000 CAREER KILL CLUB



Karrie Downey, 1991-94 – 1,790



Sarah Lodge, 1995-98 – 1,581



Rachel Wacholder, 1993-96 – 1,484



Monique Gerlach, 2000-03 – 1,427



Tina Murray, 1987-90 – 1,358



Allie Griffin, 2002-05 – 1,283



SEASON LEADERS

KILLS

(Min. 300)

1. Sarah Lodge, 1997	528
2. Karrie Downey, 1993	501
3. Allie Griffin, 2005	486
4. Karrie Downey, 1994	462
5. Amber Sutherland, 2006	456
6. Rachel Wacholder, 1996	456
7. Tina Murray, 1989	449
8. Karrie Downey, 1991	440
9. Rachel Wacholder, 1995	438
10. Susan Magda, 1988	432
11. Sonja Russell, 1999	427
12. Staci Wolfe, 1993	427
13. Sonja Russell, 2000	425
14. Amber Sutherland, 2005	421
15. Allie Griffin, 2004	420
16. Monique Gerlach, 2002	419
17. Sarah Lodge, 1996	416
18. Tiffany Jestadt, 1990	415
19. Stephanie Salgado, 1988	399
20. Courtney Owens, 1998	399
21. Monique Gerlach, 2001	387
22. Karrie Downey, 1992	387
23. Janine Zumerchik, 1993	382
24. Kristin Engelking, 1999	377
25. Tina Murray, 1990	377
26. Monique Gerlach, 2003	376
27. Sarah Lodge, 1998	372
Kerra Schroeder, 2010	372
28. Rachel Wacholder, 1994	371
29. Michele Kohler, 1992	364
30. Michele Kohler, 1990	357
31. Mallori Gibson, 2006	351
32. Kristin Engelking, 1998	350
33. Meghan Barkman, 2001	346
Wendy Van Wyhe, 1991	346
Lisa Soulliere, 1989	346

ATTACKS

(Min. 1,000)

1. Staci Wolfe, 1993	1,403
2. Rachel Wacholder, 1995	1,374
3. Karrie Downey, 1994	1,276
4. Karrie Downey, 1993	1,257
5. Sarah Lodge, 1997	1,246
6. Tina Murray, 1989	1,225
7. Tina Murray, 1990	1,212
8. Rachel Wacholder, 1994	1,206
9. Sonja Russell, 2000	1,183
10. Amber Sutherland, 2006	1,182
11. Rachel Wacholder, 1996	1,181
12. Sonja Russell, 1999	1,169
13. Kerra Schroeder, 2010	1,168
14. Courtney Owens, 1998	1,157
15. Karrie Downey, 1991	1,108
16. Michele Kohler, 1990	1,098
17. Susan Magda, 1988	1,098
18. Michele Kohler, 1992	1,092
19. Sarah Lodge, 1996	1,027
20. Karrie Downey, 1992	1,022
21. Allie Griffin, 2005	1,016
22. Tiffany Jestadt, 1990	1,012
23. Sarah Lodge, 1998	991

ASSISTS

(Min. 300)

1. Nicole Vranesh, 1991	1,712
2. Kelly Campbell, 1997	1,582
3. Kelly Campbell, 1998	1,572

4. Kelly Campbell, 1999	1,555
5. Nicole Vranesh, 1993	1,541
6. Kelly Campbell, 1996	1,519
7. Ashley Nu'u, 2005	1,448
8. Elizabeth Gower, 2000	1,389
9. Nicole Vranesh, 1992	1,362
10. Ashley Nu'u, 2006	1,352
11. Jennifer Sherlock, 1988	1,335
12. Jennifer Sherlock, 1989	1,332
13. Elizabeth Gower, 2001	1,312
14. Kaitlyn Burkett, 2007	1,285
15. Ashley Nu'u, 2004	1,146
16. Elizabeth Gower, 2002	1,115
17. Allison Barnes, 2003	1,042
18. Kaitlyn Burkett, 2008	1,036
19. Shelly Wolfe, 1995	1,023
20. Tracy Seiler, 1994	979
21. Jennifer Sherlock, 1987	850
22. Alyssa Valentine, 2010	828
23. Jennifer Sherlock, 1990	679
24. Nicole Vranesh, 1990	648
25. Kaitlyn Burkett, 2009	646
26. Jennifer Anderson, 1994	414

ATTACK PERCENTAGE

(Min. .300, 2/3 GP, 3.0 Att./Game)

1. Kelly Campbell, 1998	.406
2. Lara Bossow, 2005	.369
3. Lauren Schaefer, 2007	.360
4. Meghan Barkman, 2001	.360
5. Kristin Engelking, 1998	.355
6. Kristin Engelking, 1999	.354
7. Wendy Van Wyhe, 1991	.347
8. Leah Williams, 1995	.346
9. Monique Gerlach, 2001	.344
10. Monique Gerlach, 2002	.331
11. Lisa Soulliere, 1989	.327
12. Kelly Campbell, 1999	.323
13. Janine Zumerchik, 1992	.321
14. Austin Zimmerman, 2006	.320
Monique Gerlach, 2003	.320
16. Darla DeRuiter, 1988	.315
17. Monique Gerlach, 2000	.313
18. Leah Williams, 1994	.311
19. Elizabeth Gower, 2000	.3093
20. Janine Zumerchik, 1993	.3090
21. Wendy Callahan, 1988	.304
22. Lauren Schaefer, 2008	.303
23. Meghan Barkman, 1999	.303
Elizabeth Gower, 2001	.302

SERVICE ACES

(Min. 30)

1. Jennifer Sherlock, 1988	65
2. Staci Wolfe, 1993	60
Staci Wolfe, 1991	60
4. Stephanie Salgado, 1988	55
5. Tina Murray, 1988	47
6. Rachel Wacholder, 1994	45
Staci Wolfe, 1992	45
Karrie Downey, 1991	45
9. Karrie Downey, 1993	44
Michele Kohler, 1992	44
11. Tina Murray, 1987	43
12. Rachel Wacholder, 1995	38
Heather Sweeney, 1992	38
Lisa Soulliere, 1989	38
15. Jennifer Sherlock, 1987	37
16. Rachel Wacholder, 1996	36
17. Michele Kohler, 1991	35
Stephanie Salgado, 1989	35

DIGS

(Min. 300)

1. Tina Murray, 1990	490
2. Callie Webster, 2007	466
3. Karrie Downey, 1994	452
4. Kristen Karlik, 2006	442
5. Michele Kohler, 1990	416
6. Karrie Downey, 1993	415
7. Sonja Russell, 2000	406
8. Megan Beckwith, 2010	401
9. Rachel Wacholder, 1995	399
10. Tina Murray, 1988	393
12. Nicole Carr, 2003	388
13. Callie Webster, 2008	386
14. Tegan Lynch, 1998	378
15. Sonja Russell, 1999	375
16. Michele Kohler, 1992	371
Karrie Downey, 1991	371
18. Staci Wolfe, 1993	369
19. Tina Murray, 1989	368
20. Nicole Vranesh, 1993	358
21. Sonja Russell, 2001	352
Nicole Vranesh, 1991	352
23. Michele Kohler, 1991	351
24. Tegan Lynch, 1997	345
23. Courtney Owens, 1998	342
24. Kelly Campbell, 1999	336
25. Nicole Vranesh, 1992	331
26. Rachel Wacholder, 1996	329
27. Sarah Lodge, 1997	322
28. Kelly Campbell, 1998	321
Sarah Lodge, 1998	321
30. Kim Taskey, 2002	320
31. Rachel Wacholder, 1994	318
32. Elizabeth Gower, 1999	313
33. Amber Sutherland, 2006	312
34. Kelly Campbell, 1996	308
Michele Kohler, 1989	308

TOTAL BLOCKS

(Min. 75)

1. Leah Williams, 1995	177
2. Lisa Soulliere, 1989	168
3. Meghan Barkman, 2000	165
4. Meghan Barkman, 2001	151
5. Alison Koepke, 1997	144
6. Alison Koepke, 1995	142
7. Lisa Soulliere, 1988	141
8. Wendy Van Wyhe, 1990	135
9. Meghan Barkman, 1999	134
10. Katie Zabransky, 1991	129
11. Leah Williams, 1994	127
12. Kristin Engelking, 1998	126
13. Meghan Barkman, 2002	115
14. Schylur Edelman, 2007	107
15. Wendy Van Wyhe, 1991	105
16. Lara Bossow, 2004	104
17. Lisa Soulliere, 1987	103
18. Schylur Edelman, 2008	100
19. Amy Hulstrom, 1986	99
20. Austin Zimmerman, 2004	98
Wendy Van Wyhe, 1989	98
22. Alison Koepke, 1996	94
23. Monique Gerlach, 2003	93
Katie Zabransky, 1990	93
25. Lauren Schaefer, 2006	92
Monique Gerlach, 2002	92
27. Allie Griffin, 2004	91
Monique Gerlach, 2001	91
Elizabeth Gower, 2000	91
Tiffany Jestadt, 1990	91

1,000 CAREER KILL CLUB



Sonja Russell, 1998-01 - 1,237 Michele Kohler, 1989-92 - 1,225 Meghan Barkman, 1999-02 - 1,220 Amber Sutherland, 2004-08 - 1,142 Janine Zumerchik, 1991-94 - 1,053 Tegan Lynch, 1995-98 - 1,024 Staci Wolfe, 1991-94 - 1,005

RECORDS

MATCH LEADERS

KILL CLUBS

Kills Name, Opponent, Date Games In Match

40-KILL CLUB

40 Sarah Lodge vs. UT, 11/28/97 5

30-KILL CLUB

- 36 Sarah Lodge @ OU, 11/2/96 5
- 35 Amber Sutherland vs. MU, 9/13/06 5
- Kerra Schroeder @ TTU, 10/13/10 5**
- 34 Karrie Downey vs. PSU, 12/7/91 5
- Karrie Downey vs. PSU, 12/9/93 5
- 33 Sarah Lodge @ OU, 10/11/97 5
- 32 Rachel Wacholder @ OU, 11/2/96 5
- 31 Staci Wolfe vs. A&M, 9/18/94 4
- 30 Tina Murray vs. UT, 9/3/89 4
- Emilee Sisco vs. KU, 11/10/07 5

25-KILL CLUB

- 29 Rachel Wacholder vs. Ga. Tech, 9/3/95 5
- Sarah Lodge @ USC, 9/7/97 5
- Sarah Lodge vs. ORU, 12/7/97 5
- Courtney Owens @ KSU, 11/27/98 4
- Allie Griffin vs. KSU, 10/12/05 5
- 28 Karrie Downey vs. KU, 11/15/91 4
- Karrie Downey vs. ISU, 11/25/94 5
- Sarah Lodge @ UT, 11/30/96 5
- Kristin Engelking vs. BU, 9/25/99 5
- Allie Griffin vs. Creighton, 9/9/05 5
- Mallori Gibson vs. BU, 11/22/06 5
- 27 Rachel Wacholder @ TTU, 10/25/96 5
- Rachel Wacholder @ UT, 11/30/96 5
- Sarah Lodge @ NU, 10/8/97 5
- Monique Gerlach @ BU, 9/18/02 4
- Allie Griffin @ A&M, 9/24/03 5
- Maragda Santillana vs. UNC, 9/11/04 4
- Allie Griffin @ OU, 9/24/05 5
- Emilee Sisco vs. Texas Tech, 11/3/07 4
- 26 Tina Murray vs. Idaho St., 9/3/90 4
- Karrie Downey @ Ill., 9/11/93 5
- Janine Zumerchik vs. PSU, 12/9/93 5
- Rachel Wacholder vs. ISU, 11/11/95 5
- Kim Taskey @ TTU, 11/13/99 5
- Sonja Russell vs. Ga. Tech, 12/1/00 4
- Amber Sutherland @ KSU, 11/16/05 5
- Alex Buth vs. Texas A&M, 9/27/08 4
- 25 Tina Murray @ NU, 10/14/89 4
- Wendy Van Wyhe vs. CSU, 11/5/91 4
- Staci Wolfe @ CSU, 10/5/93 4
- Karrie Downey vs. NU, 11/27/93 5
- Rachel Wacholder vs. ISU, 11/24/95 4
- Sarah Lodge vs. Stanford, 9/12/98 5
- Courtney Owens vs. UT, 10/17/98 5
- Kristin Engelking vs. UT, 11/20/99 5
- Sonja Russell vs. UT, 11/20/99 5
- Monique Gerlach vs. BU, 10/31/01 5
- Allie Griffin @ OU, 10/16/04 5
- Allie Griffin vs. TTU, 10/30/04 4
- Allie Griffin vs. KU, 10/1/05 5
- Amber Sutherland vs. OU, 9/30/06 5
- Amber Sutherland vs. BU, 11/22/06 5

20-KILL CLUB

- 24 Tina Murray vs. OU, 11/24/89 4
- Tiffany Jesteadt @ Washington, 9/14/91 4
- Karrie Downey @ CSU, 10/5/93 4
- Rachel Wacholder @ OU, 11/15/95 4
- Rachel Wacholder vs. BU, 11/22/96 3**
- Melissa Schutz vs. ORU, 12/4/96 4
- Sarah Lodge @ ND, 9/6/98 3
- Kristin Engelking @ MU, 10/31/98 4
- Kristin Engelking @ TTU, 11/13/99 5
- Sonja Russell vs. A&M, 11/1/00 3
- Maragda Santillana vs. KU, 10/24/03 5
- Amber Sutherland @ TTU, 10/21/06 3
- Mallori Gibson @ OU, 11/18/06 5
- Lauren Schaefer vs. OU, 10/24/07 4
- Kerra Schroeder vs. KSU, 9/22/10 5**
- Kerra Schroeder vs. TTY, 11/20/10 5**
- 23 Tina Murray @ SDSU, 9/1/89 5
- Karrie Downey @ Oregon, 8/31/91 4
- Michele Kohler vs. NU, 11/28/92 4
- Staci Wolfe vs. NU, 10/13/93 5
- Sarah Lodge @ TTU, 10/25/96 5
- Courtney Owens vs. KSU, 11/7/98 4
- Meghan Barkman vs. WSU, 9/11/99 4
- Kim Taskey vs. S. Clara, 9/3/00 5
- Sara Villwock @ CSU, 12/2/00 5
- Monique Gerlach @ CSU, 12/1/01 5
- Monique Gerlach @ CSU, 10/1/02 4
- Allie Griffin vs. Marquette, 9/10/05 5
- Mallori Gibson @ TTU, 9/12/07 5
- 22 Andrea Smith vs. UCCS, 10/29/86 5
- Susan Magda @ NU, 10/8/88 4

- Susan Magda vs. OU, 10/13/88 4
- Susan Magda vs. CSU, 11/21/88 5
- Janine Zumerchik @ Wyo., 9/7/92 5
- Michele Kohler vs. Va. Tech, 9/19/92 3
- Karrie Downey vs. NU, 11/28/92 5
- Karrie Downey @ OU, 11/3/93 5
- Staci Wolfe vs. BYU, 9/2/94 4
- Karrie Downey vs. ND, 9/15/94 4
- Karrie Downey vs. A&M, 9/18/94 4
- Rachel Wacholder @ OU, 9/28/94 3
- Rachel Wacholder vs. ISU, 11/25/94 5
- Rachel Wacholder vs. OU, 10/11/95 4
- Rachel Wacholder vs. TTU, 11/23/96 3
- Sarah Lodge vs. TTU, 10/24/97 4
- Sarah Lodge vs. KSU, 11/15/97 3
- Kristin Engelking @ KU, 11/27/99 3
- Sonja Russell vs. MU, 11/25/00 3
- Sonja Russell vs. KSU, 10/6/01 4
- Monique Gerlach @ TTU, 11/31/01 4
- Monique Gerlach @ TU, 11/6/02 4
- Allie Griffin vs. USD, 9/10/04 5
- Maragda Santillana @ OU, 10/16/04 5
- Allie Griffin vs. BU, 10/5/05 5
- Amber Sutherland @ TTU, 10/8/05 5
- Amber Sutherland @ BU, 10/18/06 5
- 21 Susan Magda @ KSU, 10/7/88 3
- Stephanie Salgado @ MU, 10/22/88 5
- Susan Magda vs. NU, 11/26/88 4
- Lisa Soulliere @ SDSU, 9/1/89 5
- Lisa Soulliere vs. KU, 10/7/89 4
- Janine Zumerchik vs. Mich., 9/18/93 4
- Janine Zumerchik @ CSU, 10/5/93 4
- Karrie Downey vs. KU, 11/6/93 4
- Karrie Downey vs. Wash., 9/1/94 4
- Staci Wolfe vs. Wash., 9/1/94 4
- Karrie Downey vs. Wyo., 10/25/94 3
- Karrie Downey @ CSU, 11/9/94 4
- Karrie Downey vs. N. Iowa, 12/4/94 4
- Rachel Wacholder @ KSU, 9/30/95 4
- Rachel Wacholder @ KU, 10/7/95 4
- Sarah Lodge vs. CSU, 9/17/96 3
- Rachel Wacholder vs. KU, 9/28/96 3
- Rachel Wacholder vs. OU, 10/11/96 4
- Sarah Lodge vs. UT, 10/18/96 5
- Rachel Wacholder vs. UT, 10/18/96 5
- Sarah Lodge vs. OU, 10/31/97 3
- Sarah Lodge @ TTU, 10/10/98 4
- Tegan Lynch vs. UT, 10/17/98 5
- Sonja Russell vs. TTU, 10/6/99 3
- Kim Taskey vs. C. Florida, 9/1/00 3
- Sara Villwock vs. A&M, 11/1/00 3
- Sonja Russell @ CSU, 12/2/00 5
- Monique Gerlach vs. Clemson, 8/31/01 4
- Meghan Barkman @ CSU, 12/1/01 5
- Monique Gerlach @ T A&M 11/2/02 5
- Allie Griffin @ vs. ISU, 9/27/03 4
- Allie Griffin vs. DU, 9/1/04 4
- Allie Griffin vs. CSN, 9/3/04 3
- Maragda Santillana vs. BU, 9/25/04 3
- Allie Griffin @ TAMU, 10/16/05 5
- Alex Buth @ TTU, 9/12/07 5
- Alex Buth vs. KSU, 9/22/07 5
- Mallori Gibson @ Tulane, 8/24/07 5
- Amber Sutherland @ TTU, 8/25/08 5
- Kerra Schroeder vs. Georgia State, 9/3/10 4**
- Kerra Schroeder vs. KU, 9/25/10 5**
- Kerra Schroeder vs. ISU, 10/20/10 4**
- 20 Tina Murray vs. Iowa State, 11/20/87 5
- Tina Murray @ CSU, 11/14/89 4
- Michele Kohler vs. NU, 11/13/90 4
- Tiffany Jesteadt vs. EMU, 11/30/90 4
- Wendy Van Wyhe vs. EMU, 11/30/90 4
- Wendy Van Wyhe vs. Houston, 11/30/90 4
- Katie Zabransky vs. Houston, 11/2/91 4
- Karrie Downey @ OU, 11/9/91 5
- Michele Kohler vs. Wyo., 9/29/92 5
- Staci Wolfe vs. Minn., 9/3/93 4
- Karrie Downey @ Ill., 9/11/93 5
- Karrie Downey vs. NU, 10/13/93 5
- Leah Williams vs. NU, 10/13/93 5
- Janine Zumerchik vs. NU, 10/13/93 5
- Staci Wolfe vs. ISU, 11/26/93 4
- Janine Zumerchik vs. MSU, 9/16/94 4
- Janine Zumerchik vs. UNC, 9/30/94 3
- Karrie Downey @ ISU, 11/5/94 3
- Karrie Downey vs. NU, 11/26/94 4
- Sarah Lodge @ CSU, 10/24/95 5
- Sarah Lodge vs. ISU, 11/24/95 4
- Rachel Wacholder @ UNC, 9/7/96 5
- Sarah Lodge vs. TTU, 11/23/96 3
- Tegan Lynch vs. Villanova, 9/6/97 4

- Courtney Owens vs. OU, 10/31/97 3
- Alison Keepke vs. UT, 11/28/97 5
- Sarah Lodge vs. Uga., 9/6/98 3
- Courtney Owens vs. TTU, 11/13/98 4
- Shana Bowen @ UT, 11/20/98 4
- Sonja Russell vs. AFA, 9/7/99 4
- Sonja Russell vs. OU, 10/30/99 4
- Sylvie Roberge @ UNO, 9/9/00 5
- Sonja Russell @ TTU, 10/7/00 5
- Nicole Carr vs. Tex. Arl., 11/13/02 4
- Maragda Santillana, @ ISU, 10/24/03 5
- Maragda Santillana vs. A&M, 11/12/03 5
- Maragda Santillana vs. CSU, 9/7/04 3
- Nicole Carr vs. TTU, 10/30/04 4
- Amber Sutherland vs. Marquette, 9/10/05 5
- Amber Sutherland vs. BU, 10/5/05 5
- Allie Griffin @ KU, 11/2/05 4
- Amber Sutherland vs. UT, 11/9/05 5
- Amber Sutherland @ TAMU, 10/25/06 5
- Amber Sutherland @ MU, 11/4/06 5
- Mallori Gibson vs. BU, 9/19/07 5
- Emilee Sisco vs. Texas A&M, 9/27/08 5
- Kerra Schroeder vs. Montana, 9/4/10 5**
- Kerra Schroeder @ KSU, 11/27/10 5**

ATTACK CLUBS

Att. Name, Opponent, Date Games In Match

100-ATTACK CLUB

106 Rachel Wacholder vs. ISU, 11/24/95 4

80-ATTACK CLUB

- 85 Karrie Downey vs. Penn state, 12/9/93 5
- 84 Staci Wolfe @ CSU, 10/5/93 4
- 81 Courtney Owens @ KSU, 11/27/98 4
- 80 Rachel Wacholder vs. ISU, 11/25/94 5
- Sarah Lodge @ OU, 11/2/96 5

75-ATTACK CLUB

- 79 Rachel Wacholder @ OU, 11/15/95 4
- 77 Rachel Wacholder vs. ISU, 11/11/95 5
- 76 Rachel Wacholder vs. Uga., 9/7/95 5
- Sonja Russell vs. UT, 11/20/99 5
- 75 Tina Murray v. UT, 9/3/89 5
- Staci Wolfe @ Ill., 9/11/93 5
- Sarah Lodge vs. ISU, 11/24/95 4
- Rachel Wacholder @ UT, 11/30/96 5
- Kerra Schroeder vs. TTU, 11/20/10 5**

70-ATTACK CLUB

- 74 Kerra Schroeder @ TTU, 10/13/10 5
- 73 Staci Wolfe vs. A&M, 9/18/94 4
- 72 Karrie Downey vs. ISU, 11/5/94 5
- Rachel Wacholder vs. Ga. Tech, 9/3/95 5
- Sarah Lodge vs. ORU, 12/7/97 5
- 71 Courtney Owens vs. UT, 10/17/98 5
- 70 Rachel Wacholder @ ISU, 10/14/95 5
- Rachel Wacholder @ TTU, 10/25/96 5
- Sarah Lodge vs. UT, 11/28/97 5

ATTACK PERCENTGAGE CLUBS

Pct. Name, Opponent, Date Games In Match

800-ATTACK PERCENTAGE CLUB

- 889 Shana Bowen @ ISU, 10/30/98 3
- 833 Lara Bossow vs. ISU, 10/26/05 3
- 833 Allison Barnes vs. OU, 10/5/02 4
- 833 Wendy Callahan vs. Cal Irvine, 11/14/87 3

700-ATTACK PERCENTAGE CLUB

- 778 Jennifer Sherlock vs. St. Mary's, 11/18/88 3
- Nicole Vranesh vs. N'western, 9/6/91 3
- Kristin Engelking vs. Baylor, 11/15/98 3
- 769 Elizabeth Gower @ OU, 10/18/01 3
- Lauren Schaefer vs. UNC Wilmington, 8/31/07 3
- 750 Maragda Santillana vs. Maine, 11/14/02 3
- 733 Sylvie Roberge @ KSU, 11/3/99 5
- Lara Bossow vs. KU, 10/9/04 3
- Austin Zimmerman vs. TAMU, 9/27/06 3
- 727 Lisa Soulliere vs. KSU, 10/13/89 3
- Tiffany Jesteadt vs. KSU, 10/19/90 3
- Katie Zabransky vs. KU, 10/20/90 3
- Heather Sweeney vs. W. Kentucky, 9/16/92 3
- Allie Griffin vs. ISU, 11/24/04 3
- 714 Lisa Soulliere vs. KU, 10/7/89 4
- Daria DeRuiter vs. Tenn., 10/29/88 4
- Lisa Soulliere vs. KU, 11/5/88 3
- Nikki Kinzer vs. KU, 11/4/09 3
- Austin Zimmerman @ OU, 11/18/06 2
- 700 Janine Zumerchik vs. URI, 9/5/92 3
- Janine Zumerchik vs. UMKC, 10/30/92 3
- Janine Zumerchik vs. ISU, 10/16/93 3
- Leah Williams vs. Wyo., 9/13/95 4
- Monique Gerlach vs. URI, 8/30/03 3
- Ashley Nu'u vs. BU, 10/5/05 5
- Lauren Schaefer vs. TTU, 11/5/05 3

RECORDS

MATCH LEADERS

ASSIST CLUBS

Ast. Name, Opponent, DateGames In Match

90-ASSIST CLUB

93 Kelly Campbell @ TTU, 11/17/995

80-ASSIST CLUB

88 Kelly Campbell vs. UT, 11/28/975
 87 Nicole Vranesh vs. PSU, 12/9/935
 86 Kelly Campbell @ OU, 11/2/965
 84 Kelly Campbell vs. UT, 10/17/985

70-ASSIST CLUB

79 Kelly Campbell vs. UT, 10/18/965
 78 Nicole Vranesh @ CSU, 10/5/934
 Kelly Campbell vs. UT, 11/20/995
 76 Kelly Campbell vs. ORU, 12/4/964
 75 Nicole Vranesh vs. Ill., 9/11/933
 Kelly Campbell vs. OU, 10/31/975
Kelly Campbell @ TTU, 10/10/983
 Kelly Campbell vs. TTU, 10/6/994
 74 Ashley Nu'u vs. KSU, 11/1/065
 73 Nicole Vranesh @ KU, 10/18/914
 Nicole Vranesh vs. KU, 11/15/914
 Nicole Vranesh vs. NU, 10/13/935
 Kelly Campbell @ OU, 10/11/975
 Kelly Campbell @ UT, 10/20/984
 72 Nicole Vranesh @ OU, 11/9/915
 Nicole Vranesh @ USC, 11/14/924
 Kelly Campbell vs. KSU, 11/7/984
 Kelly Campbell vs. TTU, 11/13/984
 71 Kelly Campbell vs. BU, 9/25/995
 70 Nicole Vranesh vs. Wash., 9/14/914
 Kelly Campbell @ TTU, 10/25/965
 Kelly Campbell @ KSU, 11/27/984
 Ashley Nu'u vs. BU, 10/5/055

SERVICE ACE CLUBS

Aces Name, Opponent, DateGames In Match

10-ACE CLUB

10 Staci Wolfe vs. Mont., 8/30/913

7-ACE CLUB

8 Jennifer Sherlock @ SD, 11/12/875
 7 Michele Kohler @ CSU, 9/18/915

5-ACE CLUB

6 Jennifer Sherlock @ KSU, 10/16/874
 Michele Kohler @ Ohio State, 9/11/925
 Karrie Downey vs. ISU, 10/16/933
 Shana Bowen @ BU, 10/26/963
 5 Tina Murray vs. GW, 9/18/875
 Jennifer Sherlock vs. KU, 11/7/874
 Lisa Soulliere @ OU, 9/29/885
 Stephanie Salgado @ USF, 11/19/883
 Staci Wolfe vs. CSU, 11/5/914
 Heather Sweeney vs. NU, 10/24/923
 Nicole Vranesh vs. LBSU, 9/10/934
 Rachel Wacholder vs. Hou., 9/10/943
 Rachel Wacholder vs. MU, 10/21/943
 Rachel Wacholder @ KSU, 11/19/943
 Leah Williams vs. Wyo., 9/13/954
 Rachel Wacholder vs. CSU, 10/4/954
 Leah Williams vs. Wyo., 10/18/953
 Sarah Lodge @ OU, 11/15/954
 Sarah Lodge @ OU, 11/2/964
 Courtney Owens @ KU, 10/3/983
 Monique Gerlach @ BU, 11/11/004
 Alex Butth @ OU, 9/24/055
 Lara Bossow @ MU, 10/29/055
 Kaitlyn Burkett @ BU, 10/20/075

DIG CLUBS

Digs Name, Opponent, DateGames In Match

40-DIG CLUB

41 Karrie Downey @ ISU, 11/5/944
 40 Rachel Wacholder vs. ISU, 11/24/954

30-DIG CLUB

34 Michele Kohler vs. EMU, 11/30/904
Rachel Wacholder vs. Ga. Tech, 9/3/955
 33 Rachel Wacholder @ ISU, 10/14/955
 33 Callie Webster vs. MU, 10/3/075
 31 Jennifer Sherlock vs. Wyoming, 9/22/905
 30 Tina Murray vs. EMU, 11/30/904
 30 Megan Beckwith vs. Montana, 9/4/105

25-DIG CLUB

29 Karrie Downey @ USC, 11/14/924
 Karrie Downey vs. Iowa State, 11/25/945
 Rachel Wacholder @ BYU, 9/8/954
 Tegan Lynch vs. UT, 10/17/985
 28 Michele Kohler vs. UT, 9/3/895

Tina Murray vs. NU, 11/13/904
 Nicole Vranesh @ Portland, 8/30/914
 Staci Wolfe @ Portland, 8/30/914
 Nicole Vranesh @ CSU, 10/5/935
 Elizabeth Gower vs. UT, 11/20/995
 Sonja Russell @ TTU, 10/7/005
 Callie Webster vs. KSU, 9/22/085
 27 Tina Murray vs. CSU, 10/17/905
 Karrie Downey vs. Oregon, 8/31/914
 Karrie Downey vs. NU, 11/17/935
 Karrie Downey vs. A&M, 9/28/944
 Sonja Russell @ BU, 11/11/005
Megan Beckwith @ KSU, 11/27/105
 26 Tina Murray vs. KSU, 11/4/884
 Tina Murray vs. Wyo., 9/22/905
 Nicole Vranesh vs. NU, 11/4/925
 Janine Zumerchik @ CSU, 10/5/934
 Sarah Lodge @ OU, 11/2/965
 Tegan Lynch vs. ORU, 12/4/964
 Tegan Lynch vs. Stanford, 9/12/985
 Kristen Karlik vs. MU, 9/13/065
 Kristen Karlik vs. Washington, 12/1/064
Megan Beckwith vs. MU, 11/3/104

20-DIG CLUB

25 Michele Kohler vs. Wyo., 9/22/905
 Karrie Downey @ KU, 10/18/914
 Nicole Vranesh vs. UT, 10/9/934
 Karrie Downey vs. Michigan St., 9/16/944
 Karrie Downey @ CSU, 11/9/944
 Leah Williams vs. ISU, 11/24/954
 Tegan Lynch vs. UT, 10/18/965
 Rachel Wacholder @ KSU, 11/16/964
 Tegan Lynch @ KSU, 11/27/984
 Sonja Russell vs. BU, 10/31/015
 Sonja Russell @ KSU, 11/10/014
 Callie Webster vs. UNC, 9/13/084
 Callie Webster vs. ISU, 10/18/085
Megan Beckwith vs. Georgia State, 9/3/104
 24 Tina Murray vs. San Jose State, 9/8/893
 Karrie Downey @ Wyo., 9/14/934
 Sarah Lodge vs. Villanova, 9/6/974
 Nicole Carr vs. Tex. Arl., 11/13/024
 Nicole Carr vs. MU, 11/22/035
 Callie Webster @ TTU, 10/25/085
 23 Tiffany Jesteadt @ Portland, 8/30/915
 Staci Wolfe @ Wyo., 9/14/934
 Sonja Russell @ A&M, 9/23/004
 Kim Taskey @ TTU, 10/19/024
 Callie Webster vs. Kansas, 9/17/085
 Callie Webster vs. Missouri, 11/15/084
 22 Tina Murray @ MU, 10/22/885
 Tina Murray @ Wyo., 10/2/905
 Karrie Downey vs. KU, 11/15/914
 Nicole Vranesh vs. KU, 11/15/914
 Michele Kohler @ ISU, 10/7/925
 Karrie Downey vs. KU, 11/6/934
 Karrie Downey @ MU, 11/20/933
 Karrie Downey vs. CSU, 10/19/945
 Kelly Campbell vs. KSU, 9/27/963
 Tegan Lynch vs. KSU, 11/7/984
 Kelly Campbell @ A&M, 10/23/995
 Lisa Small @ TTU, 10/7/005
 Sara Villwock vs. KSU, 10/6/014
 Kim Taskey @ KSU, 10/12/024
 Kristen Karlik vs. NU, 11/11/065
 Kristen Karlik vs. BU, 11/22/065
 Callie Webster @ Texas Tech, 9/12/075
 Callie Webster @ OU, 9/26/075
 Callie Webster vs. OU, 10/24/074
 Alex Butth vs. UALR, 9/5/084
 Callie Webster vs. CSU, 9/10/084
 21 Tina Murray vs. Tenn., 10/29/884
 Tina Murray vs. CSU, 11/2/885
 Jennifer Sherlock vs. PSU, 9/9/895
 Tina Murray @ BYU, 9/1/904
 Tina Murray vs. LMU, 9/21/903
 Karrie Downey vs. Pepperdine, 9/13/915
 Michele Kohler vs. KU, 11/15/914
 Michele Kohler vs. NU, 11/4/925
 Michele Kohler @ USC, 11/14/924
 Staci Wolfe vs. NU, 11/28/924
 Nicole Vranesh vs. NU, 10/13/935
 Nicole Vranesh vs. PSU, 12/9/935
 Rachel Wacholder @ ISU, 11/5/944
 Tegan Lynch @ ISU, 10/14/955
 Rachel Wacholder @ OU, 11/2/965
 Rachel Wacholder vs. ORU, 12/4/964
 Courtney Owens @ KSU, 9/26/974
 Sarah Lodge @ TTU, 10/10/984
 Sonja Russell vs. Cal, 9/3/995
 Elizabeth Gower @ TTU, 11/13/995

Sonja Russell vs. UT, 11/20/995
 Sonja Russell @ UT, 11/22/004
 Sonja Russell vs. Ga. Tech, 12/1/004
 Sonja Russell @ UT, 11/14/013
 Nicole Carr vs. TTU, 11/8/033
 Kristen Karlik vs. Cincinnati, 9/7/063
 Callie Webster @ Tulane, 8/24/075
 Callie Webster vs. BU, 9/19/075
 Callie Webster vs. ISU, 10/17/075
 Callie Webster vs. TAMU, 11/21/074
Elyse Richardson vs. TTU, 11/20/105
 20 Jennifer Sherlock @ MU, 10/22/885
 Tina Murray vs. OU, 11/18/894
 Jennifer Sherlock vs. Weber St., 9/4/903
 Michele Kohler @ ASU, 9/15/905
 Staci Wolfe vs. NU, 11/4/923
 Nicole Vranesh vs. OU, 10/26/933
 Nicole Vranesh vs. NU, 11/3/935
 Karrie Downey vs. UNC, 9/30/943
 Leah Williams @ BYU, 9/8/954
 Tegan Lynch @ NU, 10/8/975
 Tegan Lynch vs. TTU, 10/24/974
 Sarah Lodge vs. OU, 10/31/973
 Tegan Lynch @ TTU, 10/10/984
 Kelly Campbell vs. UT, 10/17/985
 Kelly Campbell @ A&M, 11/21/985
 Tegan Lynch @ A&M, 11/21/985
 Kelly Campbell vs. NU, 11/25/983
 Kelly Campbell @ KSU, 11/27/984
 Elizabeth Gower vs. TTU, 10/6/993
 Sonja Russell @ UT, 10/13/993
 Meghan Barkman @ TTU, 10/7/005
 Sonja Russell vs. NU, 9/19/013
 Nicole Carr @ A&M, 9/27/035
 Nicole Carr vs. A&M, 11/12/035
 Kristen Karlik @ BU, 10/18/065
 Kristen Karlik @ TAMU, 10/25/065
 Kristen Karlik vs. KSU, 11/1/065
 Amber Sutherland vs. UALR, 9/5/084
Megan Beckwith vs. TAMU, 9/29/105
Megan Beckwith @ TTU, 10/13/105
Megan Beckwith vs. ISU, 10/20/104

BLOCK CLUBS

BlocksName, Opponent, Date

15-BLOCK CLUB

15 Lisa Soulliere @ UT, 11/17/895

10-BLOCK CLUB

13 Leah Williams vs. UGa., 9/7/955
 Alison Koepke vs. ORU, 12/7/975
 12 Lisa Soulliere vs. NAU, 9/2/884
Lisa Soulliere vs. Tenn, 10/28/884
 Leah Williams vs. BSU, 9/4/955
Meghan Barkman @ TTU, 11/3/014
 Schylur Edelman vs. KSU, 9/22/075
 Lauren Schaefer vs. ISU, 10/17/075
 11 Wendy Van Wyhe vs. Ind., 9/16/895
Kathleen Bunce vs. AFA, 9/19/963
 Meghan Barkman @ KU, 9/13/005
Lara Bossow vs. KSU, 9/15/043
 Schylur Edelman vs. ISU, 10/17/075
 10 Lisa Soulliere vs. UT, 9/3/895
 Lisa Soulliere vs. OU, 11/24/894
 Heather Sweeney vs. WKU, 9/16/923
 Alison Koepke vs. CSU, 10/19/943
 Alison Koepke vs. Ohio State, 9/1/954
 Leah Williams vs. Ga. Tech, 9/3/955
 Alison Koepke vs. BSU, 9/4/955
 Alison Koepke vs. UGa., 9/7/955
 Kathleen Bunce @ CSU, 10/24/955
 Leah Williams vs. ISU, 11/11/955
 Alison Koepke vs. Villanova, 9/6/974
 Alison Koepke @ A&M, 10/17/973
 Alison Koepke @ TTU, 11/22/973
 Meghan Barkman vs. AFA, 9/7/994
 Meghan Barkman vs. KSU, 10/2/994
 Meghan Barkman vs. S. Clara, 9/3/005
 Meghan Barkman vs. A&M, 11/1/003
 Meghan Barkman @ UT, 11/22/004
 Josee Roberge @ T.Tech, 11/3/014
 Meghan Barkman vs. KU, 11/24/013
 Austin Zimmerman vs. MU, 11/11/065
 Austin Zimmerman vs. Washington, 12/1/064
 Kaitlyn Burkett vs. ISU, 10/17/075

Italics means that was once the CU record; bold is an active player and underline is the record for a match with that number of games.



NOTABLE MATCHES

TRIPLE-DOUBLES

Triple Double Breakdown

Total Triple Doubles.....	31
Kills-Digs-Assists.....	16
Kills-Digs-Blocks.....	11

Most Triple Doubles, Career

1. Elizabeth Gower, 1999-02.....	10
2. Kelly Campbell, 1996-99.....	5
3. Meghan Barkman, 1999-02.....	4
4. Lisa Soulliere, 1987-89.....	3
5. Alison Koepke, 1994-97.....	2
6. Amy Hulstrom, 1986-87.....	1
Leah Williams, 1992-95.....	1
Tegan Lynch, 1995-98.....	1

Most Triple Doubles, Season

1. Elizabeth Gower, 2000.....	6
2. Meghan Barkman, 2000, 2002.....	4
3. Lisa Soulliere, 1989.....	3
Kelly Campbell, 1998.....	3
5. Alison Koepke, 1997.....	2
Kelly Campbell, 1999.....	2
Elizabeth Gower, 2001, 2002.....	2
8. Amy Hulstrom, 1986.....	1
Leah Williams, 1995.....	1
Tegan Lynch, 1998.....	1

Most Consecutive Triple Doubles

1. Kelly Campbell, 11/25/98 – 11/27/98.....	2
Elizabeth Gower, 11/11/00 – 11/15/00.....	2
Elizabeth Gower, 11/2/02 – 11/6/02.....	2

Elizabeth Gower (10)

Date	Opponent	Kills	Digs	Ast.
9/11/00	Air Force	12	14	47
10/7/00	Texas Tech	14	12	66
11/1/00	Texas A&M	10	19	69
11/11/00	Baylor	10	19	59
11/15/00	Texas Tech	14	13	64
11/22/00	Texas	12	10	48
9/7/01	BYU	12	53	11
11/10/01	Kansas State	14	40	13
11/2/02	Texas A&M	11	12	49
11/6/02	Texas	11	10	51

Kelly Campbell (5)

Date	Opponent	Kills	Digs	Ast.
10/17/98	Texas	10	20	84
11/25/98	Nebraska	10	20	35
11/27/98	Kansas State	18	20	70
11/13/99	Texas Tech	13	15	93
11/20/99	Texas	11	14	78

Meghan Barkman (4)

Date	Opponent	Kills	Digs	Bik.
9/3/00	Santa Clara	15	10	10
10/21/00	Kansas	10	12	11
11/1/00	Texas A&M	11	19	10
11/22/00	Texas	12	12	10

Lisa Soulliere (3)

Date	Opponent	Kills	Digs	Bik.
9/3/89	Texas	16	11	10
11/17/89	Texas	11	12	15
11/24/89	Oklahoma	15	13	10

Alison Koepke (2)

Date	Opponent	Kills	Digs	Bik.
11/22/97	Texas Tech	10	14	10
12/7/97	Oral Roberts	13	13	13

Amy Hulstrom (1)

Date	Opponent	Kills	Digs	Bik.
10/11/86	Colorado-Mines	13	14	14

Leah Williams (1)

Date	Opponent	Kills	Digs	Bik.
11/11/95	Iowa State	15	12	10

Tegan Lynch (1)

Date	Opponent	Kills	Digs	Bik.
11/13/98	Texas Tech	17	15	10

DOUBLE-DOUBLES

Double-Double Breakdown

Total Double-Doubles.....	883
Kills-Digs.....	655
Digs-Assists.....	221
Kills-Assists.....	23
Kills-Blocks.....	20
Blocks-Digs.....	13

Most Double- Doubles, Career

1. Karrie Downey, 1991-94.....	69
2. Kelly Campbell, 1996-99.....	60
3. Sonja Russell, 1998-01.....	57
4. Tina Murray, 1987-90.....	51
Nicole Vranesh, 1990-93.....	51
6. Michele Kohler, 1989-92.....	48
Sarah Lodge, 1995-98.....	48
Elizabeth Gower, 1999-02.....	48
9. Rachel Wacholder, 1993-96.....	46
10. Tegan Lynch, 1995-98.....	38
11. Jennifer Sherlock, 1987-90.....	35
12. Shelly Wolfe, 1991-94.....	33
Nicole Carr, 2002-05.....	33
Amber Sutherland, 2004-08.....	33
15. Courtney Owens, 1991-95.....	26

Most Double Doubles, Kills-Digs, Career

1. Karrie Downey, 1991-94.....	69
2. Sonja Russell, 1998-01.....	57
3. Tina Murray, 1987-90.....	51
4. Michele Kohler, 1989-92.....	48
Sarah Lodge, 1995-98.....	48
6. Rachel Wacholder, 1993-96.....	46
7. Tegan Lynch, 1995-98.....	38
8. Staci Wolfe, 1991-94.....	33
Nicole Carr, 2002-05.....	33
10. Amber Sutherland, 2004-.....	31
11. Courtney Owens, 1995-98.....	26

Most Double Doubles, Digs-Assists, Career

(10 or More)	
1. Kelly Campbell, 1996-99.....	60
2. Nicole Vranesh, 1990-93.....	51
3. Jennifer Sherlock, 1987-90.....	35
Elizabeth Gower, 1999-02.....	35

Most Double Doubles, Kills-Assists, Career

1. Elizabeth Gower, 1999-02.....	15
2. Kelly Campbell, 1996-99.....	6
3. Jennifer Sherlock, 1987-90.....	1
Tegan Lynch, 1995-98.....	1

Most Double-Doubles, Kills-Blocks, Career

1. Meghan Barkman, 1999-02.....	8
2. Lisa Soulliere, 1987-89.....	4
Alison Koepke, 1994-97.....	4
4. Leah Williams, 1992-95.....	3
5. Amy Hulstrom, 1986-87.....	1

Most Double-Doubles, Digs-Blocks, Career

1. Meghan Barkman, 1999-02.....	4
Lisa Soulliere, 1987-89.....	4
3. Alison Koepke, 1994-97.....	2
4. Amy Hulstrom, 1986-87.....	1
Leah Williams, 1992-95.....	1
Kathleen Bunce, 1995-96.....	1

Most Double Doubles, Season

1. Karrie Downey, 1993.....	21
2. Karrie Downey, 1994.....	20
Sonja Russell, 1999.....	20
4. Tina Murray, 1989.....	19
Sonja Russell, 2000.....	19
6. Jennifer Sherlock, 1991.....	18
Elizabeth Gower, 2000.....	18
8. Kelly Campbell, 1999.....	17
9. Michele Kohler, 1990.....	16
Michele Kohler, 1992.....	16
Kelly Campbell, 1996.....	16


Rachel Wacholder, 1996.....	16
Kelly Campbell, 1998.....	16
Sarah Lodge, 1998.....	16
Nicole Carr, 2003.....	16
Amber Sutherland.....	16
17. Karrie Downey, 1991.....	15
Rachel Wacholder, 1995.....	15
Tegan Lynch, 1997.....	15
Tegah Lynch, 1998.....	15
Sonja Russell, 2001.....	15
Amber Sutherland, 2005.....	15

All-Time 25-25 Double Doubles

Name	Opp.	Date	Kills	Digs
Karrie Downey	NU	11/27/93	27	25
Karrie Downey	ISU	11/25/94	28	29
Rachel Wacholder	GT	9/3/95	29	34
Rachel Wacholder	ISU	11/24/95	25	40
Sarah Lodge	OU	11/2/96	36	26

All-Time 20-20 Double Doubles (25-25 Not Included)

Name	Opp.	Date	Kills	Digs
Andrea Smith	UCCS	10/29/86	22	20
Karrie Downey	Ore.	8/31/91	23	27
Karrie Downey	KU	11/15/91	28	22
Janine Zumerchik	CSU	10/5/93	21	26
Karrie Downey	KU	11/6/93	21	22
Karrie Downey	PSU	12/9/93	34	24
Karrie Downey	A&M	9/18/94	22	27
Karrie Downey	ISU	11/5/94	20	41
Karrie Downey	CSU	11/9/94	21	25
Rachel Wacholder	OU	11/2/96	32	21
Sarah Lodge	OU	10/31/97	21	20
Sarah Lodge	TT	10/10/98	21	21
Tegan Lynch	UT	10/17/98	21	29
Sonja Russell	UT	11/20/99	25	21
Sonja Russell	TT	10/7/00	20	28
Sonja Russell	GT	12/1/00	26	21
Nicole Carr	UTA	9/13/02	20	24
Alex Buth	TTU	9/12/07	21	23



Elizabeth Gower, CU's career leader in triple-doubles

RECORDS



TEAM RECORDS

CHAMPIONSHIPS

Big 12	None
Big Eight	1
Big Eight Tournament	2
Colorado Invitational	10
1993 (PB), 1997, 1999, 2001, 2003, 2004, 2006	
Mid-Season Tourneys	14

NCAA TOURNAMENT

Championships	None
Championship Game	None
Final Four	None
Elite Eight	None
Sweet 16	3
Second Round	8
Total Appearances	16

CONSECUTIVES

WINS AND LOSSES

Matches Won	10
Conf. Matches Won	13
Games Won	30
Matches Lost	14
Conf. Matches Lost	14
Games Lost	19

MISCELLANEOUS

5-Game Matches	5
3-Game Matches	12
Extra Game Matches	7
70-Plus Kill Matches	5
50-Plus Kill Matches	17
.400 or Higher Att. Pct.	210/1/88-10/7/88 & 9/1/04-9/3/04
.300 or Higher Att. Pct.	4
.200 or Higher Att. Pct.	13
.100 or Higher Att. Pct.	53
.000 or Higher Att. Pct.	601
70-Plus Assist Matches	4
50-Plus Assist Matches	16
10-Plus Ace Matches	6
5-Plus Ace Matches	15
1-Plus Ace Matches	219
70-Dig Matches	4
50-Dig Matches	14
15-Plus Total Blocks	3
10-Plus Total Blocks	7

KILLS

Most Kills

Season	1991
Game 1	10/6/99 vs. Texas Tech
Game 2	10/5/93 vs. Colorado State
Game 3	11/14/92 vs. Southern Cal
Game 4	10/17/98 vs. Texas
Game 5	9/3/89 vs. Texas
3-Game	10/6/99 vs. Texas Tech
4-Game	10/6/93 vs. Colorado State
5-Game	11/13/99 vs. Texas Tech

ATTACKS

Most Attacks

Season	1990
Game 1	11/24/95 vs. Iowa State
Game 2	11/30/90 vs. Eastern Michigan
Game 3	2X, last 11/24/95 vs. Iowa State
Game 4	10/18/91 vs. Kansas
Game 5	2X, last 9/11/90 at Colorado State
3-Game	10/6/99 vs. Texas Tech
4-Game	11/24/95 vs. Iowa State
5-Game	3X, last 11/20/99 vs. Texas

ATTACK PERCENTAGE

Highest Attack Percentage

Season	2005
Game 1	11/5/91 vs. Colorado State
Game 2	11/9/90 @ Notre Dame
Game 3	10/19/90 @ Kansas State
Game 4	9/13/95 @ Wyoming
Game 5	10/12/05 vs. Kansas State
3-Game	8/31/07 vs. UNC Wilmington
4-Game	9/1/04 vs. Denver
5-Game	11/9/91 vs. Oklahoma

ASSISTS

Most Assists

Season	1991
3-Game	10/31/97 vs. Oklahoma
4-Game	11/27/98 @ Kansas State
5-Game	11/13/99 @ Texas Tech

SERVICE ACES

Most Service Aces

Season	1988
3-Game	8/30/91 vs. Montana
4-Game	3X, last 10/7/95 @ Kansas
5-Game	9/1/89 vs. San Diego State

DIGS

Most Digs

Season	1990
3-Game	11/20/93 vs. Missouri
4-Game	11/24/95 vs. Iowa State
5-Game	9/22/90 vs. Wyoming

TOTAL BLOCKS

Most Total Blocks

Season	1988
3-Game	12/4/98 vs. San Jose State
4-Game	9/1/95 vs. Ohio State
5-Game	10/17/07 vs. ISU

SOLO BLOCKS


Most Solo Blocks

Season	1988
3-Game	9/29/90 vs. Iowa State
4-Game	9/2/88 vs. Northern Arizona
5-Game	9/3/90 vs. Texas

BLOCK ASSISTS

Most Block Assists

Season	1995
3-Game	12/4/98 vs. San Jose State
4-Game	9/9/88 vs. Georgia
5-Game	10/17/07 vs. ISU



Alex Buth and Lauren Schaefer teamed up for a block when CU set a school record for blocks in a match against Iowa State (10/17/07)

RECORDS




NOTABLE SEASONS

The Last Time...

TEAM	
100 Kills	115 @ TTU, 11/13/99
90 Kills	.90 vs. KSU, 11/10/06
80 Kills	80 @ TTU, 10/13/10
25 or Fewer Errors	.24 @ KSU, 11/27/10
15 or Fewer Errors	.14 vs. NU, 11/13/10
40 Errors	.40 @ MU, 10/3/07
250 Attacks	.273 vs. UT, 11/30/99
200 Attacks	.206 vs. UM, 9/4/10
100 or Fewer Attacks	.99 @ ISU, 11/16/10
.400 Attack %	.534 vs. UNCW, 8/31/07
.300 Attack %	.324 @ TTU, 10/13/10
.100 or less Att. %	.071 @ ISU, 11/16/10
90 Assists	.92 vs. UT, 11/20/99
25 or Fewer Assists	.22 @ ISU, 11/16/10
10 Service Aces	.10 vs. UM, 9/4/10
0 Service Aces	.0 @ NU, 11/28/09
0 Service Errors	.0 vs. ISU, 10/20/10
10 Service Errors	.14 @ KSU, 11/27/10
100 Digs	100 vs. UM, 9/4/10
90 Digs	100 vs. UM, 9/4/10
25 or Fewer Digs	.22 @ UT, 10/6/10
10 Block Solos	.13 vs. TAMU, 11/12/03
0 Block Solos	.0 vs. NU, 11/13/10
30 Block Assists	.33 vs. ISU, 10/18/08
5 or Fewer Block Assists	.4 @ ISU, 11/16/10
20 Total Blocks	.21 (12.5) vs. TAMU, 9/29/10
5 or Fewer Total Blocks	.0 vs. NU, 11/13/10

INDIVIDUAL

40 Kills	.40, Sarah Lodge vs. UT, 11/28/97
40 Kills	.40, Sarah Lodge vs. UT, 11/28/97
35 Kills	.35, Kerra Schroeder @ TTU, 10/13/10
30 Kills	.30, Emilee Sisco vs. KU, 11/10/07
25 Kills	.26, Alex Buth vs. TAMU, 9/27/08
20 Kills	.20, Kerra Schroeder @ KSU, 11/27/10
100 Attacks	106, Rachel Wacholder at ISU, 11/24/95
90 Attacks	106, Rachel Wacholder at ISU, 11/24/95
80 Attacks	.81, Courtney Owens at KSU, 11/27/98
70 Attacks	.74, Kerra Schroeder vs. TTU, 11/20/10
.800 Att. Pct	.833, Lauren Schaefer vs. TSU, 9/6/08
.700 Att. Pct	.714, Nikki Kinzer vs. KU, 11/4/09
.600 Att. Pct	.667, Kaitlyn Burkett vs. MU, 11/14/09
.500 Att. Pct	.579, Nikki Lindow, @ KSU, 11/27/10
90 Assists	.93, Kelly Campbell at TTU, 11/13/05
80 Assists	.93, Kelly Campbell at TTU, 11/13/05
70 Assists	.74, Ashley Nu'u KSU, 11/10/06
10 Aces	.10, Staci Wolfe vs. Montana, 8/30/91
5 Aces	.5, Mallori Gibson vs. KU, 11/10/07
40 Digs	.40, Rachel Wacholder at ISU, 11/24/95
30 Digs	.30, Megan Beckwith vs. UM, 9/4/10
25 Digs	.27, Megan Beckwith @ KSU, 11/27/10
20 Digs	.26, Megan Beckwith vs. MU, 11/3/10
15 Blocks	.15, Lisa Soulliere vs. UT, 11/17/89
10 Blocks	.12, Lauren Schaefer vs. ISU, 10/17/07



Allie Griffin

Year-by-Year Team Statistics

Year	MP/GP	Kill	Err	Att.	Pct.	KPG	Ast	APG	SA	Digs	DPG	Bks.	BPG	Pts.
1986	24/79	626	430	2,217	.088	7.92	493	6.24	111	1,060	13.42	226	2.85	824.0
1987	29/102	1,117	632	3,414	.142	10.95	925	9.07	180	1,107	10.85	205	2.01	1,488.5
1988	35/122	1,772	701	4,395	.244	14.45	1,461	11.98	253	1,607	13.12	361	2.96	2,367.5
1989	33/119	1,719	668	4,592	.229	14.45	1,513	12.72	212	1,894	15.92	324	2.72	2,250.0
1990	35/127	1,904	792	5,254	.212	14.99	1,645	12.95	198	2,311	18.20	315	2.48	2,411.5
1991	35/127	2,116	761	5,223	.259	16.66	1,872	14.74	245	2,180	17.17	300	2.36	2,657.5
1992	31/110	1,715	746	4,486	.216	15.59	1,480	13.45	222	1,716	15.60	203	1.85	2,140.0
1993	32/114	1,992	876	5,193	.215	17.47	1,695	14.87	204	2,015	17.68	205	1.80	2,405.5
1994	31/104	1,700	638	4,503	.235	16.35	1,524	14.65	170	1,830	17.60	267	2.57	2,138.0
1995	28/107	1,548	632	4,372	.210	14.47	1,353	12.64	221	1,731	16.18	331	3.09	2,099.0
1996	29/103	1,909	741	4,795	.244	18.53	1,726	16.75	168	1,805	17.36	246	2.38	2,322.5
1997	31/111	1,967	844	4,828	.233	17.92	1,794	16.16	130	1,751	15.77	277	2.49	2,372.5
1998	30/107	2,034	825	4,926	.245	19.01	1,867	17.45	145	1,864	17.42	283	2.64	2,446.5
1999	30/110	1,983	878	5,046	.219	18.03	1,805	16.41	145	1,874	17.04	270	2.45	2,397.0
2000	29/106	1,903	833	4,897	.219	17.95	1,666	15.72	129	1,836	17.32	314	2.96	2,346.0
2001	30/109	1,830	762	4,552	.235	16.79	1,711	15.70	116	1,751	16.06	304	2.79	2,244.0
2002	30/111	1,720	778	4,410	.214	15.50	1,575	14.19	152	1,620	14.59	261	2.36	2,133.5
2003	31/111	1,794	798	4,358	.229	16.16	1,644	14.81	164	1,711	15.41	265	2.39	2,223.5
2004	28/99	1,576	668	3,819	.238	15.92	1,439	14.54	101	1,444	14.59	250	2.53	1,927.5
2005	28/110	1,732	691	3,975	.262	15.75	1,633	14.85	126	1,458	13.25	245	2.23	2,103.0
2006	29/109	1,712	764	4,343	.218	15.71	1,603	14.71	153	1,624	14.90	258	2.37	2,123.5
2007	28/109	1,590	698	4,164	.214	14.59	1,468	13.47	127	1,507	13.83	232	2.13	1,949.0
2008	29/104	1,308	608	3,723	.188	12.58	1,224	11.77	88	1,500	14.42	228	2.20	1,624.5
2009	29/104	1,034	513	3,335	.156	11.00	982	10.45	86	1,242	13.21	151	1.61	1,271.5
2010	26/97	1,114	522	3,454	.171	11.48	1,041	10.73	95	1,365	14.07	158	1.63	1,367.5
Totals	750/2701	41,415	17,599	108,274	.220	15.33	37,139	13.75	3,941	41,803	15.48	6,482	2.40	51,633.0

Year-by-Year Leaders

Year	Player	Kills	Errors	Assists	Points
1986	Melissa Bollinger	23			
1987	Susan Gillette	23			
1988	Kristine Gira	23			
1989	Amy Hulstrom	23			
1990	Andrea Smith	23			
1991	Wendy Callahan	23			
1992	Tina Murray	23			
1993	Jennifer Sherlock	23			
1994	Lisa Soulliere	23			
1995	Wendy Callahan	23			
1996	Daria DeRutter	23			
1997	Susan Magda	23			
1998	Tina Murray	23			
1999	Stephanie Salgado	23			
2000	Jennifer Sherlock	23			
2001	Lisa Soulliere	23			
2002	Daria DeRutter	23			
2003	Tina Murray	23			
2004	Stephanie Salgado	23			
2005	Jennifer Sherlock	23			
2006	Lisa Soulliere	23			
2007	Wendy Callahan	23			
2008	Tina Murray	23			
2009	Jennifer Sherlock	23			
2010	Lisa Soulliere	23			
1986	Melissa Bollinger	23			
1987	Susan Gillette	23			
1988	Kristine Gira	23			
1989	Amy Hulstrom	23			
1990	Andrea Smith	23			
1991	Wendy Callahan	23			
1992	Tina Murray	23			
1993	Jennifer Sherlock	23			
1994	Lisa Soulliere	23			
1995	Wendy Callahan	23			
1996	Daria DeRutter	23			
1997	Susan Magda	23			
1998	Tina Murray	23			
1999	Stephanie Salgado	23			
2000	Jennifer Sherlock	23			
2001	Lisa Soulliere	23			
2002	Daria DeRutter	23			
2003	Tina Murray	23			
2004	Stephanie Salgado	23			
2005	Jennifer Sherlock	23			
2006	Lisa Soulliere	23			
2007	Wendy Callahan	23			
2008	Tina Murray	23			
2009	Jennifer Sherlock	23			
2010	Lisa Soulliere	23			
1986	Melissa Bollinger	23			
1987	Susan Gillette	23			
1988	Kristine Gira	23			
1989	Amy Hulstrom	23			
1990	Andrea Smith	23			
1991	Wendy Callahan	23			
1992	Tina Murray	23			
1993	Jennifer Sherlock	23			
1994	Lisa Soulliere	23			
1995	Wendy Callahan	23			
1996	Daria DeRutter	23			
1997	Susan Magda	23			
1998	Tina Murray	23			
1999	Stephanie Salgado	23			
2000	Jennifer Sherlock	23			
2001	Lisa Soulliere	23			
2002	Daria DeRutter	23			
2003	Tina Murray	23			
2004	Stephanie Salgado	23			
2005	Jennifer Sherlock	23			
2006	Lisa Soulliere	23			
2007	Wendy Callahan	23			
2008	Tina Murray	23			
2009	Jennifer Sherlock	23			
2010	Lisa Soulliere	23			
1986	Melissa Bollinger	23			
1987	Susan Gillette	23			
1988	Kristine Gira	23			
1989	Amy Hulstrom	23			
1990	Andrea Smith	23			
1991	Wendy Callahan	23			
1992	Tina Murray	23			
1993	Jennifer Sherlock	23			
1994	Lisa Soulliere	23			
1995	Wendy Callahan	23			
1996	Daria DeRutter	23			
1997	Susan Magda	23			
1998	Tina Murray	23			
1999	Stephanie Salgado	23			
2000	Jennifer Sherlock	23			
2001	Lisa Soulliere	23			
2002	Daria DeRutter	23			
2003	Tina Murray	23			
2004	Stephanie Salgado	23			
2005	Jennifer Sherlock	23			
2006	Lisa Soulliere	23			
2007	Wendy Callahan	23			
2008	Tina Murray	23			
2009	Jennifer Sherlock	23			
2010	Lisa Soulliere	23			
1986	Melissa Bollinger	23			
1987	Susan Gillette	23			
1988	Kristine Gira	23			
1989	Amy Hulstrom	23			
1990	Andrea Smith	23			
1991	Wendy Callahan	23			
1992	Tina Murray	23			
1993	Jennifer Sherlock	23			
1994	Lisa Soulliere	23			
1995	Wendy Callahan	23			
1996	Daria DeRutter	23			
1997	Susan Magda	23			
1998	Tina Murray	23			
1999	Stephanie Salgado	23			
2000	Jennifer Sherlock	23			
2001	Lisa Soulliere	23			
2002	Daria DeRutter	23			
2003	Tina Murray	23			
2004	Stephanie Salgado	23			
2005	Jennifer Sherlock	23			
2006	Lisa Soulliere	23			
2007	Wendy Callahan	23			
2008	Tina Murray	23			
2009	Jennifer Sherlock	23			
2010	Lisa Soulliere	23			
1986	Melissa Bollinger	23			
1987	Susan Gillette	23			
1988	Kristine Gira	23			
1989	Amy Hulstrom	23			
1990	Andrea Smith	23			
1991	Wendy Callahan	23			
1992	Tina Murray	23			
1993	Jennifer Sherlock	23			
1994	Lisa Soulliere	23			
1995	Wendy Callahan	23			
1996	Daria DeRutter	23			
1997	Susan Magda	23			
1998	Tina Murray	23			
1999	Stephanie Salgado	23			
2000	Jennifer Sherlock	23			
2001	Lisa Soulliere	23			
2002	Daria DeRutter	23			
2003	Tina Murray	23			
2004	Stephanie Salgado	23			



NOTABLE SEASONS & CAREERS

100 In Three Season Statistical Categories

Name	Season	Kills	Digs	Blocks	Assists
Lisa Soulliere	1988	230	147	141	19
Lisa Soulliere	1989	354	243	168	25
Wendy Van Wyhe	1990	289	114	135	8
Nicole Vranesh	1991	101	351	55	1,712
Katie Zabransky	1991	341	193	129	13
Nicole Vranesh	1993	111	358	37	1,541
Leah Williams	1994	280	282	127	16
Leah Williams	1995	266	266	177	11
Kelly Campbell	1996	126	308	56	1,519
Alison Koepke	1997	292	194	144	12
Tegan Lynch	1997	239	345	68	113
Kelly Campbell	1998	180	321	63	1,572
Kristin Engelking	1998	350	104	109	15
Tegan Lynch	1998	332	378	137	74
Meghan Barkman	1999	257	186	134	13
Kelly Campbell	1999	196	3366	1,555	75
Meghan Barkman	2000	312	223	165	22
Elizabeth Gower	2000	203	288	85	1,399
Meghan Barkman	2001	346	172	132	22
Elizabeth Gower	2001	214	243	67	1,312
Elizabeth Gower	2002	305	184	115	24
Meghan Barkman	2002	176	240	56	1,115
Ashley Nu'u	2004	119	144	63	1,146
Ashley Nu'u	2005	113	194	68	1,448
Ashley Nu'u	2006	120	179	64	1,352

400 In Two Season Statistical Categories

Name	Season	Kills	Digs	Assists
Karrie Downey	1993	501	414	26
Karrie Downey	1994	462	452	42
Sonja Russell	2000	425	406	60

300 In Two Season Statistical Categories

Name	Season	Kills	Digs	Blocks	Assists
Tina Murray	1989	449	368		21
Tiffany Jestadt	1990	415	306		62
Michele Kohler	1990	357	416		12
Tina Murray	1990	377	490		11
Karrie Downey	1991	440	370		45
Nicole Vranesh	1991	101	352		1,712
Michele Kohler	1992	364	371		8
Karrie Downey	1992	387	303		31
Nicole Vranesh	1992	99	331		1,319
Karrie Downey	1993	501	414		44
Nicole Vranesh	1993	111	358		1,541
Staci Wolfe	1993	427	369		19
Karrie Downey	1994	462	452		32
Rachel Wacholder	1994	371	318		31
Rachel Wacholder	1995	438	399		10
Kelly Campbell	1996	126	308		1,519
Rachel Wacholder	1996	456	329		48
Sarah Lodge	1997	528	322		27
Tegan Lynch	1997	329	345		113
Kelly Campbell	1998	180	321		1,572
Sarah Lodge	1998	372	321		53
Tegan Lynch	1998	332	378		137
Courtney Owens	1998	399	342		47
Kelly Campbell	1999	196	336		1,555
Sonja Russell	1999	427	375		45
Sonja Russell	2000	425	406		60
Sonja Russell	2001	320	352		82
Nicole Carr	2003	331	388		46
Amber Sutherland	2006	456	312		47

1,500 In Two Career Statistical Categories

Name	Seasons	Kills	Digs	Assists
Karrie Downey	1991-94	1,790	1,540	115



Elizabeth Gower



Sonja Russell



Karrie Downey

1,000 In Two Career Statistical Categories

Name	Seasons	Kills	Digs	Assists
Tina Murray	1987-90	1,358	1,523	52
Michele Kohler	1989-92	1,225	1,446	48
Nicole Vranesh	1990-93	372	1,248	5,261
Karrie Downey	1991-94	1,790	1,540	115
Staci Wolfe	1991-94	1,005	1,035	74
Rachel Wacholder	1993-96	1,484	1,342	140
Sarah Lodge	1995-98	1,581	1,081	134
Tegan Lynch	1995-98	1,024	1,216	303
Kelly Campbell	1996-99	592	1,247	6,228
Sonja Russell	1998-01	1,237	1,271	205
Elizabeth Gower	1999-02	801	1,083	3,933

600 In Three Career Statistical Categories

Name	Seasons	Kills	Digs	Blocks	Assists
Elizabeth Gower	1999-02	801	1,083	278	3,933

500 In Three Career Statistical Categories

Name	Seasons	Kills	Digs	Blocks	Assists
Kelly Campbell	1996-99	592	1,247	264	6,228
Meghan Barkman	1999-02	1,220	765	564	81
Elizabeth Gower	1999-02	801	1,083	278	3,933

400 In Three Career Statistical Categories

Name	Seasons	Kills	Digs	Blocks	Assists
Lisa Soulliere	1987-89	750	488	412	52
Kelly Campbell	1996-99	592	1,247	264	6,228
Alison Koepke	1994-97	702	440	441	78
Meghan Barkman	1999-02	1,220	765	564	81
Elizabeth Gower	1999-02	801	1,083	278	3,933
Ashley Nu'u	2003-06	408	573	203	4,315

300 In Three Career Statistical Categories

Name	Seasons	Kills	Digs	Blocks	Assists
Lisa Soulliere	1987-89	750	488	412	52
Jennifer Sherlock	1987-90	391	910	189	4,196
Nicole Vranesh	1990-93	372	1,248	152	5,261
Leah Williams	1992-95	832	821	391	54
Alison Koepke	1994-97	702	440	441	78
Tegan Lynch	1995-98	1,024	1,216	207	303
Kelly Campbell	1996-99	592	1,247	264	6,228
Meghan Barkman	1999-02	1,220	765	564	81
Elizabeth Gower	1999-02	801	1,083	278	3,933
Monique Gerlach	2000-03	1,427	747	355	95
Ashley Nu'u	2003-06	408	573	203	4,315

200 In Four Career Statistical Categories

Name	Seasons	Kills	Assists	Aces	Digs	Blocks
Tegan Lynch	1995-98	1,024	303	47	1,216	207
Kelly Campbell	1996-99	592	6,228	92	1,247	264
Elizabeth Gower	1999-02	801	3,933	94	1,083	278

100 In Four Career Statistical Categories

Name	Seasons	Kills	Assists	Aces	Digs	Blocks
Stephanie Salgado	1987-90	832	102	129	605	244
Jennifer Sherlock	1987-90	391	4,196	145	910	189
Tiffany Jestadt	1989-91	713	111	50	601	162
Nicole Vranesh	1990-93	372	5,261	83	1,248	152
Karrie Downey	1991-94	1,790	115	152	1,540	231
Rachel Wacholder	1993-96	1,484	140	145	1,342	156
Sarah Lodge	1995-98	1,581	134	96	1,081	216
Tegan Lynch	1995-98	1,024	303	47	1,216	207
Kelly Campbell	1996-99	592	6,228	92	1,247	264
Sonja Russell	1998-01	1,237	203	59	1,272	147
Elizabeth Gower	1999-02	801	3,933	94	1,083	278
Allie Griffin	2002-05	1,283	186	30	620	266

100 In Five Career Statistical Categories

Name	Seasons	Kills	Assists	Aces	Digs	Blocks
Stephanie Salgado	1987-90	832	102	129	605	244
Jennifer Sherlock	1987-90	391	4,196	145	910	189
Karrie Downey	1991-94	1,790	115	152	1,540	231
Rachel Wacholder	1993-96	1,484	140	145	1,342	156



IN OTHER BOOKS

Conf. Team Stat Champs

1991	Kills, All Matches	16.66
	Assists, All Matches	14.74
	Digs, All Matches	17.17
1992	Kills, All Matches	15.59
1993	Kills, All Matches	17.47
	Assists, All Matches	14.87
1995	Aces, Conference Matches	2.07
1996	Kills, All Matches	18.53
	Kills, Conference Matches	18.60
	Assists, All Matches	16.75
	Assists, Conference Matches	16.86
	Digs, All Matches	17.52
	Digs, Conference Matches	17.88
	Blocks, All Matches	3.42
1997	Kills, All Matches	18.12
	Kills, Conference Matches	18.56
	Assists, All Matches	16.48
	Assists, Conference Matches	16.95
1998	Kills, All Matches	19.07
	Kills, Conference Matches	19.26
	Assists, All Matches	17.45
	Assists, Conference Matches	17.71
	Digs, All Matches	17.31
1999	Kills, All Matches	18.03
	Kills, Conference Matches	18.59
	Assists, All Matches	16.37
	Assists, Conference Matches	16.59

Conf. Individual Stat Champs

Kelly Campbell		
1996	Assists, All Matches	14.75
	Assists, Conference Matches	14.81
1998	Att. Pct., All Matches	.406
	Att. Pct., Conference Matches	.392
Amy Hulstrom		
1986	Blocks, All Matches	1.34
Sarah Lodge		
1995	Aces, Conference Matches	.49
Tina Murray		
1990	Digs, All Matches	3.96
Jennifer Sherlock		
1988	Aces, All Matches	.54
Lisa Soulliere		
1989	Blocks, All Matches	1.40
Nicole Vranesh		
1991	Assists, All Matches	13.67
1992	Assists, All Matches	12.36
1993	Assists, All Matches	13.49
Rachel Wacholder		
1994	Aces, Conference Matches	.60
Staci Wolfe		
1991	Aces, All Matches	.49
1993	Aces, All Matches	.53
Leah Williams		
1995	Blocks, All Matches	1.64

(Top 10 Only, Conf. Matches Only Since 1994)

Conf. Individual Stat Leaders

Meghan Barkman		
1999	Blocks, All Matches	6th/1.31
	Blocks, Conf. Matches	6th/1.27
2000	Blocks, All Matches	3rd/1.57
	Blocks, Conf. Matches	4th/1.63
2001	Att. Pct., All Matches	3rd/.360
	Att Pct., Conf. Matches	5th/.346
	Blocks, All Matches	3rd/1.43
	Blocks, Conf. Matches	3rd/1.59
2002	Blocks, All Matches	7th/1.07
	Blocks, Conf. Matches	6th/1.16
Allison Barnes		
2002	Aces, Conf. Matches	10th/0.29
2003	Assists, All Matches	8th/10.32
	Assists, Conf. Matches	7th/10.31

Megan Beckwith

2010	Digs, All Matches	7th/4.18
	Digs, Conf. Matches	10th/4.10

Lara Bossow

2005	Att. Pct., All Matches	4th/.369
	Att. Pct., Conf. Matches	3rd/.397

Shana Bowen

1998	Att. Pct., All Matches	8th/.344
	Att. Pct., Conf. Matches	8th/.337
1999	Aces, Conf. Matches	8th/.30

Kaitlyn Burkett

2007	Assists, All Matches	7th/11.90
	Assists, Conf. Matches	7th/11.65
2008	Assists, All Matches	6th/9.96
	Assists, Conf. Matches	6th/9.84

Alex Butth

2005	Aces, All Matches	10th/.33
	Aces, Conf. Matches	5th/.35

Wendy Callahan

1988	Att. Pct., All Matches	4th/.328
-------------	------------------------	----------

Kelly Campbell

1996	Assists, All Matches	1st/14.75
	Assists, Conf. Matches	1st/14.81
	Digs, Conf. Matches	9th/3.13
1997	Assists, All Matches	2nd/14.54
	Assists, Conf. Matches	2nd/15.14
1998	Att. Pct., All Matches	1st/.406
	Att. Pct., Conf. Matches	1st/.392
	Assists, All Matches	2nd/14.69
	Assists, Conf. Matches	2nd/15.09
	Aces, All Matches	7th/.29
	Aces, Conf. Matches	8th/.29
	Digs, Conf. Matches	9th/3.25
1999	Att. Pct., All Matches	6th/.324
	Assists, All Matches	2nd/14.14
	Assists, Conf. Matches	2nd/14.64

Nicole Carr

2003	Digs, All Matches	8th/3.50
	Digs, Conf. Matches	9th/3.39

Darla DeRuiter

1988	Att. Pct., All Matches	3rd/.357
-------------	------------------------	----------

Karrie Downey

1991	Kills, All Matches	3rd/3.86
	Aces, All Matches	3rd/.40
	Digs, All Matches	3rd/3.25
1992	Kills, All Matches	5th/3.65
	Digs, All Matches	9th/2.86
1993	Kills, All Matches	3rd/4.47
	Digs, All Matches	2nd/3.70
	Aces, All Matches	4th/.38
1994	Kills, All Matches	3rd/4.49
	Kills, Conf. Matches	3rd/4.08
	Digs, All Matches	2nd/4.42
	Digs, Conf. Matches	2nd/3.81

Schylur Edelman

2008	Blocks, All Matches	8th/0.97
	Blocks, Conf. Matches	8th/0.94

Kristin Engelking

1998	Att. Pct., All Matches	4th/.355
	Att. Pct., Conf. Matches	2nd/.369
1999	Att. Pct., All Matches	4th/.353
	Att. Pct., Conf. Matches	3rd/.343

Becah Fogle

2009	Kills, All Matches	9th/3.25
	Points, All Matches	10th/3.60

Monique Gerlach

2000	Blocks, Conf. Matches	9th/1.20
2001	Att. Pct., All Matches	5th/.344
	Att. Pct., Conf. Matches	8th/.336
	Kills, All Matches	9th/3.68
	Kills, Conf. Matches	9th/3.64
2002	Att. Pct., All Matches	9th/.331
	Att. Pct., Conf. Matches	10th/.316
	Kills, All Matches	7th/3.77
	Kills, Conf. Matches	5th/4.01
	Points, All Matches	8th/4.50
	Points, Conf. Matches	6th/4.69

2003	Att. Pct., All Matches	6th/.320
	Att. Pct., Conf. Matches	10th/.303

Mallori Gibson

2006	Aces, All Matches	7th/0.33
-------------	-------------------	----------

Elizabeth Gower

1999	Aces, All Matches	8th/.30
	Aces, Conf. Matches	6th/.33
	Digs, Conf. Matches	9th/3.36
2000	Assists, All Matches	6th/13.20
	Assists, Conf. Matches	6th/13.46
2001	Assists, All Matches	7th/12.11
	Assists, Conf. Matches	8th/12.04
2002	Assists, All Matches	9th/10.23
	Assists, Conf. Matches	9th/10.41

Allie Griffin

2004	Kills, All Matches	5th/4.24
	Kills, Conf. Matches	5th/4.29
2005	Kills, All Matches	2nd/4.58
	Kills, Conf. Matches	2nd/4.57
	Points, All Matches	3rd/5.03
	Points, Conf. Matches	2nd/4.99

Amy Hulstrom

1986	Blocks, All Matches	1st/1.34
-------------	---------------------	----------

Tiffany Jestadt

1990	Kills, All Matches	4th/3.37
1991	Att. Pct., All Matches	10th/.270

Alison Koepke

1995	Blocks, All Matches	5th/1.34
1997	Att. Pct., Conf. Matches	7th/.296
	Blocks, All Matches	7th/1.31
	Blocks, Conf. Matches	9th/1.30

Kristen Karlik

2006	Digs, All Matches	4th/4.21
	Digs, Conf. Matches	4th/4.13

Michele Kohler

1989	Digs, All Matches	7th/3.20
1990	Kills, All Matches	7th/2.05
	Digs, All Matches	3rd/3.56
1991	Digs, All Matches	5th/3.05
1992	Digs, All Matches	2nd/3.47
	Aces, All Matches	5th/.41
	Kills, All Matches	9th/3.40

Sarah Lodge

1995	Aces, All Matches	3rd/.36
	Aces, Conf. Matches	1st/.49
1996	Kills, All Matches	4th/4.43
	Kills, Conf. Matches	6th/4.39
	Digs, Conf. Matches	10th/3.09
1997	Kills, All Matches	3rd/4.80
	Kills, Conf. Matches	2nd/5.20

Tegan Lynch

1997	Digs, All Matches	10th/3.21
	Digs, Conf. Matches	7th/3.38
1998	Digs, All Matches	5th/3.53
	Digs, Conf. Matches	4th/3.75

Susan Magda

1988	Kills, All Matches	3rd/3.57
-------------	--------------------	----------

Tina Murray

1988	Digs, All Matches	5th/3.16
1989	Kills, All Matches	2nd/3.90
	Digs, All Matches	3rd/3.20
1990	Kills, All Matches	8th/3.04
	Digs, All Matches	1st/3.96

Ashley Nu'u

2004	Assists, All Matches	5th/12.19
	Assists, Conf. Matches	6th/11.79
2005	Assists, All Matches	3rd/13.16
	Assists, Conf. Matches	3rd/12.82
2006	Assists, All Matches	5th/12.52
	Assists, Conf. Matches	6th/12.69

Courtney Owens

1998	Kills, All Matches	7th/3.76
	Kills, Conf. Matches	7th/4.15
	Aces, All Matches	7th/.29
	Digs, All Matches	8th/3.23
	Digs, Conf. Matches	8th/3.27

RECORDS



IN OTHER BOOKS

Buffy Romero

1990 Assists, All Matches10th/2.39

Sonja Russell

1999 Kills, All Matches9th/3.99

Kills, Conf. Matches9th/4.08

Digs, All Matches6th/3.50

Digs, All Matches5th/3.56

2000 Kills, All Matches9th/4.30

Kills, Conf. Matches8th/4.23

Digs, All Matches3rd/3.83

Digs, Conf. Matches2nd/4.30

2001 Digs, All Matches3rd/3.74

Digs, Conf. Matches2nd/4.10

Stephanie Salgado

1988 Kills, All Matches9th/3.19

Maragda Santillana

2003 Kills, Conf. Matches8th/3.72

Points, Conf. Matches9th/4.36

2004 Kills, All Matches6th/4.17

Kills, Conf. Matches7th/4.21

Lauren Schaefer

2005 Att. Pct., Conf. Matches13th/272

2006 Att. Pct., Conf. Matches10th/308

2007 Att. Pct., All Matches5th/360

2008 Att. Pct., All Matches9th/303

Kerra Schroeder

2010 Kills, All Matches6th/3.84

Kills, Conf. Matches6th/3.84

Points, All Matches6th/4.29

Points, Conf. Matches6th/4.20

Melissa Schutz

1998 Aces, All Matches7th/29

Aces, Conf. Matches10th/28

Tracy Seiler

1994 Assists, All Matches4th/10.42

Assists, Conf. Matches2nd/12.11

Jennifer Sherlock

1988 Aces, All Matches1st/54

Assists, All Matches2nd/11.01

Att. Pct., All Matches5th/296

1989 Assists, All Matches2nd/11.40

1990 Assists, All Matches6th/9.05

Lisa Soulliere

1987 Att. Pct., All Matches10th/252

Blocks, All Matches8th/1.01

1988 Blocks, All Matches4th/1.21

1989 Blocks, All Matches1st/1.40

Att. Pct., All Matches4th/330

Kills, All Matches10th/2.90

Aces, All Matches6th/3.1

Amber Sutherland

2005 Kills, All Matches6th/3.86

Kills, Conf. Matches9th/3.63

Digs, All Matches15th/2.66

Digs, Conf. Matches13th/2.62

Points, All Matches12th/4.19

2006 Kills, All Matches4th/4.18

Kills, Conf. Matches3rd/4.32

Points, All Matches6th/4.74

Points, Conf. Matches6th/4.87

Heather Sweeney

1992 Att. Pct., All Matches8th/273

Alyssa Valentine

2010 Assists, All Matches9th/8.62

Assists, Conf. Matches9th/8.63

Wendy Van Wyhe

1989 Att. Pct., All Matches9th/244

1990 Att. Pct., All Matches6th/294

Blocks, All Matches3rd/1.13

1991 Att. Pct., All Matches2nd/350

Blocks, All Matches9th/89

Nicole Vranesh

1990 Assists, All Matches8th/6.00

1991 Assists, All Matches1st/13.67

Digs, All Matches9th/2.79

1992 Assists, All Matches1st/12.36

Digs, All Matches4th/2.86

1993 Assists, All Matches1st/13.49

Digs, All Matches6th/3.26

Rachel Wacholder

1993 Att. Pct., All Matches10th/246

1994 Kills, All Matches6th/3.57

Kills, Conf. Matches5th/3.78

Aces, All Matches2nd/43

Aces, Conf. Matches1st/60

Digs, All Matches4th/3.06

Digs, Conf. Matches4th/3.08

1995 Kills, All Matches3rd/4.19

Kills, Conf. Matches3rd/4.38

Aces, All Matches3rd/36

Aces, Conf. Matches9th/31

Digs, All Matches2nd/3.73

Digs, Conf. Matches4th/3.27

1996 Kills, All Matches5th/4.43

Kills, Conf. Matches3rd/4.75

Aces, All Matches9th/35

Aces, Conf. Matches10th/29

Digs, All Matches7th/3.21

Digs, Conf. Matches4th/3.26

Callie Webster

2007 Digs, All Matches5th/4.28

Digs, Conf. Matches4th/4.35

2008 Digs, All Matches7th/3.98

Digs, Conf. Matches4th/4.17

Leah Williams

1994 Att. Pct., All Matches4th/311

Att. Pct., Conf. Matches4th/356

Digs, All Matches9th/2.77

Digs, Conf. Matches7th/2.78

Blocks, All Matches2nd/1.25

Blocks, Conf. Matches2nd/1.17

1995 Att. Pct., All Matches5th/346

Att. Pct., Conf. Matches3rd/333

Aces, All Matches8th/32

Blocks, All Matches1st/1.64

Blocks, Conf. Matches2nd/1.47

Staci Wolfe

1991 Aces, All Matches1st/49

1992 Aces, All Matches2nd/46

1993 Aces, All Matches1st/53

Kills, All matches5th/3.80

Digs, All Matches5th/3.29

Shelly Wolfe

1995 Assists, All Matches4th/10.43

Assists, Conf. Matches6th/9.66

Aces, Conf. Matches4th/36

Katie Zabransky

1991 Att. Pct., All Matches3rd/296

Blocks, All Matches5th/1.07

Austin Zimmerman

2006 Att. Pct., All Matches9th/320

Att. Pct., Conf. Matches3rd/344

Janine Zumerchik

1992 Att. Pct., All Matches4th/321

1993 Kills, All Matches6th/3.50

Att. Pct., All Matches6th/309

1994 Att. Pct., All Matches6th/285

Att. Pct., Conf. Matches3rd/402

Kills, All Matches10th/2.90

Kills, Conf. Matches10th/2.97

Bufs In The NCAA

(Top 10 from 1988-1991, Top 20 from 1992-97, Top 30 from 1998-2005, Top 50 from 2006-present)

Team NCAA Stat Champions

1998 Assists Per Game17.67
Kills Per Game19.01

Individual NCAA Stat Champions

Nicole Vranesh

1991 Assists Per Game13.67

Team NCAA Stat Leaders

1991 Kills Per Game6th/16.66

Assists Per Game8th/14.74

1992 Kills Per Game19th/15.59

1993 Kills Per Game2nd/17.47

Assists Per Game7th/14.87

1994 Kills Per Game6th/16.35

Assists Per Game8th/14.65

1996 Kills Per Game2nd/18.53

Assists Per Game2nd/16.76

1997 Kills Per Game3rd/17.72

Assists Per Game3rd/16.16

1998 Kills Per Game1st/19.01

Assists Per Game1st/17.67

1999 Kills Per Game2nd/18.03

Assists Per Game2nd/16.41

2000 Kills Per Game5th/17.95

Assists Per Game17th/15.72

Blocks Per Game23rd/2.96

2001 Assists Per Game7th/15.70

Kills Per Game14th/16.79

Blocks Per Game30th/2.79

2005 Att. Pct.26th/262

Assists Per Game31st/14.85

2006 Assists Per Game44th/14.71

Individual NCAA Stat Leaders

Meghan Barkman

2000 Blocks Per Game13th/1.57

2001 Blocks Per Game27th/1.41

Lara Bossow

2005 Att. Pct.17th/369

Kelly Campbell

1996 Assists Per Game3rd/14.75

1997 Assists Per Game4th/14.25

1998 Assists Per Game4th/14.69

1999 Assists Per Game7th/14.14

Elizabeth Gower

2000 Assists Per Game29th/13.20

Allie Griffin

2005 Kills Per Game32nd/4.58

Ashley Nu'u

2005 Assists Per Game17th/13.16

Nicole Vranesh

1991 Assists Per Game1st/13.67

1992 Assists Per Game16th/12.36

1993 Assists Per Game4th/13.49

Leah Williams

2001 Blocks Per Game27th/1.41



TOURNAMENT RECORDS

NCAA Tournament Records

CAREER SERVICE

Matches Played	Alison Koepke, 1994-97.....	8
	Sarah Lodge, 1995-98.....	8
	Tegan Lynch, 1995-98.....	8
	Courtney Owens, 1995-98.....	8
	Kelly Campbell, 1996-99.....	8
Matches Started	Alison Koepke, 1994-97.....	8
	Sarah Lodge, 1995-98.....	8
	Tegan Lynch, 1995-98.....	8
	Kelly Campbell, 1996-99.....	8
Games Played	Alison Koepke, 1994-97.....	28

MOST POINTS

Career	Karrie Downey, 1991-94.....	142.0
Season	Karrie Downey, 1993.....	55.5
3-Game Match	Leah Williams vs. Northern Iowa, 11/29/95.....	25.0
4-Game Match	Karrie Downey vs. Northern Iowa, 12/4/94.....	29.5
5-Game Match	Karrie Downey vs. Penn State, 12/7/91.....	37.5

MOST KILLS

Career	Karrie Downey, 1991-94.....	123
Season	Karrie Downey, 1993.....	53
3-Game Match	Karrie Downey vs. Illinois, 12/5/93.....	19
	Leah Williams vs. Northern Iowa, 11/29/95.....	19
4-Game Match	Sonja Russell vs. Georgia Tech, 12/1/00.....	26
5-Game Match	Karrie Downey vs. Penn State, 12/7/91.....	34
	Karrie Downey vs. Penn State, 12/9/93.....	34

MOST ATTACKS

Career	Karrie Downey, 1991-94.....	307
Season	Karrie Downey, 1993.....	119
3-Game Match	Rachel Wacholder vs. Northern Iowa, 11/29/95.....	52
4-Game Match	Karrie Downey vs. Northern Iowa, 12/4/94.....	62
5-Game Match	Karrie Downey vs. Penn State, 12/9/93.....	85

MOST ASSISTS

Career	Kelly Campbell, 1996-99.....	383
Season	Nicole Vranesh, 1993.....	140
3-Game Match	Kelly Campbell @ Hawai'i, 12/8/96.....	55
4-Game Match	Kelly Campbell vs. Oral Roberts, 12/4/96.....	74
5-Game Match	Nicole Vranesh vs. Penn State, 12/9/93.....	87

MOST SERVICE ACES

Career	Sarah Lodge, 1995-98.....	8
Season	Mallori Gibson, 2006.....	6
3-Game Match	Sarah Lodge @ Hawai'i, 12/8/96.....	4
	Mallori Gibson vs. New Mexico State, 11/30/06.....	4
4-Game Match	Rachel Wacholder vs. Northern Iowa, 12/4/94.....	3
	Austin Zimmerman vs. Hawai'i, 12/2/04.....	3
5-Game Match	Nicole Vranesh vs. Penn State, 12/7/91.....	2
	Nicole Vranesh vs. Penn State, 12/9/93.....	2
	Shana Bowen vs. Oral Roberts, 12/7/97.....	2
	Monique Gerlach @ Colorado State, 12/2/00.....	2

MOST DIGS

Career	Karrie Downey, 1991-94.....	94
Season	Kristen Karlik, 2006.....	41
3-Game Match	Shelly Wolfe vs. Northern Iowa, 11/29/95.....	16
4-Game Match	Tegan Lynch vs. Oral Roberts, 12/4/96.....	26
	Kristen Karlik vs. Washington, 12/1/06.....	26
5-Game Match	Karrie Downey vs. Penn State, 12/9/93.....	24

MOST TOTAL BLOCKS

Career	Alison Koepke, 1994-97.....	34
Season	Alison Koepke, 1997.....	17
3-Game Match	Kristin Engelking vs. San Jose State, 12/4/98.....	9
4-Game Match	Austin Zimmerman vs. Washington, 12/1/06.....	10
5-Game Match	Alison Koepke vs. Oral Roberts, 12/7/97.....	13

Colorado Invitational Records

CAREER SERVICE

Matches Played	Karrie Downey, 1991-94.....	18
	Staci Wolfe, 1991-94.....	18
	Janine Zumerchik, 1991-94.....	18
Matches Started	Karrie Downey, 1991-94.....	18
Games Played	Karrie Downey, 1991-94.....	62

MOST POINTS

Career	Karrie Downey, 1991-94.....	295.5
Season	Staci Wolfe, 1994.....	120.0
3-Game Match	Kim Taskey vs. Central Florida, 9/1/00.....	21.5
4-Game Match	Staci Wolfe vs. Texas A&M, 9/18/94.....	32.0
5-Game Match	Rachel Wacholder vs. Georgia Tech, 9/3/95.....	30.5

MOST KILLS

Career	Karrie Downey, 1991-94.....	247
Season	Staci Wolfe, 1994.....	111
3-Game Match	Kim Taskey vs. Central Florida, 9/1/00.....	21
4-Game Match	Staci Wolfe vs. Texas A&M, 9/18/94.....	31
5-Game Match	Rachel Wacholder vs. Georgia Tech, 9/3/95.....	29

MOST ATTACKS

Career	Karrie Downey, 1991-94.....	640
Season	Karrie Downey, 1994.....	292
3-Game Match	Sonja Russell vs. Central Florida, 9/1/00.....	60
4-Game Match	Staci Wolfe vs. Texas A&M, 9/18/94.....	73
5-Game Match	Rachel Wacholder vs. Georgia Tech, 9/3/95.....	72

MOST ASSISTS

Career	Jennifer Sherlock, 1987-90.....	516
Season	Nicole Vranesh, 1993.....	252
3-Game Match	Elizabeth Gower vs. Central Florida, 9/1/00.....	55
4-Game Match	Jennifer Anderson vs. Washington, 9/1/94.....	62
5-Game Match	Kelly Campbell vs. Stanford, 9/12/98.....	74

MOST SERVICE ACES

Career	Rachel Wacholder, 1993-96.....	26
Season	Karrie Downey, 1993.....	11
3-Game Match	Stephanie Salgado vs. South Carolina, 9/15/89.....	4
	Karrie Downey vs. Oregon, 9/4/92.....	4
	Rachel Wacholder vs. Tennessee, 9/2/93.....	4
	Rachel Wacholder vs. Bowling Green, 9/4/93.....	4
	Rachel Wacholder vs. Texas-Arlington, 8/30/96.....	4
	Callie Webster vs. UNC-Wilmington, 8/31/07.....	4
4-Game Match	Rachel Wacholder vs. Ohio State, 9/1/95.....	4
5-Game Match	Melissa Schutz vs. Georgia Tech, 9/3/95.....	4
	Leah Williams vs. Georgia Tech, 9/3/95.....	4

MOST DIGS

Career	Karrie Downey, 1991-94.....	252
Season	Karrie Downey, 1994.....	111
3-Game Match	Kristen Karlik, 2006.....	21
4-Game Match	Karrie Downey vs. Texas A&M, 9/18/94.....	27
5-Game Match	Rachel Wacholder vs. Georgia Tech, 9/3/95.....	34

MOST TOTAL BLOCKS

Career	Lisa Soulliere, 1987-89.....	50
Season	Leah Williams, 1995.....	22
3-Game Match	Meghan Barkman vs. Central Florida, 9/1/00.....	9
4-Game Match	Wendy Van Wyhe vs. Indiana, 9/16/89.....	11
5-Game Match	Leah Williams vs. Georgia Tech, 9/3/95.....	10
	Meghan Barkman vs. Santa Clara, 9/3/00.....	10



COORS EVENTS CENTER RECORDS

Team Records

MOST POINTS – NON-RALLY SCORING (1986-2000)

Season	1994	812
3-Game Match	vs. Texas Tech, 10/6/99	49
4-Game Match	vs. Oklahoma, 10/11/96	60
	vs. Michigan State, 9/16/94	60
	vs. Michigan, 9/18/93	60
5-Game Match	vs. Wyoming, 9/22/90	74

MOST POINTS – RALLY SCORING (2001-present)

Season	2006	1599
3-Game Match	vs. Texas, 10/10/01	95
4-Game Match	vs. Iowa State, 9/27/03	122
5-Game Match	vs. Kansas State, 11/1/06	135

Most Kills

Season (15 pt)	1996	1,125
Season (25 pt)	2008	703
Season (30 pt)	2006	994
3-Game Match	vs. Texas Tech, 10/6/99	91
4-Game Match	vs. Texas Tech, 11/13/98	95
	vs. Oral Roberts, 12/4/96	95
5-Game Match	vs. Texas, 11/28/97	107

MOST ATTACKS

Season (15 pt)	1996	2,800
Season (25 pt)	2008	1,933
Season (30 pt)	2006	2,405
3-Game Match	vs. Nebraska, 10/9/96	195
4-Game Match	vs. Kansas State, 11/7/98	254
5-Game Match	vs. Texas, 11/20/99	273
	vs. Texas, 10/17/98	273
	vs. Wyoming, 9/22/90	273

BEST ATTACK PCT.

Season (15 pt)	1995	376
Season (25 pt)	2008	195
Season (30 pt)	2005	264
3-Game Match	vs. UNC-Wilmington, 8/31/07	534
4-Game Match	vs. Denver, 9/1/04	402
5-Game Match	vs. Kansas State, 10/12/05	345

MOST ASSISTS

Season (15 pt)	1998	1,108
Season (25 pt)	2008	650
Season (30 pt)	2006	994
3-Game Match	vs. Oklahoma, 10/31/97	82
4-Game Match	vs. Texas Tech, 11/13/98	86
	vs. Oral Roberts, 12/4/96	86
5-Game Match	vs. Texas, 10/17/98	103

MOST ACES

Season (15 pt)	1988	108
Season (25 pt)	2010	38
Season (30 pt)	2006	86
3-Game Match	10 times (last vs. UNC-Wilmington, 8/31/07)	11
4-Game Match	vs. Tennessee, 10/29/88	12
5-Game Match	vs. Georgia Tech, 9/3/95	14

MOST DIGS

Season (15 pt)	1996	1,092
Season (25 pt)	2008	654
Season (30 pt)	2006	892
3-Game Match	vs. Texas A&M, 11/1/00	81
4-Game Match	vs. Kansas, 11/15/91	112
5-Game Match	vs. Wyoming, 9/22/90	155

MOST TOTAL BLOCKS

Season (15 pt)	1988	170.5
Season (25 pt)	2008	133.5
Season (30 pt)	2004	166
3-Game Match	vs. Colorado State, 10/19/94	18
4-Game Match	vs. Ohio State, 9/1/95	22
5-Game Match	vs. Iowa State, 10/13/07	26

Individual Records

CAREER SERVICE

Matches Played	Kelly Campbell, 1996-99	61
Matches Started	Kelly Campbell, 1996-99	61
Games Played	Kelly Campbell, 1996-99	218

MOST POINTS

Career	Sarah Lodge, 1995-98	935.5
Season	Rachel Wacholder, 1996	317.5
3-Game Match	Sonja Russell vs. Texas A&M, 11/1/00	26.5
4-Game Match	Karrie Downey vs. Kansas, 11/15/91	35.0
5-Game Match	Sarah Lodge vs. Texas, 11/28/97	40.5

MOST KILLS

Career	Sarah Lodge, 1995-98	826
Season	Rachel Wacholder, 1996	272
3-Game Match	Rachel Wacholder vs. Baylor, 11/22/96	24
	Sonja Russell vs. Texas A&M, 11/1/00	24
4-Game Match	Staci Wolfe vs. Texas A&M, 9/18/94	31
5-Game Match	Sarah Lodge vs. Texas, 11/28/97	40

MOST ATTACKS

Career	Rachel Wacholder, 1993-96	2,032
Season	Karrie Downey, 1994	703
3-Game Match	Rachel Wacholder vs. Colorado State, 10/19/94	61
4-Game Match	Staci Wolfe vs. Texas A&M, 9/18/94	73
5-Game Match	Rachel Wacholder vs. Iowa State, 11/11/95	77

MOST ASSISTS

Career	Kelly Campbell, 1996-99	3,252
Season	Kelly Campbell, 1996	884
3-Game Match	Kelly Campbell vs. Oklahoma, 10/31/97	75
	Kelly Campbell vs. Texas Tech, 10/6/99	75
4-Game Match	Kelly Campbell vs. Oral Roberts, 12/4/96	74
5-Game Match	Kelly Campbell vs. Texas, 11/28/97	88

MOST SERVICE ACES

Career	Rachel Wacholder, 1993-96	79
Season	Jennifer Sherlock, 1988	27
3-Game Match	Karrie Downey vs. Iowa State, 10/16/93	6
4-Game Match	Jennifer Sherlock vs. Kansas, 11/7/87	5
	Staci Wolfe vs. Colorado State, 11/5/91	5
	Rachel Wacholder vs. Colorado state, 10/4/95	5
5-Game Match	Tina Murray vs. Oklahoma, 9/17/87	4
	Karrie Downey vs. Wyoming, 9/29/92	4
	Melissa Schutz vs. Georgia Tech, 9/3/95	4
	Leah Williams vs. Georgia Tech, 9/3/95	4
	Elizabeth Gower vs. Baylor, 9/25/99	4

MOST DIGS

Career	Kelly Campbell, 1996-99	674
Season	Karrie Downey, 1994	229
3-Game Match	Karrie Downey vs. Colorado State, 10/19/94	22
4-Game Match	Staci Wolfe vs. Kansas, 11/15/91	28
5-Game Match	Rachel Wacholder vs. Georgia Tech, 9/3/95	34

MOST TOTAL BLOCKS

Career	Meghan Barkman, 1999-01	224
Season	Meghan Barkman, 1999	86
3-Game Match	Kathleen Bunce vs. Air Force, 9/19/96	11
	Lara Bossow vs. Kansas State, 9/15/04	11
4-Game Match	Lisa Soulliere vs. Northern Arizona, 9/2/88	12
	Lisa Soulliere vs. Tennessee, 10/29/88	12
5-Game Match	Alison Koepke vs. Oral Roberts, 12/7/97	13

RECORDS



1986

(6-18 • 0-5 vs. Big Eight Opponents • 3-4 Home • 2-8 Away • 1-6 Neutral)

Date	Opponent	H/A	W/L	Score	-----Team Statistical Totals-----							-----Individual Statistical Leaders-----			
					K	Att%	Ast	SA	Dig	TB	Kills	Digs	Blocks	Assists	
9/4	* Iowa State	H	L	1-15, 5-15, 7-15	6	-.310	6	4	58	2.0	A.H./A.S. (2)	Bollinger (20)	Gira (1)	Gillette (6)	
9/10	Montana State	H	L	5-15, 4-15, 10-15	20	.111	13	1	27	6.0	M.B./A.S. (6)	Stearns (6)	Smith (4)	Stearns (11)	
9/12	^ New Mexico	A	L	2-15, 3-15, 4-15	10	-.185	9	1	12	15.0	Hulstrom (4)	AH/SG/AS (3)	Hulstrom (7)	Gillette (7)	
9/13	^ Montana State	N	L	10-15, 9-15, 6-15	19	.000	15	8	28	6.0	Bollinger (8)	Gillette (9)	KE/SG/AH/AS (2)	Gillette (13)	
9/13	^ Rhode Island	N	L	2-15, 9-15, 9-15	13	-.063	50	0	14	8.0	MB/KE/AH (3)	KE/SG (3)	Hulstrom (4)	Gillette (4)	
9/16	Denver	A	L	8-15, 15-13, 16-18, 4-15	42	.064	31	12	70	7.0	Smith (10)	MB/SG (14)	Eddy (5)	Gillette (26)	
9/21	Nevada-Reno	H	L	4-15, 6-15, 3-15	15	.027	11	2	55	7.0	Smith (6)	Gira (11)	Hulstrom (6)	Gillette (11)	
10/1	UCCS	A	W	15-10, 15-10, 17-15	Information not available for this match.										
10/4	Western State	A	W	15-9, 15-8, 8-15, 15-7	44	.277	35	2	34	9.0	Smith (14)	Smith (10)	Hulstrom (4)	Gillette (31)	
10/9	Fort Lewis	A	L	5-15, 15-8, 15-11, 15-3	Information not available for this match.										
10/9	Western State	N	W	15-7, 15-12, 12-15, 8-15, 15-5	Information not available for this match.										
10/11	Colo.-Mines	H	W	12-15, 15-7, 15-12, 14-16, 15-5	60	.134	50	2	174	23.0	Bollinger (15)	Gillette (39)	Hulstrom (14)	Gillette (40)	
10/17	* Iowa State	A	L	2-15, 6-15, 1-15	12	.061	12	4	12	2.0	Bollinger (4)	SG/KG (3)	Hulstrom (2)	Gillette (9)	
10/19	*+Missouri	N	L	12-15, 5-15, 10-15	34	.325	26	10	18	5.0	Smith (10)	Gillette (7)	Eddy (3)	Gillette (23)	
10/23	* Kansas	A	L	3-15, 5-15, 5-15	21	.161	16	3	5	3.0	Smith (6)	Gillette (10)	KE/SG/AH (1)	Gillette (16)	
10/24	%Tulsa	N	L	14-16, 15-17, 8-15	26	.163	21	6	9	7.0	Bollinger (8)	Gillette (8)	Eddy (4)	Gillette (20)	
10/25	%Kansas State	N	L	5-15, 5-15, 1-15	6	-.192	8	1	4	4.0	Smith (3)	Bollinger (6)	Eddy (3)	Gillette (5)	
10/25	%Wichita State	A	L	6-15, 5-15, 12-15	26	.065	17	6	4	7.0	Smith (9)	Gillette (13)	Eddy (5)	Gillette (15)	
10/29	UCCS	H	W	6-15, 15-5, 14-16, 16-14, 16-14	58	.126	33	2	6	32.0	Smith (22)	Stearns (30)	Hulstrom (13)	Stearns (31)	
11/5	Denver	H	W	16-14, 15-1, 15-3	33	.279	17	0	0	21.0	Gillette (10)	Stearns (19)	Hulstrom (13)	Stearns (13)	
11/7	Oral Roberts	A	L	11-15, 6-15, 9-15	26	.271	23	7	13	2.0	Gillette (9)	Bollinger (10)	MB/AH (1)	Stearns (16)	
11/8	* Oklahoma	A	L	6-15, 13-15, 6-15	13	.135	9	11	15	4.0	Smith (4)	Gillette (5)	MG/KG/AH/AS (1)	Gillette (4)	
11/13	Utah State	H	L	9-15, 15-11, 7-15, 4-15	28	.066	27	3	2	29.0	Smith (7)	Stearns (16)	Hulstrom (18)	Stearns (18)	
11/21	& Oklahoma	N	L	10-15, 0-15, 5-15	22	.143	21	6	15	0.0	Smith (7)	Bollinger (5)	no blocks	Gillette (15)	

* – Big Eight Conference Match; ^ – New Mexico Lobo Invitational, Albuquerque, N.M.; + – Match Played In Ames, Iowa; % – Wichita State Tournament, Wichita, Kan.; & – Big Eight Conference Tournament, Kansas City, Mo.; All Home Games Played At Balch Fieldhouse.

Team Statistics

Player	MP-MS	GP	K	E	TA	Pct.	Ast.	SA	SE	RE	Dig	BS	BA	TB	BE
Bollinger	23-23	79	128	101	531	.051	5	21	64	52	204	13	15	28	8
Capra	22-0	47	0	1	3	-.333	1	4	10	3	45	0	0	0	0
Deluzio	13-4	33	21	13	83	.096	1	4	13	10	26	0	3	3	4
Eddy	17-17	56	55	35	155	.129	8	0	5	5	32	23	21	44	14
Gillette	23-23	79	91	46	291	.155	343	20	35	9	207	13	28	41	13
Gira	23-18	71	59	52	234	.030	14	13	42	26	135	15	17	32	14
Hulstrom	23-23	79	101	44	279	.204	14	12	44	8	98	66	42	108	25
Smith	23-23	79	160	132	605	.046	6	14	41	67	169	17	19	36	9
Stearns	21-7	70	11	6	38	.132	101	23	33	5	144	2	8	10	3
TOTALS	24	79	626	430	2219	.088	493	111	287	185	1060	149	153	225	90

Team Roster

No.	Name	Pos.	Ht.	Yr.	Hometown (High School / College)
1	Susan Gillette	S	5-7	So.	Northglenn, Colo. (Northglenn/Idaho)
2	Meghan Capra	DS	5-3	So.	Denver, Colo. (Marycrest)
3	Kelly Eddy	MB	5-11	Fr.	Golden, Colo. (Longmont)
4	Lucy Stearns	S	5-8	Fr.	Littleton, Colo. (Arapahoe)
5	Kristine Gira	LS	5-9	Fr.	Littleton, Colo. (Heritage)
7	Denise Deluzio	RS	5-11	So.	Arvada, Colo. (Pomona)
10	Melissa Bollinger	LS	5-11	Fr.	Luverne, Minn. (Luverne)
11	*Lisa Soulliere	MB	6-1	Jr.	Littleton, Colo. (Columbine/Nebraska)
12	Amy Hulstrom	MB	6-0	So.	Broomfield, Colo. (Northglenn)
13	Andi Smith	LS	5-11	Fr.	Sterling, Colo. (Sterling)
15	*Susan Magda	LS	5-10	Jr.	Arvada, Colo. (Arvada/Hastings)

* – Spent the season as a redshirt.

HEAD COACH: Brad Saindon (Arizona State '76, Oklahoma '84)
ASSISTANT COACH: Jim Miret (Denver '81)

1986 Milestones

- ✓ **April 26** – CU adds women's volleyball as a sport and hires Brad Saindon as head coach.
- ✓ **Sept. 4** – The Buffs fall to Iowa State at the Balch Fieldhouse in the first match in CU history. The Cyclones took just 26 minutes to dismantle the young Buffs.
- ✓ **Oct. 1** – CU records its first victory, a 3-0 win at CU-Colorado Springs in the program's eighth match.
- ✓ **Oct. 11** – CU records its second two-match win streak with a win over Colorado School of Mines at Balch, this is also the first home win in program history.
- ✓ **SEASON** – The Buffs, composed entirely of walk-on's, manage a 6-18 record in what was essentially an exhibition season.
- ✓ **SEASON** – The Buffs are led by Melissa Bollinger, Susan Gillette, Amy Hulstrom and Andi Smith, who all played in all 79 games this season.
- ✓ **SEASON** – The roster has only two upperclassmen on it, Lisa Soulliere and Susan Magda, who were both transfers and had to redshirt. Of those who played, five were freshmen and four were sophomores.

HISTORY



1987

(9-20 • 3-9 Big Eight (t-5th) • 4-9 Home • 3-9 Away • 2-2 Neutral)

Date	Opponent	H/A	WL	Score	-----Team Statistical Totals-----					-----Individual Statistical Leaders-----				
					K	Att%	Ast	SA	Dig	TB	Kills	Digs	Blocks	Assists
9/2	at Colo. St. (10)	A	L	5-15, 3-15, 3-15	18	.027	12	0	14	3	WC/TM (5)	Murray (6)	JS/SS (2)	Sherlock (9)
9/6	Stanford (4)	H	L	4-15, 5-15, 3-15	20	.056	16	1	23	11	Magda (6)	Murray (12)	SS/LS (5)	Sherlock (16)
9/11	# -Michigan State	H	W	15-7, 15-10, 15-9	37	.181	28	1	44	8	Murray (10)	Murray (11)	Soulliere (4)	Sherlock (27)
9/11	# -Louisville	H	W	15-3, 15-7, 13-15, 15-13	54	.218	45	8	52	6	WC/SM (12)	Murray (19)	Hulstrom (3)	Sherlock (38)
9/12	# -N. Iowa	H	L	1-15, 10-15, 4-15	26	.017	24	3	25	9	Murray (9)	Murray (12)	Salgado (6)	Sherlock (23)
9/17	* Oklahoma	H	L	3-15, 7-15, 15-11, 16-14, 10-15	44	.051	36	10	60	9	TM/LS (10)	Murray (19)	Soulliere (6)	Sherlock (32)
9/18	^ George Wash.	N	W	12-15, 9-15, 15-8, 15-4, 17-15	56	.170	49	12	63	10	Murray (19)	Murray (17)	Soulliere (7)	Sherlock (46)
9/19	^ Minnesota (RV)	N	L	1-15, 14-16, 9-15	27	.057	26	5	28	8	Murray (7)	Sherlock (9)	Callahan (5)	Sherlock (23)
9/19	^ at Wyoming	A	L	7-15, 10-15, 10-15	39	.168	35	2	34	3	Murray (11)	Murray (10)	Salgado (2)	Sherlock (34)
9/25	Illinois State	H	L	12-15, 10-15, 7-15	31	.055	27	4	33	6	Murray (10)	Murray (8)	WC/SS (3)	Sherlock (26)
9/30	Wyoming	H	L	5-15, 12-15, 4-15	27	.035	24	4	30	7	Salgado (8)	Murray (7)	Soulliere (4)	Sherlock (23)
10/2	* Nebraska (4)	H	L	4-15, 5-15, 11-15	32	.119	24	4	28	4	Murray (8)	Murray (10)	Soulliere (3)	Sherlock (24)
10/3	at Regis	A	W	16-14, 8-15, 15-13, 15-8	58	.161	43	13	64	10	Murray (15)	Sherlock (15)	Soulliere (6)	Sherlock (42)
10/10	* Kansas State	H	L	6-15, 13-15, 10-15	26	.057	23	7	45	8	Murray (8)	Murray (15)	SS/LS (4)	Sherlock (22)
10/15	* at Oklahoma	A	L	0-15, 1-15, 16-14, 7-15	23	-.087	21	5	29	6	Magda (9)	Murray (7)	Soulliere (4)	Sherlock (21)
10/16	* at Kansas State	A	L	9-15, 9-15, 15-11, 9-15	35	.130	31	9	53	8	Murray (12)	KB/WC/LS (9)	SS/LS (4)	Sherlock (26)
10/17	* at Kansas	A	L	15-9, 7-15, 2-15, 7-15	41	.141	37	6	68	6	SM/TM (8)	Murray (15)	Soulliere (4)	Sherlock (34)
10/24	* Iowa State	H	L	7-15, 13-15, 14-16	52	.162	41	2	40	5	Magda (15)	Sherlock (10)	WC/LS (2)	Sherlock (37)
10/29	* at Nebraska (7)	A	L	6-15, 3-15, 5-15	23	.108	17	1	25	3	WC/TM (5)	Callahan (6)	Callahan (2)	Sherlock (16)
10/30	* at Missouri	A	W	15-11, 15-10, 15-8	44	.283	41	7	48	5	Magda (12)	TM/JS (12)	Soulliere (2)	Sherlock (37)
10/31	* at Iowa State	A	L	0-15, 13-15, 10-15	25	-.158	22	7	51	7	KB/SS (5)	Callahan (9)	WC/SS (4)	Sherlock (18)
11/3	Colorado St. (5)	H	L	15-10, 4-15, 9-15, 8-15	51	.248	42	11	35	6	Murray (13)	Murray (12)	Soulliere (4)	Sherlock (42)
11/6	* Missouri	H	W	15-4, 15-6, 15-11	39	.253	34	8	31	7	Magda (13)	Gira (8)	Soulliere (5)	Sherlock (34)
11/7	* Kansas	H	W	15-8, 13-15, 15-3, 15-11	49	.209	38	13	43	8	Murray (14)	Sherlock (9)	Soulliere (6)	Sherlock (33)
11/12	at San Diego	A	W	1-15, 15-6, 12-15, 15-12, 15-7	61	.222	44	16	47	10	Magda (15)	Murray (12)	Soulliere (5)	Sherlock (40)
11/13	at LBSU (18)	A	L	11-15, 6-15, 6-15	33	.149	31	6	13	7	Murray (10)	Salgado (4)	Soulliere (3)	Sherlock (27)
11/14	at Cal-Irvine	A	L	10-15, 14-16, 8-15	43	.307	36	3	23	8	Callahan (10)	Murray (6)	Salgado (4)	Sherlock (35)
11/20	& Iowa State	N	W	5-15, 12-15, 15-12, 15-9, 16-14	65	.180	51	13	52	12	Murray (20)	Sherlock (15)	WC/LS (5)	Sherlock (45)
11/21	& Oklahoma	N	L	1-15, 3-15, 3-15	23	.063	21	0	21	4	KB/WC/TM/LS (4)	TM/JS/LS (4)	WC/LS (2)	Sherlock (20)

* - Big Eight Conference Match; # - Colorado Coors Invitational, Boulder, Colo.; ^ - Wyoming Invitational Volleyball Classic, Laramie, Wyo.; & - Big Eight Conference Tournament, Salina, Kan.; - Match played at the Coors Events Center, all other home matches at Balch Fieldhouse.

Team Statistics

Player	MP-MS	GP	K	E	TA	Pct.	Ast.	SA	SE	RE	Dig	BS	BA	TB	BE
Bruce	25-7	73	87	53	242	.140	10	18	16	55	79	1	6	7	4
Callahan	29-28	100	173	97	534	.142	14	14	41	1	161	16	45	61	18
Capra	15-0	37	0	0	4	.000	0	1	5	2	12	0	0	0	0
Gira	26-0	52	3	3	24	.000	4	0	5	2	50	0	2	2	0
Hulstrom	24-2	52	9	10	47	-.021	3	0	1	2	24	3	7	10	2
Magda	27-24	91	184	124	599	.100	4	12	37	82	106	3	12	15	5
Murray	29-29	101	270	150	878	.137	9	43	85	58	272	5	11	16	3
Salgado	28-24	93	121	91	395	.076	16	32	71	3	74	23	41	64	13
Sherlock	29-29	102	82	31	248	.206	850	37	44	1	197	3	28	31	7
Smith	7-0	11	6	8	38	-.053	0	0	4	5	10	1	0	1	0
Soulliere	29-29	102	166	64	404	.252	8	22	52	9	98	46	57	103	14
Zastrow	26-1	61	1	2	3	-.333	1	2	5	1	25	0	0	0	0
TOTALS	29	102	1102	633	3416	.137	919	181	366	221	1108	101	209	205	66

Team Roster

No.	Name	Pos.	Ht.	Yr.	Hometown (High School / College)
2	Meghan Capra	DS	5-3	Jr.	Denver, Colo. (Marycrest)
3	Kristin Zastrow	DS	5-6	Fr.	Avon, Colo. (Battle Mountain)
4	Tina Murray	LS	5-7	Fr.	Calumet City, Ill. (Thornridge)
5	Kristine Gira	LS	5-10	So.	Littleton, Colo. (Heritage)
6	Wendy Callahan	LS	5-11	Jr.	Parker, Colo. (Ponderosa/Montana State)
7	*Darla DeRuiter	MB	6-1	Jr.	Gilcrest, Colo. (Valley/Colorado State)
9	Kellie Bruce	LS	6-0	Fr.	Fountain Valley, Calif. (Fountain Valley)
10	Jennifer Sherlock	S	5-9	Fr.	Flossmoor, Ill. (Homewood-Flossmore)
11	Lisa Soulliere	MB	6-1	So.	Littleton, Colo. (Columbia/Nebraska)
12	Amy Hulstrom	MB	6-0	Jr.	Broomfield, Colo. (Northglenn)
13	Andi Smith	LS	5-11	So.	Sterling, Colo. (Sterling)
15	Susan Magda	LS	5-10	Jr.	Arvada, Colo. (Arvada/Hastings)
16	Stephanie Salgado	RS	6-1	Fr.	Yucaipa, Calif. (Yucaipa)

* - Spent the season as a redshirt.

HEAD COACH: Brad Saindon (Arizona State '76, Oklahoma '84)
ASSISTANT COACHES: Jim Miret (Denver '81); Liz Bitner (Northern Colorado '80)

1987 Milestones

- ✓ **Sept. 11** - CU hosts its first ever tournament, the Coors Invitational, and sweeps Michigan State in the first round. This was the Buffs first-ever win over a Division I opponent and just the second match played at the Coors Events Center.
- ✓ **Sept. 17** - As 1986 matches against Big Eight opponents didn't count as conference matches, the Buffs host Oklahoma and take them to five games at Balch Fieldhouse in the program's first Big Eight match.
- ✓ **Oct. 30** - Missouri becomes the first conference victim of the Buffs as CU swept the Tigers in Columbia.
- ✓ **Nov. 6** - The Buffs get their first-ever sweep of a conference opponent by sweeping Missouri in Boulder, this is also the Buffs first conference home victory.
- ✓ **Nov. 20** - CU defeats Iowa State in five games at the Big Eight Tournament in Salina, Kan., and wins the first post-season match in program history.
- ✓ **SEASON** - Playing in its first season with scholarship players, CU finishes tied for fifth in the Big Eight.
- ✓ **SEASON** - The Buffs are led in kills and digs by freshman Tina Murray, while Sophomore Lisa Soulliere leads the team in hitting percentage and blocks and freshman Jennifer Sherlock led in assists.

HISTORY



1988

(22-13 • 8-4 Big Eight (3rd) • 11-4 Home • 6-7 Away • 5-2 Neutral)

Date	Opponent	H/A	W/L	Score	Rank	-----Team Statistical Totals-----							-----Individual Statistical Leaders-----			
						K	Att%	Ast	SA	Dig	TB	Kills	Digs	Blocks	Assists	
9/1	Southern Cal (11)	H	L	13-15, 13-15, 15-15	—	35	.080	28	6	26	8	Magda (9)	TM/JJS (6)	WC/LS (3)	Sherlock (28)	
9/2	N. Arizona	H	W	15-10, 15-10, 12-15, 15-11	—	48	.163	34	9	60	19	Salgado (16)	Murray (18)	Soulliere (12)	Sherlock (33)	
9/7	at Colorado St. (10)	A	L	8-15, 20-18, 9-15, 10-15	—	59	.113	43	5	21	16	Magda (12)	Murray (7)	Sherlock (6)	Sherlock (42)	
9/9	^ Georgia	N	W	15-11, 15-9, 11-15, 15-11	—	57	.320	45	5	28	15	Salgado (12)	Sherlock (10)	Soulliere (7)	Sherlock (43)	
9/10	^ E. Michigan	N	W	15-6, 15-4, 15-12	—	38	.280	30	14	27	9	DD/SM (9)	Magda (7)	WC/SM (4)	Sherlock (27)	
9/10	^ at Indiana	A	L	12-15, 14-16, 12-15	—	42	.189	30	8	30	5	Magda (11)	TM/JJS (7)	Sherlock (3)	Sherlock (29)	
9/16	# Mississippi	H	W	15-6, 15-6, 15-10	—	44	.238	32	4	41	12	Sherlock (9)	Murray (11)	Salgado (5)	Sherlock (27)	
9/16	# Wyoming (RV)	H	W	15-12, 15-6, 15-6	—	40	.313	31	8	39	8	Magda (11)	Murray (11)	WC/SS/LS (3)	Sherlock (30)	
9/17	# Memphis	H	W	15-12, 15-10, 15-2	—	50	.378	42	9	34	12	Magda (11)	Magda (12)	LS/TM (4)	Sherlock (41)	
9/17	# N. Mexico (RV)	H	L	15-6, 2-15, 15-11, 0-15, 7-15	—	70	.226	62	6	72	14	Salgado (15)	Soulliere (15)	Soulliere (7)	Sherlock (56)	
9/20	at Wyoming (RV)	A	W	15-7, 15-7, 15-2	—	42	.337	41	4	37	9	Magda (12)	Murray (17)	Soulliere (6)	Sherlock (39)	
9/23	@ at N. Mexico (RV)	A	L	15-9, 7-15, 4-15, 10-15	—	49	-.015	44	2	31	5	Salgado (16)	Salgado (6)	Salgado (4)	Sherlock (41)	
9/24	@ Houston	N	L	11-15, 6-15, 10-15	—	25	.022	21	3	36	7	Salgado (7)	TM/SS (7)	Salgado (4)	Sherlock (12)	
9/24	@ UTEP	N	W	15-3, 15-8, 15-4	—	48	.355	38	8	32	3	Magda (13)	Salgado (8)	WC/DD/JS (2)	Sherlock (29)	
9/29	* at Oklahoma (RV)	A	L	14-16, 15-8, 15-10, 12-15, 12-15	—	75	.242	58	14	66	16	Salgado (18)	Magda (18)	Sherlock (8)	Sherlock (55)	
10/1	* at Iowa State	A	W	15-5, 15-7, 15-13	—	48	.408	32	5	45	12	Magda (14)	Sherlock (10)	Soulliere (6)	Sherlock (30)	
10/7	* at Kansas State	A	W	15-7, 15-13, 15-7	—	55	.462	56	7	43	8	Magda (21)	Murray (14)	Soulliere (5)	Sherlock (50)	
10/8	* at Nebraska (8)	A	L	11-15, 9-15, 15-13, 7-15	—	65	.209	47	7	41	9	Magda (22)	Murray (10)	DD/JS (4)	Sherlock (43)	
10/13	* Oklahoma (16)	H	L	8-15, 16-14, 6-15, 10-15	—	68	.256	63	9	61	10	Magda (22)	Salgado (16)	Soulliere (4)	Sherlock (57)	
10/15	* Missouri	H	W	15-10, 15-9, 15-4	—	41	.322	34	8	25	8	Salgado (14)	Magda (8)	Soulliere (4)	Sherlock (32)	
10/17	+ Duke	N	W	15-4, 15-8, 15-8	—	39	.232	32	10	39	7	SM/SS (8)	Murray (13)	DD/TM/SS (2)	Sherlock (30)	
10/21	* at Kansas	A	W	16-14, 15-8, 17-15	—	54	.201	41	12	57	14	Salgado (14)	Murray (22)	Callahan (5)	Sherlock (36)	
10/22	* at Missouri	A	W	11-15, 15-4, 10-15, 15-3, 15-10	—	72	.262	55	10	78	11	Salgado (21)	Murray (22)	Soulliere (8)	Sherlock (50)	
10/28	Utah	H	W	15-7, 15-8, 15-7	—	38	.256	31	8	38	10	Salgado (13)	Murray (11)	DeRuiter (5)	Sherlock (27)	
10/29	Tennessee	H	W	15-7, 17-15, 12-15, 15-10	—	61	.262	46	12	58	16	SM/SS (12)	Murray (21)	Soulliere (12)	Sherlock (45)	
11/2	Colorado St. (RV)	H	W	19-17, 9-15, 4-15, 15-12, 15-11	—	85	.163	72	9	91	15	Magda (22)	Murray (21)	JS/LS (3)	Sherlock (66)	
11/4	* Kansas State	H	W	12-15, 15-4, 15-13, 15-8	—	69	.263	58	6	83	12	Magda (19)	Murray (26)	Soulliere (6)	Sherlock (56)	
11/5	* Kansas	H	W	15-3, 15-3, 15-4	—	44	.450	38	5	41	9	Soulliere (10)	Murray (11)	Callahan (3)	Sherlock (32)	
11/10	* Nebraska (5)	H	L	8-15, 1-15, 14-16	—	36	.118	37	4	35	8	Magda (13)	SM/JJS (9)	Soulliere (3)	Sherlock (33)	
11/12	* Iowa State	H	W	15-9, 15-13, 15-11	—	45	.207	39	5	50	11	Magda (14)	SM/TM (15)	SS/LS (3)	Sherlock (36)	
11/18	at St. Mary's	A	W	15-8, 15-3, 15-8	—	38	.388	52	7	30	7	JS/SS (7)	Murray (8)	Salgado (4)	Sherlock (32)	
11/19	at San Francisco	A	L	12-15, 13-15, 9-15	—	36	.220	37	11	53	6	Magda (10)	Murray (15)	Salgado (3)	Sherlock (35)	
11/21	at Stanford (2)	A	L	12-15, 3-15, 9-15	—	25	.158	22	4	32	4	Magda (8)	Magda (12)	Soulliere (3)	Sherlock (20)	
11/25	& Oklahoma (13)	N	W	15-12, 15-5, 15-11	—	47	.327	41	6	39	9	Magda (14)	Murray (9)	Soulliere (4)	Sherlock (38)	
11/26	& Nebraska (5)	N	L	15-13, 10-15, 5-15, 7-15	—	67	.244	59	3	65	8	Magda (21)	Murray (17)	Salgado (6)	Sherlock (55)	

* - Big Eight Conference Match; # - Colorado Coors Invitational, Boulder, Colo.; ^ - Indiana Hoosier Classic, Bloomington, Ind.; @ - New Mexico Domino's Pizza Classic, Albuquerque, N.M.; + - Match played in Denver, Colo.; & - Big Eight Conference Tournament, Salina, Kan.; All home matches played at Coors Events/Conference Center.

Team Statistics

Player	MP-MS	GP	K	E	TA	Pct.	Ast.	SA	SE	RE	Dig	BS	BA	TB	BE
Bossi	29-7	87	4	2	26	.077	18	0	3	0	79	1	0	1	0
Callahan	35-20	98	133	39	309	.304	7	10	20	0	82	21	42	63	7
Capra	17-0	27	0	2	.000	3	0	0	0	0	4	0	0	0	0
DeRuiter	35-17	92	147	49	311	.315	5	13	31	1	41	28	33	61	10
Elfstein	17-0	46	0	2	3	-.667	1	5	7	2	28	0	0	0	0
Magda	35-34	121	432	203	1098	.209	12	26	68	113	285	19	28	47	9
Murray	35-35	120	262	133	796	.162	11	47	68	56	393	11	22	33	2
Romero	33-1	89	4	5	18	-.056	0	3	5	2	43	1	1	2	0
Salgado	35-33	122	389	155	879	.266	41	55	97	2	192	27	59	86	12
Sherlock	35-35	122	160	44	399	.291	1335	65	56	1	277	19	58	77	15
Soulliere	35-35	118	230	78	565	.269	19	29	48	2	147	69	72	141	20
Zastrow	23-0	44	0	0	3	.000	1	0	3	0	13	0	0	0	0
TOTALS	35	122	1761	710	4409	.238	1453	253	406	179	1584	196	315	353	75

Team Roster

No.	Name	Pos.	Ht.	Yr.	Hometown (High School / College)
1	Karen Bossi	S	5-8	Fr.	Arvada, Colo. (Arvada West)
2	Meghan Capra	DS	5-3	Sr.	Denver, Colo. (Marycrest)
3	Kristin Zastrow	DS	5-6	So.	Avon, Colo. (Battle Mountain)
4	Tina Murray	LS	5-7	So.	Calumet City, Ill. (Thornwood)
6	Wendy Callahan	LS	5-11	Sr.	Parker, Colo. (Ponderosa/Montana State)
7	Darla DeRuiter	MB	6-1	Sr.	Gilcrest, Colo. (Valley/Colorado State)
8	Katie Elfstein	LS	5-8	Fr.	Laguna Beach, Colo. (Laguna Beach)
9	*Wendy Van Wyhe	MB	6-1	Fr.	Chino, Calif. (Ontario Christian)
10	Jennifer Sherlock	S	5-9	So.	Flossmoor, Ill. (Homewood-Flossmoor)
11	Lisa Soulliere	MB	6-1	Jr.	Littleton, Colo. (Columbia/Nebraska)
15	Susan Magda	LS	5-8	Sr.	Arvada, Colo. (Arvada/Hastings)
16	Stephanie Salgado	RS	6-1	So.	Yucaipa, Calif. (Yucaipa)
17	Buffy Romero	LS/S	5-11	Fr.	Long Beach, Calif. (Long Beach Wilson)
—	*Diane Johnson	LS	5-11	Jr.	Los Altos, Calif. (Los Altos/Metro State)

* - Spent the season as a redshirt.

HEAD COACH: Brad Saindon (Arizona State '76, Oklahoma '84)
ASSISTANT COACH: Mike McLean (Pasadena City College '74)

1988 Milestones

- ✓ **Oct. 7** - At 10-6 with a win over Kansas State, the Buffs already have more wins than in either of the previous two seasons.
- ✓ **Oct. 28** - With a sweep over Utah, the Buffs record their 15th win of the season, this number equals the win total from the first two years combined.
- ✓ **Nov. 5** - With a sweep of Kansas at the Coors Events Center, the Buffs cap off a school record nine-straight wins, a record that would hold until 1994.
- ✓ **Nov. 23** - Stephanie Salgado, who played in all 122 games for CU, is named first-team All-Big Eight, the first player to receive that honor.
- ✓ **Nov. 25** - With a sweep of Oklahoma in the Big Eight Tournament, the Buffs have defeated five of the six league opponents at least once this season.
- ✓ **SEASON** - CU records its first 20 win season with a 22-13 mark, including a third place Big Eight finish and a second place Big Eight Tournament finish.
- ✓ **SEASON** - Brad Saindon is named the Big Eight Coach of the Year.
- ✓ **SEASON** - Jennifer Sherlock leads the Big Eight with 66 services aces in 122 games, becoming the first Buff to win a conference statistical title.



1989

(22-11 • 10-2 Big Eight (2nd) • 8-4 Home • 8-5 Away • 6-2 Neutral)

Date	Opponent	H/A	W/L	Score	Rank	----Team Statistical Totals----								-----Individual Statistical Leaders-----			
						K	Att%	Ast	SA	Dig	TB	Kills	Digs	Blocks	Assists		
9/1	^ W.Kentucky	N	W	15-6, 15-7, 15-5	—	36	.210	34	12	21	8	TM/LS (9)	DJ/LS (4)	JS/SM (3)	Sherlock (28)		
9/1	^ at S.D. State	A	W	8-15, 14-16, 15-7, 15-4, 15-8	—	87	.305	76	17	68	13	Murray (23)	Murray (18)	JS/WV (5)	Sherlock (66)		
9/2	^ UCSB (13)	N	W	15-8, 15-7, 15-9	—	46	.330	41	9	41	4	Murray (16)	Murray (12)	LS/WV (2)	Sherlock (38)		
9/3	Texas (8)	H	L	15-7, 15-11, 5-15, 10-15, 9-15	—	85	.255	72	5	82	21	Murray (30)	Kohler (28)	Soulliere (10)	Sherlock (68)		
9/8	% San Jose State (18)	N	L	14-16, 11-15, 9-15	—	55	.201	52	3	82	10	Murray (14)	Murray (24)	Soulliere (6)	Sherlock (46)		
9/9	% at Purdue	A	W	15-11, 9-15, 15-13, 6-15, 15-7	—	74	.150	69	8	65	11	Murray (19)	Sherlock (16)	LS/WV (5)	Sherlock (57)		
9/9	% Penn State (17)	N	W	10-15, 15-13, 15-11, 8-15, 15-3	—	77	.242	68	11	90	8	DJ/SS (17)	Sherlock (21)	Soulliere (4)	Sherlock (55)		
9/12	Colorado State (18)	H	L	15-7, 13-15, 8-15, 14-16	—	48	.184	44	8	70	14	Murray (19)	Soulliere (11)	Soulliere (6)	Sherlock (40)		
9/13	at Wyoming (RV)	A	L	10-15, 8-15, 7-15	—	44	.150	40	4	57	4	Murray (12)	Murray (16)	Soulliere (3)	Sherlock (35)		
9/15	# South Carolina	H	W	15-8, 15-10, 15-13	—	50	.302	38	7	43	9	Murray (13)	Murray (12)	LS/WV (4)	Sherlock (37)		
9/16	# Indiana	H	W	15-3, 11-15, 15-11, 15-13	—	67	.280	57	7	63	18	Murray (19)	Murray (18)	Van Wyhe (11)	Sherlock (49)		
9/16	# Pepperdine	H	W	6-15, 15-11, 15-11, 15-4	—	44	.221	35	5	61	11	Soulliere (10)	MK/SS (14)	Soulliere (9)	Sherlock (32)		
9/22	~ Memphis State	N	W	15-9, 15-7, 15-13	—	47	.258	40	8	55	7	Soulliere (11)	Murray (19)	Van Wyhe (4)	Sherlock (36)		
9/23	~ South Florida	N	W	15-6, 15-7, 15-11	—	38	.272	36	3	46	5	Soulliere (9)	Meeker (10)	Soulliere (4)	Metro (17)		
9/23	~ at Tennessee	A	W	15-8, 15-8, 15-3	—	36	.338	29	6	38	9	Kohler (9)	Murray (12)	Soulliere (6)	Sherlock (29)		
9/26	Wyoming (RV)	H	L	13-15, 14-16, 6-15	—	44	.252	37	5	62	5	Soulliere (12)	Soulliere (15)	JS/LS (2)	Sherlock (34)		
9/30	* Nebraska (5)	H	L	13-15, 4-15, 10-15	—	45	.243	40	2	53	6	Murray (12)	Sherlock (14)	JS/LS (2)	Sherlock (40)		
10/6	* Iowa State	H	W	15-2, 15-6, 15-11	—	40	.330	30	3	39	12	Murray (10)	TM/JS (8)	Sherlock (4)	Sherlock (29)		
10/7	* Kansas	H	W	13-15, 15-0, 15-8, 15-4	—	70	.346	58	4	80	8	Soulliere (21)	Kohler (18)	LS/WV (4)	Sherlock (54)		
10/13	* at Kansas State	A	W	15-4, 15-6, 15-9	—	36	.397	32	5	35	3	Soulliere (8)	JM/MK (6)	Soulliere (3)	Sherlock (32)		
10/14	* at Nebraska (4)	A	L	7-15, 15-10, 6-15, 15-17	—	59	.177	55	5	55	6	Murray (25)	Salgado (9)	Soulliere (4)	Sherlock (47)		
10/21	* Missouri	H	W	15-8, 15-2, 15-3	—	35	.378	31	9	26	8	TM/SS/LS (7)	Salgado (7)	Van Wyhe (4)	Sherlock (29)		
10/26	* at Oklahoma	A	W	15-4, 12-15, 17-15, 15-6	—	58	.150	48	6	59	13	TM/LS (15)	Kohler (15)	Soulliere (8)	Sherlock (46)		
10/28	* at Iowa State	A	W	15-8, 15-4, 10-15, 15-6	—	62	.292	57	4	62	13	Murray (14)	Kohler (13)	Soulliere (7)	Sherlock (55)		
11/3	* at Missouri	A	W	15-4, 15-11, 18-16	—	40	.184	37	11	40	10	Soulliere (10)	Murray (11)	Soulliere (8)	Sherlock (20)		
11/4	* at Kansas	A	W	15-9, 15-4, 15-12	—	46	.267	44	8	67	7	Salgado (12)	Murray (13)	Soulliere (5)	Sherlock (34)		
11/10	* Kansas State	H	W	15-3, 15-3, 15-7	—	25	.296	21	6	25	9	Salgado (6)	Kohler (5)	LS/WV (3)	Sherlock (18)		
11/11	* Oklahoma	H	W	15-11, 15-10, 15-7	—	44	.327	39	7	57	9	Murray (14)	Kohler (13)	Van Wyhe (5)	Sherlock (36)		
11/14	at Colorado St. (RV)	A	L	9-15, 15-11, 7-15, 4-15	—	52	.153	49	7	49	13	Murray (20)	Kohler (10)	Soulliere (5)	Sherlock (45)		
11/17	+ at Texas (7)	A	L	11-15, 15-11, 3-15, 16-14, 12-15	—	59	.128	50	5	89	15	Kohler (12)	Kohler (17)	Soulliere (15)	Sherlock (49)		
11/18	+ Oklahoma	N	W	20-18, 15-10, 13-15, 15-7	—	64	.200	60	8	81	12	Salgado (18)	Murray (20)	Soulliere (6)	Sherlock (53)		
11/24	& Oklahoma	N	L	12-15, 15-13, 6-15, 9-15	—	58	.083	54	5	75	12	Murray (24)	Kohler (16)	Soulliere (10)	Sherlock (51)		
12/2	\$ Minnesota (18)	A	L	12-15, 15-13, 6-15, 9-15	—	48	.145	40	2	59	12	Soulliere (13)	Kohler (12)	LS/SS (6)	Sherlock (29)		

* - Big Eight Conference Match; # - Colorado Coors Tournament, Boulder, Colo.; ^ - Grand Prix Classic, San Diego, Calif.; % - Purdue Premier Tournament, West Lafayette, Ind.; ~ - Tennessee Ladies VB Classic, Knoxville, Tenn.; + - Texas Tournament, Austin, Texas; & - Big Eight Conference Tournament, Salina, Kan.; \$ - NCAA Tournament First Round, Minneapolis, Minn.; All Home Matches Played At Coors Events/Conference Center.

Team Statistics

Player	MP-MS	GP	K	E	TA	Pct.	Ast.	SA	SE	RE	Dig	BS	BA	TB	BE	BHE
Jestadt	29-4	53	53	32	174	.121	10	12	17	0	99	0	21	21	3	0
Johnson	30-3	61	86	41	235	.191	4	12	23	17	78	3	6	9	4	0
Kohler	33-26	106	207	112	708	.134	11	34	45	41	308	3	24	27	5	6
Meeker	32-14	101	28	21	96	.073	6	26	52	10	168	0	3	3	1	1
Metro	18-1	27	16	6	48	.208	24	2	9	0	9	2	8	10	6	3
Murray	33-32	116	449	162	1225	.234	21	29	45	48	368	11	24	35	11	3
Romero	20-2	46	7	1	16	.375	34	3	8	0	48	0	2	2	0	3
Salgado	33-28	110	257	113	661	.218	35	35	53	2	255	11	60	71	7	12
Sherlock	33-32	118	99	20	262	.302	1332	24	35	1	262	8	57	65	20	37
Soulliere	33-32	119	354	96	764	.338	25	38	36	2	243	59	109	168	29	3
Van Wyhe	33-18	104	160	64	394	.244	11	1	8	0	54	34	64	98	14	5
TOTALS	33	119	1716	668	4583	.229	1513	214	331	121	1892	131	378	320	100	73

Team Roster

No.	Name	Pos.	Ht.	Yr.	Hometown (High School / College)
2	Stacy Metro	S	6-1	Fr.	Lakewood, Colo. (Mayfair)
4	Tina Murray	LS	5-7	Jr.	Calumet City, Ill. (Thornwood)
6	Diane Johnson	LS	5-11	Jr.	Los Altos, Calif. (Los Altos/Metro State)
8	*Katie Zabransky	MB	6-2	Fr.	Brookfield, Wis. (Brookfield East)
9	Wendy Van Wyhe	MB	6-1	RFr.	Chino, Calif. (Ontario Christian)
10	Jennifer Sherlock	S	5-9	Jr.	Flossmoor, Ill. (Homewood-Flossmoor)
11	Lisa Soulliere	MB	6-1	Sr.	Littleton, Colo. (Columbia/Nebraska)
12	Tiffany Jestadt	RS	6-0	Fr.	Scottsdale, Ariz. (Chaparral)
15	Jennifer Meeker	LS	5-10	Fr.	Mesa, Ariz. (Mountain View)
16	Stephanie Salgado	RS	6-1	Jr.	Yucaipa, Calif. (Yucaipa)
17	Buffy Romero	LS	5-11	So.	Long Beach, Calif. (Long Beach Wilson)
18	Michele Kohler	LS	5-9	Fr.	Oak Lawn, Ill. (H.L. Richards)

* - Spent the season as a redshirt.

HEAD COACH: Mike McLean (Pasadena City College '74)
ASSISTANT COACH: P'i Aiu (Colorado '89)

1989 Milestones

- ✓ **Sept. 1** - Mike McLean replaces Brad Saindon as the second coach in CU history as Saindon takes a leave to coach the US National Team. After three years as team manager, P'i Aiu becomes an assistant coach.
- ✓ **Sept. 2** - The Buffs win their first early season tournament title as they knock off three opponents in two days at the Grand Prix Classic in San Diego.
- ✓ **Sept. 8** - With 24 digs in a three game match, Tina Murray sets a record that still stands.
- ✓ **Sept. 16** - With 11 blocks against Indiana, Wendy Van Wyhe sets a three-game CU record that still stands.
- ✓ **Sept. 16** - The Buffs win their first Colorado Invitational by beating Pepperdine 3-1.
- ✓ **Nov. 17** - With 15 blocks at Texas, Lisa Soulliere sets a single-match CU record that still stands.
- ✓ **Dec. 2** - The Buffs play in their first-ever NCAA Tournament, a 3-1 loss at Minnesota in the first round.
- ✓ **SEASON** - CU would rank as high as No. 9 and ends the season with a 22-11 mark.
- ✓ **SEASON** - Tina Murray becomes the program's first All-American, as she is an honorable mention from Volleyball Magazine. She is also the first Buff to go over 1,000 career digs.
- ✓ **SEASON** - Lisa Soulliere leads the Big Eight with 169 total blocks and an average of 1.4 per game.
- ✓ **SEASON** - Soulliere and Murray are both first-team All-Big Eight selections.



1990

(20-15 • 9-3 Big Eight (2nd) • 9-3 Home • 6-8 Away • 5-4 Neutral)

Date	Opponent	H/A	W/L	Score	Rank	----Team Statistical Totals----							-----Individual Statistical Leaders-----			
						K	Att%	Ast	SA	Dig	TB	Kills	Digs	Blocks	Assists	
9/1	at BYU (16)	A	L	15-11, 8-15, 12-15, 16-18	—	62	.168	50	8	66	5	Jestadt (16)	Murray (21)	Van Wyhe (3)	Sherlock (44)	
9/3	+ Idaho State	H	L	15-17, 8-15, 15-10, 9-15	—	76	.206	59	4	97	13	Murray (26)	Murray (19)	Van Wyhe (4)	Romero (30)	
9/4	Weber State	H	W	15-6, 15-10, 15-6	—	41	.172	38	5	68	6	Murray (14)	Sherlock (20)	TJ/DJ/SS (2)	Sherlock (28)	
9/7	^ Georgetown	N	W	15-8, 13-15, 14-16, 15-3, 16-14	—	78	.235	74	7	88	14	Jestadt (17)	Romero (17)	Romero (5)	Romero (52)	
9/8	^ Maryland	N	W	15-7, 15-9, 15-5	—	37	.239	33	1	75	9	Jestadt (11)	Murray (18)	Jestadt (4)	Romero (30)	
9/8	^ at Penn State (13)	A	L	7-15, 4-15, 7-15	—	23	.090	23	3	38	5	Murray (7)	Johnson (7)	Zabransky (3)	Romero (21)	
9/11	at Colorado State	A	L	4-15, 5-15, 15-4, 13-15	—	49	.136	47	2	53	9	Murray (13)	TJ/TM (11)	Jestadt (7)	Sherlock (41)	
9/14	at Arizona (15)	A	L	8-15, 10-15, 13-15	—	46	.145	44	3	50	8	Jestadt (14)	Jestadt (14)	Van Wyhe (5)	Sherlock (31)	
9/15	at Arizona State	A	L	8-15, 13-15, 6-15	—	50	.200	38	1	67	4	Jestadt (16)	Kohler (20)	Jestadt (3)	Sherlock (38)	
9/21	# Loyola Marymount	H	W	15-4, 15-10, 15-8	—	45	.234	36	5	80	11	Kohler (11)	Murray (21)	Van Wyhe (5)	Sherlock (34)	
9/22	# Wyoming (RV)	H	W	15-8, 15-9, 14-16, 15-17, 15-4	—	85	.223	75	12	155	19	Jestadt (17)	Murray (26)	Van Wyhe (8)	Sherlock (63)	
9/22	# Florida State	H	W	15-4, 15-5, 9-15, 15-5	—	60	.324	51	4	79	10	Jestadt (13)	Murray (17)	WV/KZ (5)	Sherlock (43)	
9/29	* Iowa State	H	W	15-7, 15-8, 15-11	—	46	.235	38	1	71	13	Murray (10)	Jestadt (17)	Van Wyhe (6)	Sherlock (25)	
10/2	@ Wyoming (RV)	A	L	15-8, 17-15, 4-15, 9-15, 8-15	—	62	.114	58	4	67	8	Murray (18)	Murray (22)	Van Wyhe (5)	Sherlock (52)	
10/5	% Kentucky	N	W	15-6, 15-2, 13-15, 8-15, 15-7	—	77	.255	63	11	27	11	Jestadt (19)	Van Wyhe (8)	Van Wyhe (7)	Sherlock (59)	
10/6	% Penn State (8)	N	L	7-15, 15-13, 10-15, 8-15	—	48	.128	46	7	69	5	Jestadt (14)	Kohler (18)	Van Wyhe (4)	Sherlock (39)	
10/12	* Missouri	H	W	15-5, 15-13, 15-10	—	49	.265	40	4	61	12	TJ/TM (11)	Murray (18)	Van Wyhe (7)	Romero (24)	
10/13	* Oklahoma	H	W	3-15, 15-13, 15-6, 15-8	—	68	.244	59	8	61	13	Kohler (18)	TJ/TM (13)	Zabransky (8)	Vranesh (54)	
10/17	Colorado State	H	L	10-15, 4-15, 15-11, 15-8, 4-15	—	65	.158	57	2	99	13	Jestadt (18)	Murray (27)	Zabransky (7)	Vranesh (55)	
10/19	* at Kansas State	A	W	15-4, 15-9, 15-2	—	54	.495	52	7	46	6	Jestadt (17)	Vranesh (9)	Van Wyhe (3)	Vranesh (47)	
10/20	* at Kansas	A	W	15-9, 16-14, 15-13	—	46	.254	38	3	83	5	Jestadt (18)	Vranesh (19)	Salgado (3)	Vranesh (32)	
10/26	* at Iowa State	A	L	10-15, 11-15, 12-15	—	49	.212	43	6	62	8	Kohler (15)	Kohler (18)	Van Wyhe (6)	Sherlock (21)	
10/27	* at Nebraska (4)	A	L	5-15, 4-15, 11-15	—	26	.026	24	4	32	8	Jestadt (11)	Kohler (7)	Jestadt (5)	Vranesh (20)	
11/3	* at Oklahoma	A	W	13-15, 15-5, 15-10, 15-0	—	59	.254	53	9	46	8	Van Wyhe (15)	Kohler (13)	Van Wyhe (6)	Vranesh (45)	
11/9	at Notre Dame	A	W	15-13, 15-3, 15-12	—	57	.446	40	7	34	3	Murray (16)	Murray (9)	Jestadt (2)	Sherlock (27)	
11/10	* at Missouri	A	W	7-15, 15-3, 15-6, 15-6	—	54	.223	41	6	79	8	MK/TM (14)	Murray (18)	Jestadt (4)	Vranesh (35)	
11/13	* Nebraska (2)	H	L	15-5, 15-11, 3-15, 7-15, 5-15	—	68	.218	50	4	90	11	Kohler (20)	Murray (28)	Van Wyhe (5)	Vranesh (41)	
11/16	* Kansas State	H	W	15-12, 15-2, 17-15	—	44	.139	39	6	52	8	Murray (12)	Jestadt (10)	WV/KZ (4)	Vranesh (36)	
11/17	* Kansas	H	W	16-14, 15-4, 15-7	—	49	.223	40	9	63	12	Murray (13)	Murray (14)	Van Wyhe (8)	JS/NV (19)	
11/23	& Iowa State	N	W	15-13, 15-10, 15-13	—	43	.159	35	7	44	7	Jestadt (14)	Murray (14)	Van Wyhe (4)	Sherlock (23)	
11/24	& Nebraska (2)	N	L	5-15, 13-15, 9-15	—	38	.101	36	6	39	6	TJ/TM (12)	Kohler (9)	Van Wyhe (4)	Sherlock (33)	
11/29	@ Hofstra	N	W	15-11, 15-8, 15-7	—	40	.407	36	10	43	4	Kohler (10)	Jestadt (8)	WV/KZ (2)	Vranesh (34)	
11/29	@ at Tennessee	A	W	15-5, 15-10, 15-5	—	51	.287	47	8	44	10	Murray (17)	TM/NV (9)	Zabransky (5)	Vranesh (38)	
11/30	@ Eastern Michigan	N	L	7-15, 15-13, 11-15, 13-15	—	87	.192	73	9	112	6	TJ/WV (20)	Kohler (34)	WV/KZ (3)	Sherlock (41)	
11/30	@ Houston	N	L	10-15, 9-15, 15-12, 5-15	—	72	.203	69	5	71	14	Van Wyhe (20)	Murray (23)	Vranesh (8)	Vranesh (68)	

* - Big Eight Conference Match; # - Colorado Coors Light Invitational, Boulder, Colo.; ^ - Penn State Tournament, University Park, Penn.; % - Sportmart Classic, Chicago, Ill.; & - Big Eight Championships, Omaha, Neb.; @ WIVC Tournament, Knoxville, Tenn.; + - Idaho State forfeited the match; All Home Matches At the Coors Events/Conference Center.

Team Statistics

Player	MP-MS	GP	K	E	TA	Pct.	Ast.	SA	SE	RE	Dig	BS	BA	TB	BE	BHE
Chang	33-1	111	0	2	11	.182	5	17	17	2	145	0	0	0	0	0
Jestadt	35-32	123	415	166	1012	.246	62	29	55	5	306	31	60	91	17	13
Johnson	15-3	29	33	24	109	.083	2	8	14	4	44	4	2	6	7	3
Kohler	34-29	117	357	174	1098	.167	12	32	50	44	416	4	9	13	6	6
Meeker	28-4	59	58	50	200	.040	3	8	13	15	105	4	7	11	2	3
Murray	35-33	123	377	140	1212	.196	11	34	42	54	490	3	9	12	7	2
Romero	32-9	82	22	3	59	.322	195	3	5	1	108	5	13	18	5	3
Salgado	17-8	44	65	31	192	.177	10	7	12	1	84	9	14	23	6	7
Sherlock	26-13	75	50	8	111	.378	679	19	17	1	174	2	14	16	7	13
Van Wyhe	34-28	119	289	97	635	.302	8	9	19	1	114	71	64	135	24	9
Vranesh	32-19	107	61	14	135	.348	648	16	30	2	207	4	21	25	11	21
Zabransky	33-24	110	177	89	462	.190	10	16	54	1	118	46	50	96	16	9
TOTALS	35	128	1904	798	5236	.211	1645	198	328	131	2311	183	263	314	108	89

Team Roster

No.	Name	Pos.	Ht.	Yr.	Hometown (High School / College)
3	Stephanie Chiang	DS	5-3	Fr.	Irvine, Calif. (Irvine)
4	Tina Murray	LS	5-7	Jr.	Calumet City, Ill. (Thornwood)
5	Tiffany Jestadt	RS	6-0	So.	Scottsdale, Ariz. (Chaparral)
6	Diane Johnson	LS	5-11	Sr.	Los Altos, Calif. (Los Altos/Metro State)
7	Nicole Vranesh	S	5-8	Fr.	Las Vegas, Nevada (Bonanza)
8	Katie Zabransky	MB	6-2	RFr.	Brookfield, Wis. (Brookfield East)
9	Wendy Van Wyhe	MB	6-1	So.	Chino, Calif. (Ontario Christian)
10	Jennifer Sherlock	S	5-9	Sr.	Flossmoor, Ill. (Homewood-Flossmoor)
13	*Jennifer Mason	MB	6-1	Fr.	Minden, Nev. (Douglas County)
15	Jennifer Meeker	LS	5-10	So.	Mesa, Ariz. (Mountain View)
16	Stephanie Salgado	RS	6-1	Sr.	Yucaipa, Calif. (Yucaipa)
17	Buffy Romero	LS/S	5-11	Jr.	Long Beach, Calif. (Long Beach Wilson)
18	Michele Kohler	LS	5-9	So.	Oak Lawn, Ill. (H.L. Richards)

* - Spent the season as a redshirt.

HEAD COACH: Mike McLean from 9/1-10/6 & Brad Saindon from 10/12-11/30
ASSISTANT COACH: Pi'i Aiu (Colorado '89)

1990 Milestones

- ✓ **Oct. 12**-Brad Saindon returns from his leave of absence and takes over as head coach, at 9-7, he leads them to a win in his first match back and a to a 12-7 overall record the rest of the season.
- ✓ **Nov. 29-30**-The Buffs make their second straight post-season appearance, this time in the WIVC Tournament in Knoxville, Tenn., where they win two of four matches.
- ✓ **STAT SHOTS**-Tina Murray becomes the first player in CU history to reach 1,000 kills and thus the first to reach 1,000 kills and digs in a career.
- ✓ **STAT SHOTS**-Murray's 490 digs this season is still a standing record. Her 3.96 digs per game led the Big Eight, while Michele Kohler's 3.56 was third.
- ✓ **STAT SHOTS**-Jennifer Sherlock surpassed the 4,000 assist barrier for a career, the first Buff to do so.
- ✓ **STAT SHOTS**-Lisa Soulliere reaches the 400 block plateau for a career, also the first Buff to accomplish that feat.
- ✓ **AWARDS**-Jennifer Sherlock is named academic all-district, the first Buff to earn such an honor. Tiffany Jestadt is named first-team all-Big Eight.

HISTORY



1991

(25-10 • 10-2 Big Eight (2nd) • 10-2 Home • 7-5 Away • 8-3 Neutral)

Date	Opponent	H/A	W/L	Score	Rank	---Team Statistical Totals---						-----Individual Statistical Leaders-----			
						K	Att%	Ast	SA	Dig	TB	Kills	Digs	Blocks	Assists
8/30	^ at Portland	A	L	15-13, 15-9, 9-15, 14-16, 8-15	—	76	.224	70	6	132	14	Jestadt (17)	NV/SW (28)	Zabransky (8)	Vranesh (56)
8/30	^ Montana	N	W	15-10, 17-15, 15-12	—	51	.271	49	15	67	8	Downey (15)	Downey (19)	WV/KZ (3)	Romero (25)
8/31	^ Baylor	N	W	15-3, 15-6, 15-9	—	49	.382	45	10	54	4	Downey (12)	Wolfe (12)	kd/tj/vv/kz/jz (1)	Vranesh (38)
8/31	^ Oregon (RV)	N	L	7-15, 11-15, 17-15, 10-15	—	74	.159	70	10	110	17	Downey (23)	Downey (27)	WV/KZ (6)	Vranesh (62)
9/2	Montana State	H	W	15-6, 15-9, 15-5	—	42	.359	34	6	31	6	KD/KZ (10)	Kohler (9)	Van Wyhe (3)	Vranesh (34)
9/6	# Northwestern	H	W	15-12, 15-10, 15-8	—	65	.348	57	3	58	8	Downey (12)	kd/mk/tf/nv/sw (10)	kd/vv/kz (3)	Vranesh (52)
9/6	# Stanford (2)	H	L	7-15, 8-15, 8-15	—	32	.090	23	4	49	10	Downey (9)	Downey (14)	TJ/KZ (3)	Vranesh (23)
9/7	# Houston	H	W	13-15, 15-5, 15-3, 15-7	—	74	.350	57	8	89	8	Jestadt (15)	Jestadt (17)	Van Wyhe (3)	Vranesh (54)
9/13	! Pepperdine (11)	N	W	6-15, 15-2, 15-11, 7-15, 15-10	—	68	.203	65	10	73	8	Downey (17)	Downey (21)	WV/KZ (4)	Vranesh (59)
9/14	! at Washington (RV)	A	L	11-15, 10-15, 15-9, 14-16	—	75	.209	72	4	63	10	Jestadt (24)	TJ/NV (21)	Zabransky (7)	Vranesh (70)
9/14	! Iowa	N	W	15-9, 15-9, 15-3	—	54	.406	50	8	32	6	Wolfe (11)	Wolfe (12)	Zumerchik (3)	Vranesh (44)
9/18	at Colorado State	A	W	7-15, 13-15, 15-8, 15-10, 15-7	—	59	.157	53	11	80	14	Jestadt (14)	Kohler (14)	Van Wyhe (7)	Vranesh (50)
9/21	+ Gonzaga	N	W	15-7, 15-11, 11-15, 15-6	—	53	.289	40	7	40	8	MK/WV (14)	Downey (12)	Van Wyhe (6)	Vranesh (38)
9/21	@ Wyoming	A	W	15-9, 6-15, 15-13, 15-6	—	59	.239	45	7	62	12	Meeker (11)	Downey (13)	Van Wyhe (6)	Vranesh (43)
9/27	% Nebraska (9)	A	L	10-15, 13-15, 7-15	—	37	.080	31	9	45	4	Zabransky (13)	Downey (14)	KD/WV/KZ (2)	Vranesh (31)
9/28	% Georgia (RV)	N	L	8-15, 7-15, 11-15	—	52	.240	47	4	50	11	Downey (13)	Kohler (11)	Van Wyhe (5)	Vranesh (46)
9/28	% Maryland	N	W	15-8, 15-11, 15-13	—	74	.285	68	6	65	9	Meeker (17)	Meeker (15)	Zabransky (7)	Vranesh (63)
10/3	* Missouri	H	W	15-3, 15-4, 15-6	—	46	.449	38	4	25	5	Jestadt (10)	Vranesh (6)	Zabransky (4)	Vranesh (38)
10/5	* Oklahoma	H	W	15-10, 15-13, 15-6	—	63	.313	54	5	42	7	Kohler (15)	Vranesh (9)	Van Wyhe (5)	Vranesh (54)
10/10	* at Iowa State	A	W	15-2, 15-10, 15-6	—	44	.360	41	5	50	6	Downey (12)	KD/MK/TJ (10)	TJ/NV (3)	Vranesh (39)
10/12	* at Missouri	A	W	15-12, 15-10, 11-15, 15-1	—	64	.300	57	4	62	12	Wolfe (18)	MK/SW (13)	WV/KZ (5)	Vranesh (54)
10/18	* at Kansas	A	W	15-13, 6-15, 15-11, 17-15	—	81	.255	75	7	120	8	WV/KZ (18)	Downey (25)	Zabransky (5)	Vranesh (73)
10/19	* at Kansas State	A	W	15-11, 15-5, 15-2	—	55	.355	54	5	44	7	Zabransky (15)	Vranesh (9)	Zabransky (4)	Vranesh (46)
10/25	* Iowa State	H	W	16-14, 15-4, 15-8	—	50	.402	42	6	40	4	Downey (16)	Wolfe (9)	Zabransky (2)	Vranesh (31)
10/26	* Nebraska (8)	H	L	14-16, 12-15, 9-15	—	62	.204	53	10	60	6	Downey (16)	Kohler (13)	Zabransky (3)	Vranesh (53)
11/1	@ at Texas (7)	A	L	15-10, 6-15, 15-12, 7-15, 12-15	—	66	.173	61	5	71	4	KD/WV (16)	Kohler (17)	Van Wyhe (2)	Vranesh (61)
11/2	@ Houston	N	W	11-15, 15-0, 15-13, 15-13	—	63	.189	49	9	83	9	Zabransky (20)	Vranesh (19)	Zabransky (5)	Vranesh (44)
11/5	Colorado State	H	W	15-6, 15-12, 5-15, 15-5	—	73	.280	69	11	59	11	Van Wyhe (25)	Vranesh (15)	Van Wyhe (6)	Vranesh (65)
11/9	* at Oklahoma	A	W	14-16, 11-15, 15-7, 15-9, 15-12	—	91	.353	82	13	61	10	Downey (20)	MK/NV (13)	Van Wyhe (5)	Vranesh (72)
11/15	* Kansas	H	W	15-5, 15-11, 10-15, 15-8	—	92	.288	79	7	112	13	Downey (28)	Wolfe (28)	Zabransky (9)	Vranesh (73)
11/22	* Kansas State	H	W	15-11, 15-8, 15-5	—	62	.281	55	2	70	14	Downey (18)	KD/MK (15)	NV/KZ (7)	Vranesh (53)
11/26	Wyoming	H	W	15-2, 15-5, 15-6	—	49	.440	44	11	33	2	Downey (18)	Kohler (7)	Zabransky (2)	Vranesh (43)
11/29	& Kansas	N	W	15-7, 15-3, 15-8	—	48	.330	42	8	41	5	Kohler (14)	Vranesh (14)	Zabransky (4)	Vranesh (35)
11/30	& Nebraska (7)	N	L	8-15, 7-15, 5-15	—	37	.120	33	2	29	8	Downey (10)	SW/KZ (6)	Van Wyhe (5)	Vranesh (33)
12/7	\$ Penn State (15)	A	L	15-8, 15-10, 11-15, 6-15, 11-15	—	76	.199	68	3	79	11	Downey (34)	Kohler (20)	Zabransky (7)	Vranesh (64)

* - Big Eight Conference Match; # - Colorado Invitational, Boulder, Colo.; ^ - Portland Invitational, Portland, Ore.; ! - Washington Eddie Bauer First Serve Classic, Seattle, Wash.; % - Nebraska First Tier Invitational, Lincoln, Neb.; & - Big Eight Championships, Omaha, Neb.; @ - Texas Challenge, Austin, Texas; + - Match Played In Laramie, Wyo.; \$ - NCAA Tournament First Round, University Park, Pa.; All Home Matches At The Coors Events/Conference Center.

Team Statistics

Player	MP-MS	GP	K	E	TA	Pct.	Ast.	SA	SE	RE	Dig	BS	BA	TB	BE	BHE
Chang	34-0	117	3	0	11	.273	3	25	35	1	161	0	0	0	0	2
Downey	35-35	114	440	168	1108	.245	20	45	123	47	371	15	41	56	9	10
Jestadt	30-30	89	245	86	589	.270	39	9	47	1	196	9	41	50	3	9
Kohler	35-35	114	297	118	888	.202	8	35	43	33	351	2	13	15	0	8
Meeker	28-0	74	97	46	271	.188	9	11	49	27	120	4	8	12	4	5
Romero	3-0	8	1	0	1,000		34	2	0	0	7	0	3	3	0	5
Van Wyhe	34-34	122	359	95	754	.350	3	10	26	1	85	43	66	109	11	1
Vranesh	35-35	126	101	40	280	.218	1712	25	59	0	352	7	48	55	6	32
Wolfe	35-5	121	167	70	446	.217	15	59	98	18	298	2	12	14	0	3
Zabransky	35-35	121	341	121	749	.294	13	20	68	4	193	41	88	129	16	10
Zumerchik	30-1	64	63	18	126	.357	6	4	15	0	46	5	23	28	3	1
TOTALS	35	127	2114	762	5223	.259	1862	245	563	132	2180	128	343	299	52	86

Team Roster

No.	Name	Pos.	Ht.	Yr.	Hometown (High School / College)
1	*Kelly Prahm	RS	5-9	Fr.	Los Altos, Calif. (St. Francis)
2	Janine Zumerchik	MB	6-2	Fr.	Palos Park, Ill. (Carl Sandburg)
3	Stephanie Chiang	DS	5-4	So.	Irvine, Calif. (Irvine)
4	Staci Wolfe	LS	5-10	Fr.	San Jose, Calif. (St. Francis)
5	Tiffany Jestadt	RS	6-0	Jr.	Scottsdale, Ariz. (Chaparral)
7	Nicole Vranesh	S	5-9	So.	Las Vegas, Nev. (Bonanza)
8	Katie Zabransky	MB	6-2	So.	Brookfield, Wis. (Brookfield East)
9	Wendy Van Wyhe	MB	6-1	Jr.	Chino, Calif. (Ontario Christian)
10	Karrie Downey	LS	5-10	Fr.	La Mesa, Calif. (Helix)
13	Jennifer Mason	M	6-1	Fr.	Minden, Nev. (Douglas)
15	Jennifer Meeker	LS	5-10	Jr.	Mesa, Ariz. (Mountain View)
17	Buffy Romero-Lee	S	5-11	Sr.	Long Beach, Calif. (Long Beach Wilson)
18	Michele Kohler	LS	5-7	Jr.	Oaklawn, Ill. (H.L. Richards)

* - Spent the season as a redshirt.

HEAD COACH: Brad Saindon (Arizona State '76, Oklahoma '84)
ASSISTANT COACH: Pi'i Aiu (Colorado '89)

1991 Milestones

- ✓ **Sept. 13**—Colorado defeats Pepperdine, ranked No. 13, for the program's first ever win over a Top 15 team, in the first round of the Eddie Bauer First Serve Classic in Seattle, Wash.
- ✓ **Nov. 5**—With a 3-1 win over Colorado State, the program records its 100th win.
- ✓ **Dec. 7**—CU ends the year with a marathon match against Penn State in the NCAA Tournament, the second tournament in program history and the third straight trip to the postseason for CU.
- ✓ **AWARDS**—Nicole Vranesh and Wendy Van Wyhe are both named first-team all-Big Eight.
- ✓ **STAT SHOTS**—Nicole Vranesh's 1,712 assists are still a CU single-season record, and was an all-time Big Eight record at the time. Her 13.67 assists per game was tops in the Big Eight and NCAA for 1993, and a CU record at the time.
- ✓ **STAT SHOTS**—Staci Wolfe led the Big Eight in service aces with 59 in 122 games, or .48 per game. Her 10 aces against Montana in her second career match is still a CU and NCAA record, and it was in a three-game match.
- ✓ **STAT SHOTS**—Michele Kohler becomes the second player in CU history to record 1,000 career digs.
- ✓ **STAT SHOTS**—CU's 16.66 team kills per game ranked sixth in the NCAA and their 14.74 assists ranked eighth. Both were tops in the Big Eight along with their average of 17.17 digs per game.



1992

(22-9 • 10-2 Big Eight (2nd) • 10-2 Home • 8-5 Away • 4-2 Neutral)

Date	Opponent	H/A	W/L	Score	Rank	Team Statistical Totals						Individual Statistical Leaders			
						K	Att%	Ast	SA	Dig	TB	Kills	Digs	Blocks	Assists
9/3	# DePaul	H	W	15-8, 15-7, 15-1	19	38	.296	32	6	49	8	Kohler (12)	Vranesh (14)	Zumerchik (4)	Vranesh (28)
9/4	# Oregon	H	W	15-11, 15-8, 15-9	19	52	.218	45	5	48	6	Kohler (15)	KD/SW (10)	Sweeney (4)	Vranesh (41)
9/5	# Rhode Island	H	W	15-1, 15-9, 15-3	19	43	.367	34	10	32	5	Downey (14)	Downey (8)	Sweeney (3)	Vranesh (33)
9/7	at Wyoming (RV)	A	W	15-7, 15-11, 12-15, 9-15, 15-10	19	83	.237	68	10	75	9	Zumerchik (22)	Vranesh (18)	Zumerchik (4)	Vranesh (66)
9/11	^ Ohio State (14)	N	L	15-13, 11-15, 6-15, 15-10, 13-15	16	61	.193	62	13	53	9	Downey (18)	Kohler (15)	Zumerchik (4)	Vranesh (57)
9/12	^ at Illinois (12)	A	L	6-15, 11-15, 15-6, 9-15	16	49	.156	47	11	47	10	Downey (18)	Kohler (11)	Zumerchik (7)	Vranesh (40)
9/16	Western Kentucky	H	W	15-7, 15-1, 15-6	16	41	.325	36	11	26	11	HS/SW (8)	Kohler (8)	Sweeney (10)	Vranesh (34)
9/18	! DePaul	N	W	16-14, 15-9, 15-8	16	49	.225	46	13	46	5	Zumerchik (14)	MK/NV (10)	Kohler (3)	Vranesh (43)
9/19	! Virginia Tech	N	W	15-10, 15-9, 15-12	16	61	.352	57	5	51	5	Kohler (22)	KD/SW (10)	HS/JZ (2)	Vranesh (53)
9/19	! at Wisconsin	A	W	15-11, 15-5, 15-8	16	52	.192	43	4	59	6	Zumerchik (19)	Vranesh (15)	Wolfe (3)	Vranesh (42)
9/25	* Kansas	H	W	15-7, 15-6, 15-5	16	49	.304	40	4	48	5	Kohler (15)	Vranesh (13)	Vranesh (3)	Vranesh (36)
9/26	* Missouri	H	W	15-10, 15-5, 15-10	16	54	.227	51	4	57	10	Downey (12)	Wolfe (13)	Sweeney (6)	Vranesh (46)
9/29	Wyoming (RV)	H	L	15-7, 9-15, 15-4, 13-15, 16-14	16	71	.106	58	11	81	7	Kohler (20)	Vranesh (19)	Zumerchik (3)	Vranesh (52)
10/3	* at Missouri	A	W	15-7, 15-6, 15-4	16	65	.397	53	8	53	8	KD/SW (12)	Kohler (14)	HS/LW (3)	Vranesh (49)
10/7	* at Iowa State	A	W	4-15, 10-15, 15-5, 15-0, 16-14	18	61	.249	56	6	97	5	Downey (17)	Kohler (22)	SW/JZ (2)	Vranesh (47)
10/14	* at Oklahoma	A	W	16-14, 15-9, 15-6	15	60	.282	53	9	45	3	Kohler (16)	Kohler (14)	Zumerchik (2)	Vranesh (47)
10/17	* Kansas State	H	W	15-5, 15-6, 15-13	15	50	.237	38	10	36	5	KD/MK (12)	Wolfe (9)	Prahn (5)	Vranesh (38)
10/20	Colorado State (RV)	H	W	11-15, 15-12, 15-6, 15-11	13	65	.214	48	7	56	12	Wolfe (18)	Kohler (16)	Sweeney (5)	Vranesh (46)
10/24	* at Nebraska (5)	A	L	5-15, 9-15, 12-15	13	30	.044	27	9	44	1	KD/MK (9)	MK/NV (12)	KD/JZ (4)	Vranesh (24)
10/30	at UMKC	A	W	15-9, 15-3, 15-6	14	39	.338	37	5	34	6	Wolfe (8)	Parke (7)	Zumerchik (4)	Vranesh (33)
10/31	* at Kansas	A	W	15-12, 15-5, 10-15, 15-5	14	62	.258	47	10	62	11	Downey (18)	KD/NV (14)	Zumerchik (5)	Vranesh (46)
11/4	* Nebraska (5)	H	L	5-15, 10-15, 15-9, 15-8, 14-16	13	78	.090	64	7	104	3	Downey (19)	Vranesh (26)	Sweeney (2)	Vranesh (60)
11/7	* Iowa State	H	W	15-2, 15-8, 15-3	13	33	.269	25	2	26	7	Wolfe (8)	Vranesh (9)	Zumerchik (4)	Vranesh (23)
11/10	at Colorado St. (RV)	A	L	7-15, 12-15, 3-15	12	39	.104	31	1	46	5	Zumerchik (10)	Kohler (12)	Sweeney (3)	Vranesh (27)
11/13	% at UCLA (1)	A	L	11-15, 6-15, 6-15	12	45	.153	42	4	41	2	Downey (17)	Kohler (10)	Sweeney (2)	Vranesh (32)
11/14	% USC (10)	N	L	15-13, 6-15, 15-17, 13-15	12	83	.228	78	6	100	6	Zumerchik (19)	Downey (29)	Sweeney (6)	Vranesh (72)
11/18	* Oklahoma	H	W	15-8, 15-3, 15-7	15	57	.292	47	5	42	8	Downey (13)	Kohler (14)	Zumerchik (7)	Vranesh (45)
11/21	* at Kansas State	A	W	15-5, 15-3, 10-15, 15-10	15	51	.254	48	9	48	6	Kohler (13)	Kohler (13)	Sweeney (4)	Vranesh (43)
11/27	& Iowa State	N	W	15-9, 15-6, 15-13	15	54	.211	45	3	53	5	Downey (14)	Downey (14)	KD/JZ (3)	Vranesh (41)
11/28	& Nebraska (7)	N	W	16-14, 15-11, 9-15, 15-8	15	81	.208	72	8	91	6	Kohler (23)	Wolfe (21)	MK/JZ (3)	Vranesh (67)
12/3	\$ at Nebraska (7)	A	L	11-15, 8-15, 15-8, 17-19	15	60	.111	50	6	67	8	Wolfe (14)	Downey (17)	Sweeney (6)	Vranesh (49)

* - Big Eight Conference Match; # - Colorado Invitational, Boulder, Colo.; ^ - Illini Classic, Champaign, Ill.; ! - Inntower Invitational, Madison, Wis.; % - UCLA/Paul Mitchell Classic, Los Angeles, Calif.; & - Big Eight Conference Tournament, Omaha, Neb.; \$ - NCAA Tournament First Round, Lincoln, Neb.; All Home Matches Played At Coors Events/Conference Center.

Team Statistics

Player	MP-MS	GP	K	E	TA	Pct.	Ast.	SA	SE	RE	Dig	BS	BA	TB	BE	BHE
Chang	29-0	92	0	0	5	.000	6	18	25	0	95	0	0	0	0	2
Downey	31-31	107	387	198	1022	.185	29	31	76	63	303	15	37	52	9	7
Engel	1-0	1	0	0	0	—	0	0	0	0	0	0	0	0	0	0
Kohler	31-31	107	364	177	1092	.171	18	44	46	38	371	8	18	26	0	10
Parke	22-2	38	24	13	74	.149	1	6	14	7	30	0	1	1	0	1
Prahn	12-0	21	14	7	38	.184	0	2	3	0	13	3	11	14	1	1
Sweeney	30-26	106	220	82	505	.273	15	38	36	1	178	21	58	79	12	6
Vranesh	31-31	110	99	42	251	.227	1360	18	33	4	331	4	31	35	2	28
Williams	26-5	47	39	13	88	.295	11	11	5	0	28	4	13	17	0	2
Wolfe	29-29	99	256	118	735	.188	32	45	85	11	245	4	24	28	5	5
Zumerchik	31-31	107	312	95	676	.321	8	8	37	3	123	20	56	76	10	4
TOTALS	31	110	1715	745	4486	.216	1480	221	360	127	1717	79	249	203	39	66

Team Roster

No.	Name	Pos.	Ht.	Yr.	Hometown (High School / College)
1	Kelly Prahn	MB	5-9	Fr.	Los Altos, Calif. (St. Francis)
2	Janine Zumerchik	MB	6-2	So.	Palos Park, Ill. (Carl Sandburg)
3	Stephanie Chiang	DS	5-4	Jr.	Irvine, Calif. (Irvine)
4	Staci Wolfe	LS	5-10	So.	San Jose, Calif. (St. Francis)
5	Leah Williams	MB	6-0	Fr.	San Diego, Calif. (La Jolla)
7	Nicole Vranesh	S	5-8	Jr.	Las Vegas, Nev. (Bonanza)
10	Karrie Downey	LS	5-10	So.	La Mesa, Calif. (Helix)
11	*Tracy Seiler	S	5-8	Fr.	Chicago, Ill. (Maria)
12	*Karrin Borchard	S	5-11	Fr.	Meeker, Colo. (Meeker)
13	Shannon Parke	LS	5-10	Fr.	Manhattan Beach, Calif. (Mira Costa)
14	Heather Sweeney	MB	5-11	Fr.	Nipomo, Calif. (Arroyo Grande)
17	*Kacey Engel	MB	6-1	Fr.	Arvada, Colo. (Arvada West)
18	Michele Kohler	LS	5-7	Sr.	Oak Lawn, Ill. (H.L. Richards)

* - Spent the season as a redshirt.

HEAD COACH: Brad Saindon (Arizona State '76, Oklahoma '84)
ASSISTANT COACHES: Pi'i Aiu (Colorado '89), Kim Jagd (UCLA '87)

1992 Milestones

- ✓ **Oct. 31** - On the heels of KU's Basketball Madness, CU plays in front of a record 8,500 and records a 3-1 win.
- ✓ **Nov. 28** - After 15 unsuccessful tries, the Buffs finally upend No. 7 Nebraska in the Big Eight Tournament, claiming their first ever Big Eight Tournament Championship.
- ✓ **Dec. 3** - A twist of fate caught up with the Buffs in their second straight trip to the NCAA Tournament, third overall and fourth straight trip to the postseason as less than a week after their milestone victory over Nebraska, the Buffs draw a first-round match against the Huskers in Lincoln and fall in four games.
- ✓ **AWARDS** - Nicole Vranesh earns first-team all-district and Janine Zumerchik earns a second-team nod as both are the first players in program history to receive such honors. Vranesh was also first-team all-Big Eight. Brad Saindon is named the Big Eight Coach of the Year.
- ✓ **STAT SHOTS** - Michele Kohler becomes the second player in program history to reach 1,000 kills and in doing so the second to record over 1,000 in both kills and digs in a career.
- ✓ **STAT SHOTS** - Nicole Vranesh led the Big Eight in assists per game with a 12.36 per game average, which is also good enough for 16th in the final NCAA rankings for 1992.

HISTORY



1993

(26-6 • 11-1 Big Eight (1st) • 14-0 Home • 7-2 Away • 5-4 Neutral)

Date	Opponent	H/A	W/L	Score	-----Team Statistical Totals-----								-----Individual Statistical Leaders-----			
					Rank	K	Att%	Ast	SA	Dig	TB	Kills	Digs	Blocks	Assists	
9/2	# Tennessee	H	W	15-6, 15-8, 15-5	12	47	.273	34	7	44	9	Downey (17)	Downey (11)	Sweeney (8)	Vranesh (32)	
9/3	# Minnesota	H	W	15-9, 5-15, 15-3, 15-7	12	74	.228	58	8	72	4	Wolfe (20)	Wolfe (15)	kd/sp/hs/nv/sw/jz (1)	Vranesh (55)	
9/4	# Bowling Green	H	W	15-6, 15-3, 15-4	12	49	.280	41	8	55	6	Wolfe (15)	Downey (18)	Zumerchik (3)	Vranesh (35)	
9/10	@ Long Beach State (2)	N	L	15-10, 8-15, 7-15, 6-15	11	71	.269	61	10	32	3	Wolfe (18)	Downey (9)	KD/JZ (2)	Vranesh (56)	
9/11	@ Illinois (9)	N	W	15-13, 9-15, 14-16, 15-6, 15-9	11	88	.267	79	8	47	5	Wolfe (26)	Downey (15)	Downey (3)	Vranesh (75)	
9/14	! at Wyoming	A	W	15-11, 12-15, 15-10, 15-7	8	75	.185	68	3	91	6	Zumerchik (16)	Downey (24)	SW/JZ (2)	Vranesh (55)	
9/17	## Indiana	H	W	15-6, 15-8, 15-6	8	51	.260	34	4	54	7	Downey (12)	Wolfe (12)	Zumerchik (3)	Vranesh (32)	
9/18	## Michigan	H	W	15-11, 15-17, 15-13, 15-9	8	75	.187	62	4	80	12	Zumerchik (21)	Downey (19)	Zumerchik (8)	Vranesh (59)	
9/22	* Kansas State	H	W	15-3, 15-7, 15-6	9	51	.279	39	11	29	5	Williams (14)	Williams (6)	KD/SP (2)	Vranesh (39)	
9/24	! at Kentucky (10)	A	L	12-15, 8-15, 6-15	9	44	.144	37	7	33	3	Downey (13)	Wolfe (10)	Zumerchik (2)	Vranesh (33)	
9/25	! Houston	N	W	15-10, 16-14, 15-13	9	52	.178	42	8	51	9	Downey (15)	Downey (12)	Zumerchik (7)	Vranesh (40)	
9/25	! Butler	N	W	15-7, 15-4, 15-7	9	44	.337	36	8	39	5	Downey (14)	Downey (15)	Zumerchik (3)	Vranesh (26)	
10/2	* Missouri	H	W	15-7, 15-10, 15-5	11	63	.268	50	9	41	4	Wolfe (14)	Wolfe (8)	Vranesh (2)	Vranesh (39)	
10/5	! at Colorado St. (20)	A	W	15-14, 15-17, 15-12, 15-5	12	103	.219	84	5	117	14	Wolfe (25)	Vranesh (28)	Williams (5)	Vranesh (78)	
10/8	^ Pacific (11)	N	L	6-15, 15-17, 2-15	12	52	.196	44	2	53	2	Downey (17)	Wacholder (14)	KD/SW/JZ (1)	Vranesh (39)	
10/9	^ Texas (3)	N	L	16-14, 3-15, 13-15, 11-15	12	72	.144	72	9	99	9	KD/JZ (17)	Vranesh (25)	NV/JZ (5)	Vranesh (65)	
10/13	* Nebraska (11)	H	W	15-13, 9-15, 15-12, 5-15, 15-9	12	95	.197	79	2	94	7	Wolfe (23)	Vranesh (21)	Williams (4)	Vranesh (73)	
10/16	* Iowa State	H	W	15-5, 15-11, 15-10	12	44	.273	39	11	35	7	Downey (10)	KD/NV (7)	Williams (6)	Vranesh (39)	
10/20	Wyoming	H	W	15-12, 15-11, 15-10	11	57	.190	47	4	66	5	Downey (14)	Vranesh (16)	Zumerchik (3)	Vranesh (46)	
10/22	* at Kansas	A	W	15-2, 15-6, 15-13	11	41	.257	36	7	57	7	Williams (9)	Wacholder (15)	RW/LW (3)	Vranesh (30)	
10/23	* at Kansas State	A	W	15-7, 15-2, 15-7	11	48	.269	43	7	38	11	Downey (9)	KD/RW (9)	Williams (6)	Vranesh (35)	
10/26	* Oklahoma	H	W	15-13, 16-14, 15-13	10	59	.161	51	5	70	11	Downey (19)	Vranesh (20)	Zumerchik (6)	Vranesh (45)	
10/30	* at Nebraska (12)	A	L	8-15, 8-15, 8-15	10	34	.038	29	1	42	5	KD/SW (12)	Wacholder (11)	Williams (4)	Vranesh (28)	
11/3	* at Oklahoma	A	W	12-15, 15-8, 7-15, 15-3, 15-10	10	67	.250	56	11	60	4	Downey (22)	Vranesh (20)	Williams (3)	Vranesh (48)	
11/6	* Kansas	H	W	15-10, 10-15, 15-9, 15-6	10	73	.240	66	5	88	8	Downey (21)	Downey (22)	Williams (5)	Vranesh (60)	
11/13	* at Iowa State	A	W	15-7, 15-3, 15-13	9	37	.171	33	8	70	3	Downey (11)	RW/LW (11)	Downey (2)	Vranesh (30)	
11/16	Colorado State (RV)	H	W	15-4, 15-10, 15-13	9	65	.250	57	6	70	10	Wolfe (18)	Wacholder (18)	Williams (5)	Vranesh (54)	
11/20	* at Missouri	A	W	16-14, 15-10, 15-12	9	64	.238	54	4	93	7	KD/SW (15)	Downey (22)	Wacholder (2)	Vranesh (46)	
11/26	& Iowa State	N	W	7-15, 15-8, 15-10, 15-7	9	59	.139	51	7	65	2	Wolfe (20)	Wolfe (18)	Engel (2)	Vranesh (50)	
11/27	& Nebraska (8)	N	W	7-15, 15-10, 9-15, 15-13, 15-11	9	75	.154	65	9	83	9	Downey (25)	Downey (27)	LW/JZ (4)	Vranesh (59)	
12/5	\$ Illinois (23)	H	W	15-7, 15-5, 15-10	9	64	.349	56	5	43	4	Downey (19)	Downey (12)	Zumerchik (3)	Vranesh (53)	
12/9	\$\$Penn State (7)	N	L	15-9, 14-16, 18-16, 8-15, 7-15	9	99	.207	92	3	104	4	Downey (34)	Downey (24)	Williams (4)	Vranesh (87)	

* - Big Eight Conference Match; # - Colorado PowerBar Invitational, Boulder, Colo.; @ - Reebok Challenge, Chicago, Ill.; ## - Coors Conference Challenge, Boulder, Colo.; ! - Ramada Conference Challenge, Lexington, Ky.; ^ - Bank of America/Stanford Invitational, Stanford, Calif.; & - Big Eight Tournament, Omaha, Neb.; \$ - NCAA Second Round Match, Boulder, Colo.; \$\$ - NCAA Midwest Regional (Sweet 16); Minneapolis, Minn.

Team Statistics

Player	MP-MS	GP	K	E	TA	Pct.	Ast.	SA	SE	RE	Dig	BS	BA	TB	BE	BHE
Anderson	14-0	21	1	0	5	.200	20	2	7	1	5	0	0	0	0	1
Downey	32-30	112	501	230	1259	.215	26	44	55	45	414	22	35	57	11	1
Engel	13-0	15	16	9	51	.137	4	3	5	0	3	1	5	6	0	0
Parke	29-9	78	44	8	98	.367	8	9	18	1	68	3	1	4	0	1
Seiler	18-0	33	2	0	6	.333	1	0	8	0	24	0	0	0	0	0
Sweeney	8-5	24	42	15	98	.276	3	4	9	1	27	7	7	14	1	3
Vranesh	32-30	114	111	38	277	.264	1541	24	40	2	358	12	25	37	0	14
Wacholder	32-30	105	219	79	569	.246	51	26	24	12	296	6	28	34	5	1
Williams	27-25	95	247	108	592	.235	16	23	39	0	245	19	50	69	5	4
Wolfe	32-30	112	427	265	1403	.115	19	60	118	65	369	7	25	32	4	1
Zumerchik	32-30	109	382	124	835	.309	8	11	31	4	206	17	51	68	7	4
TOTALS	32	114	1992	876	5193	.215	1697	206	354	131	2015	94	227	207	33	30

Team Roster

No.	Name	Pos.	Ht.	Yr.	Hometown (High School / College)
1	Kelly Prahm	MB	5-9	So.	Los Altos, Calif. (St. Francis)
2	Janine Zumerchik	MB	6-2	Jr.	Palos Park, Ill. (Carl Sandburg)
3	Tracy Seiler	S	5-8	RFr.	Chicago, Ill. (Maria)
4	Staci Wolfe	LS	5-10	Jr.	San Jose, Calif. (St. Francis)
5	Leah Williams	MB	6-0	So.	San Diego, Calif. (La Jolla)
6	Jennifer Anderson	S	5-10	Fr.	Crescent City, Calif. (Del Norte)
7	Nicole Vranesh	S	5-8	Sr.	Las Vegas, Nev. (Bonanza)
10	Karrie Downey	LS	5-10	Jr.	La Mesa, Calif. (Helix)
11	Rachel Wacholder	RS	5-8	Fr.	Laguna Beach, Calif. (Laguna)
13	Shannon Parke	LS	5-10	So.	Manhattan Beach, Calif. (Mira Costa)
14	Heather Sweeney	MB	5-11	So.	Nipomo, Calif. (Arroyo Grande)
16	*Brenda Bauernfeind	DS	5-7	Jr.	Denver, Colo. (Adams City/UCCS)
17	Kacey Engel	MB	6-1	RFr.	Arvada, Colo. (Arvada West)

* - Spent the season as a redshirt.

HEAD COACH: Brad Saindon (Arizona State '76, Oklahoma '84)

ASSISTANT COACHES: Pi'i Aiu (Colorado '89), Janine Gremmel Smith (Texas '93)

1993 Milestones

- ✓ **Sept. 4**—In the third match of the season, CU head coach Brad Saindon wins his 100th career match.
- ✓ **Oct. 13**—CU edges Nebraska 3-2 in Boulder to set up CU's first-ever conference championship. With this championship, CU became just the second team to win a Big Eight championship, as Nebraska took the first 17 and the final two.
- ✓ **Dec. 5**—After topping the Huskers again and claiming their second straight Big Eight Tournament championship, CU earns a first-round bye and takes revenge on Illinois from an early season loss to the Illini. CU makes it to its first Sweet 16, losing in five games to Penn State.
- ✓ **AWARDS**—Karrie Downey and Nicole Vranesh both earn first team All-District, while Janine Zumerchik is named second-team. Downey and Vranesh are also first-team All-Big Eight selections. Brad Saindon earns his second straight Big Eight Coach of the Year Award and third overall.
- ✓ **STAT SHOTS**—The Buffs lead the Big Eight with 17.47 kills per game and 14.87 assists per game. The kills per game were second in the NCAA and the assists per game were seventh in the NCAA.
- ✓ **STAT SHOTS**—Nicole Vranesh led the Big Eight with 13.49 assists per game, which was good for fourth in the NCAA.
- ✓ **STAT SHOTS**—Staci Wolfe led the Big Eight with 59 aces in 112 games, or .53 per game.
- ✓ **STAT SHOTS**—Karrie Downey becomes the third player to reach 1,000 kills and the fourth to reach 1,000 digs, while Vranesh edged her out to become the third to 1,000 digs.
- ✓ **STAT SHOTS**—Vranesh took over first place on the career assists chart, recording her 4,000th and 5,000th on the season. She also finished her career playing in 343 consecutive games.
- ✓ **STAT SHOTS**—Staci Wolfe's 1,403 attacks are still a single-season record while Karrie Downey's 501 kills was a CU record and is still No. 2.

HISTORY



1994

(23-8 • 10-2 Big Eight (2nd) • 13-4 Home • 7-3 Away • 3-1 Neutral)

Date	Opponent	H/A	W/L	Score	----Team Statistical Totals----										-----Individual Statistical Leaders-----			
					Rank	K	Att%	Ast	SA	Dig	TB	Kills	Digs	Blocks	Assists			
9/1	# Washington (RV)	H	W	15-13, 7-15, 15-10, 16-14	14	79	.207	71	5	76	7	KD/SW (21)	Wolfe (19)	LW/JZ (2)	Anderson(62)			
9/2	# BYU (6)	H	L	15-8, 13-15, 12-15, 9-15	14	62	.145	58	6	75	9	Wolfe (22)	Downey (18)	Williams (4)	Anderson(53)			
9/3	# Butler	H	W	15-2, 15-7, 15-11	14	55	.255	49	3	51	5	Downey (15)	Downey (10)	Anderson (3)	Anderson(45)			
9/7	New Orleans	H	W	15-3, 15-8, 15-8	14	39	.353	36	9	34	6	Downey (10)	LW/SW (9)	Williams (4)	Anderson(29)			
9/9	^ Northern Illinois	N	W	15-3, 15-9, 15-4	14	36	.387	31	8	33	6	KD/SW (9)	SW/JZ (8)	Williams (3)	Anderson(29)			
9/10	^ Houston (RV)	N	W	17-15, 15-8, 15-12	14	72	.308	66	10	50	11	Downey (18)	Wolfe (13)	Williams (5)	Anderson(61)			
9/11	^ at Ohio State (5)	A	L	2-15, 12-15, 12-15	14	38	.050	32	6	39	7	LW/SW (10)	Downey (12)	KD/LW/JZ (3)	Anderson(31)			
9/15	##Notre Dame (13)	H	L	4-15, 15-3, 13-15, 12-15	15	61	.199	56	4	69	10	Downey (22)	KD/SW (15)	Williams (5)	Anderson(38)			
9/16	##Michigan State	H	W	16-14, 15-3, 14-16, 15-3	15	76	.197	68	6	95	10	Zumerchik (26)	Downey (25)	Williams (5)	Seiler(47)			
9/18	##Texas A&M	H	L	14-16, 6-15, 15-4, 14-16	15	75	.145	69	4	94	11	Wolfe (31)	Downey (27)	Wacholder (5)	Seiler(40)			
9/28	* at Oklahoma	A	W	15-11, 15-13, 17-15	19	52	.188	45	3	62	8	Wacholder (22)	Williams (15)	Zumerchik (4)	Seiler(42)			
9/30	North Carolina	H	W	15-12, 15-5, 15-5	19	61	.306	55	2	70	14	Zumerchik (20)	Downey (20)	TS/LW/JZ (5)	Seiler(52)			
10/1	* Kansas State	H	W	15-6, 15-9, 15-6	19	46	.269	46	7	38	4	Downey (13)	Downey (10)	Parke (2)	Seiler(43)			
10/5	* at Missouri	A	W	15-7, 15-13, 16-14	17	46	.266	40	2	61	8	Wacholder (13)	Williams (16)	Williams (5)	Seiler(37)			
10/8	* Iowa State	H	W	15-3, 15-8, 15-8	17	50	.322	42	8	50	10	Wacholder (18)	Downey (12)	Zumerchik (4)	Seiler(39)			
10/11	at Wyoming (25)	A	W	15-6, 15-7, 15-9	17	52	.292	47	5	69	5	Downey (17)	Downey (15)	Zumerchik (3)	Seiler(41)			
10/15	* Kansas	H	W	15-3, 15-1, 15-0	17	41	.456	38	3	29	8	Wacholder (17)	Zumerchik (10)	Koepke (4)	Seiler(33)			
10/19	Colorado State	H	W	15-12, 15-6, 15-12	15	46	.183	42	1	74	18	Downey (16)	Downey (22)	Koepke (10)	Seiler(37)			
10/21	* Missouri	H	W	15-2, 15-3, 15-1	15	22	.298	18	11	23	8	Downey (11)	Wacholder (6)	Williams (5)	Anderson(9)			
10/25	Wyoming (RV)	H	W	15-10, 15-9, 18-16	14	61	.212	58	4	79	7	Downey (21)	Seiler (15)	Williams (4)	Seiler(52)			
10/29	* at Nebraska (2)	A	L	3-15, 12-15, 5-15	14	60	.408	53	0	55	6	Downey (15)	Downey (13)	KD/LW/JZ (3)	Seiler(39)			
11/2	* Oklahoma	H	W	15-6, 15-11, 15-3	14	46	.358	41	2	44	7	Downey (20)	Wacholder (17)	Williams (4)	Seiler(35)			
11/5	* at Iowa State	A	W	15-10, 16-18, 15-10, 15-5	14	82	.294	70	6	97	13	Williams (14)	Downey (41)	Williams (8)	Seiler(66)			
11/9	at Colorado State	A	W	15-4, 12-15, 15-3, 15-1	14	77	.314	66	10	78	10	Zumerchik (18)	Downey (25)	Williams (8)	Seiler(63)			
11/12	* at Kansas	A	W	15-4, 15-2, 15-6	14	36	.255	31	8	50	6	Downey (11)	Zumerchik (12)	Williams (4)	Seiler(29)			
11/16	* Nebraska (2)	H	L	13-15, 5-15, 2-15	13	33	.138	29	6	31	4	Downey (12)	Wacholder (11)	Williams (3)	Seiler(21)			
11/19	* at Kansas State	A	W	15-8, 15-10, 15-12	13	52	.311	44	10	40	4	Downey (16)	Wacholder (12)	Zumerchik (3)	Seiler(44)			
11/25	& Iowa State	N	W	14-16, 16-14, 11-15, 15-11, 16-14	13	84	.218	75	5	94	15	Downey (28)	Downey (29)	Williams (9)	Seiler(58)			
11/26	& Nebraska (1)	N	L	6-15, 15-13, 6-15, 8-15	13	57	.147	52	7	61	10	Downey (20)	Downey (19)	Williams (8)	Seiler(51)			
12/4	\$ Northern Iowa	H	W	14-16, 15-13, 15-9, 15-12	13	77	.244	72	4	78	16	Downey (21)	RW/LW (18)	Downey (8)	Seiler(57)			
12/9	\$\$Nebraska (1)	A	L	11-15, 7-15, 5-15	13	40	.152	35	2	46	2	Wacholder (16)	Downey (13)	Williams (2)	Seiler(33)			

* - Big Eight Conference Match; # - Colorado Coors Invitational, Boulder, Colo.; ^ - Buckeye Classic, Columbus, Ohio; ## - Colorado PowerBar Invitational, Boulder, Colo.; & - Big Eight Conference Tournament, Salina, Kan.; \$ - NCAA Second Round Match, Boulder, Colo.; \$\$ - NCAA Midwest Regional (Sweet 16), Lincoln, Neb.; All home matches played at Coors Events/Conference Center.

Team Statistics

Player	MP-MS	GP	K	E	TA	Pct.	Ast.	SA	SE	RE	Dig	BS	BA	TB	BE	BHE
Anderson	24-7	55	15	8	39	.179	414	18	11	0	58	2	12	14	2	15
Baurenfeind	2-0	4	0	0	2	---	0	0	0	0	4	0	0	0	0	0
Downey	31-29	103	462	188	1276	.215	42	32	39	36	452	31	35	66	8	7
Engel	3-0	3	4	2	8	.250	0	0	2	0	2	0	1	1	0	1
Koepke	24-10	71	72	17	159	.246	12	6	34	0	47	10	51	61	4	4
Parke	29-0	85	12	4	41	.195	9	9	30	1	100	4	8	12	0	0
Prahn	7-0	9	3	1	8	.250	1	0	0	0	4	0	0	0	1	0
Seiler	31-19	94	30	13	89	.191	979	15	27	0	188	3	27	30	9	44
Wacholder	31-30	104	371	149	1206	.184	31	45	71	29	318	16	27	43	6	3
Williams	31-30	102	280	98	586	.311	16	22	23	0	282	29	98	127	9	2
Wolfe	10-9	34	155	64	383	.238	8	10	49	5	123	3	8	11	5	3
Zumerchik	31-29	102	296	94	707	.286	12	13	38	0	255	11	51	62	10	14
TOTALS	31	104	1700	636	4502	.236	1524	170	324	71	1833	109	318	268	54	93

Team Roster

No.	Name	Pos.	Ht.	Yr.	Hometown (High School / College)
1	Kelly Prahn	MB	5-9	Jr.	Los Altos, Calif. (St. Francis)
2	Janine Zumerchik	MB	6-2	Sr.	Palos Park, Ill. (Carl Sandburg)
3	Tracy Seiler	S	5-9	So.	Chicago, Ill. (Maria)
4	Staci Wolfe	LS	5-10	Sr.	San Jose, Calif. (St. Francis)
5	Leah Williams	MB	6-0	Jr.	San Diego, Calif. (La Jolla)
6	Jennifer Anderson	S	5-9	So.	Crescent City, Calif. (Del Norte)
7	*Andria Shaw	LS	5-11	Fr.	Longmont, Colo. (Longmont)
8	*Shelly Wolfe	S	6-0	Fr.	San Jose, Calif. (St. Francis)
10	Karrie Downey	LS	5-10	Sr.	La Mesa, Calif. (Helix)
11	Rachel Wacholder	LS	5-9	So.	Laguna Beach, Calif. (Laguna)
12	Alison Koepke	MB	6-3	Fr.	Walnut Creek, Calif. (Monte Vista)
13	Shannon Parke	RS	5-10	Jr.	Manhattan Beach, Calif. (Mira Costa)
16	Brenda Bauernfeind	DS	5-8	Sr.	Thornton, Colo. (Adams City/UCCS)
17	Kacey Engel	MB	6-0	So.	Arvada, Colo. (Arvada West)

* - Spent the season as a redshirt.

HEAD COACH: Brad Saindon (Arizona State '76, Oklahoma '84)
ASSISTANT COACHES: Pi'i Aiu (Colorado '89), Kim Jagd (UCLA '87)

1994 Milestones

- ✓ **Oct. 25** - The Buffs finish the best run in school history. Not only did the Buffs win 10 straight matches, which still ties the program record, but they swept all 10 teams to win 30 straight games.
- ✓ **Nov. 16** - The Buffs match against Nebraska draws 3,685 to the Events Center, still the school record.
- ✓ **Dec. 4** - The Buffs earn their fourth straight trip to the NCAA Tournament, fifth overall and sixth straight trip to the post season as they earn a first-round bye and defeat Northern Iowa in the second round for their second straight Sweet 16 appearance.
- ✓ **AWARDS** - Karrie Downey is named fist-team all-district, while Leah Williams makes the second team. They both are named first-team all-Big Eight.
- ✓ **STAT SHOTS** - Downey surpasses Tina Murray in both career kills, digs and attacks and goes out as the all-time Big Eight leader in all three categories. She has a CU record 41 digs against Iowa State on Nov. 5 and her 4.39 digs per game average is the only instance in CU history when a player has averaged over 4.0 per game.
- ✓ **STAT SHOTS** - Staci Wolfe records 31 kills against Texas A&M on Sept. 18, setting a record for four games that still stands and surpassing the 1,000 kill plateau in what would be her last match. She was the fourth player to reach 1,000 kills and just a match earlier was the fifth to reach 1,000 digs for a career.
- ✓ **STAT SHOTS** - Janine Zumerchik became the fifth Buff to record 1,000 career kills, and is still the only middle blocker in CU history over 1,000 kills.
- ✓ **STAT SHOTS** - Rachel Wacholder led the Big Eight in conference matches with 22 aces in 37 games, averaging .60 per game.



1995

(17-11 • 8-4 Big Eight (2nd) • 10-3 Home • 6-6 Away • 1-2 Neutral)

Date	Opponent	H/A	W/L	Score	Rank	Team Statistical Totals						Individual Statistical Leaders			
						K	Att%	Ast	SA	Dig	TB	Kills	Digs	Blocks	Assists
9/1	# Ohio State (10)	H	W	9-15, 15-4, 15-7, 15-7	12	47	.227	38	9	47	22	Lodge (14)	Williams (12)	Koepke (10)	Wolfe (36)
9/2	# Kentucky	H	W	15-10, 15-5, 15-7	12	56	.339	48	4	44	9	Wacholder (17)	Wacholder (9)	AK/MS (4)	Wolfe (29)
9/3	# Georgia Tech (20)	H	L	6-15, 15-6, 15-13, 14-16, 19-21	12	81	.154	76	14	80	13	Wacholder (29)	Wacholder (34)	Williams (10)	Wolfe (68)
9/4	Ball State	H	W	15-12, 7-15, 2-15, 15-0, 24-22	12	69	.180	57	5	71	15	Schutz (18)	Wacholder (16)	Williams (12)	Wolfe (44)
9/7	^ Georgia (20)	N	L	15-1, 11-15, 13-15, 15-10, 11-15	12	52	.089	47	9	87	19	Wacholder (15)	Wacholder (18)	Williams (13)	Wolfe (38)
9/8	^ at BYU (17)	A	W	12-15, 15-6, 15-2, 15-10	12	57	.205	49	8	98	13	Wacholder (18)	Wacholder (29)	AK/LW (9)	Wolfe (44)
9/9	^ Minnesota	N	W	15-5, 15-12, 15-10	12	45	.256	39	6	68	14	Wacholder (12)	Wacholder (19)	Williams (7)	Wolfe (31)
9/13	at Wyoming	A	W	15-5, 15-4, 13-15, 15-3	15	66	.394	54	12	52	11	RW/LW (14)	TL/MS (9)	Williams (8)	Anderson (41)
9/17	Gonzaga	H	W	15-2, 15-6, 7-15, 15-3	15	57	.299	50	10	52	12	Williams (13)	Williams (15)	Williams (7)	Wolfe (46)
9/23	at Notre Dame (7)	A	L	13-15, 1-15, 14-16	15	42	.183	38	7	43	4	Wacholder (15)	TL/LW (9)	Williams (3)	Wolfe (23)
9/24	at Notre Dame (7)	A	L	0-15, 9-15, 4-15	15	17	.048	17	3	37	5	Wacholder (6)	Wacholder (11)	Schutz (3)	Anderson (13)
9/27	* Nebraska (1)	H	L	6-15, 5-15, 12-15	16	39	.225	32	6	25	3	Schutz (12)	Williams (6)	Williams (2)	Anderson (16)
9/30	* at Kansas State	A	L	10-15, 11-15, 15-10, 4-15	16	65	.251	53	3	54	9	Wacholder (21)	Schutz (12)	Williams (7)	Wolfe (33)
10/4	Colorado State	H	L	15-11, 12-15, 9-15, 4-15	20	70	.245	59	9	61	9	Wacholder (16)	Wacholder (17)	Koepke (5)	Wolfe (48)
10/7	* at Kansas	A	W	15-12, 16-14, 10-15, 11-15	20	69	.190	61	13	87	7	Wacholder (21)	TL/RW (14)	Williams (5)	JA/SW (27)
10/11	* Oklahoma	H	W	13-15, 15-4, 15-6, 15-8	24	66	.318	61	10	50	15	Wacholder (22)	Wacholder (18)	LS/LW (9)	Wolfe (58)
10/14	* at Iowa State	A	L	14-17, 15-6, 15-3, 13-15, 10-15	24	70	.192	62	10	107	17	Lodge (17)	Wacholder (33)	Koepke (11)	Wolfe (31)
10/18	Wyoming	H	W	15-7, 15-8, 15-8	—	47	.317	44	11	34	12	Wacholder (16)	Wacholder (9)	Koepke (7)	Wolfe (19)
10/21	* at Nebraska (1)	A	L	4-15, 3-15, 2-15	—	25	.079	23	1	21	1	Wacholder (9)	Wacholder (7)	SL/LW (1)	Wolfe (45)
10/24	at Colorado State	A	W	12-15, 15-5, 15-5, 5-15, 16-14	—	62	.273	50	5	50	18	Lodge (20)	LW/SW (10)	Bunce (10)	Wolfe (18)
10/27	* Missouri	H	W	15-3, 15-6, 15-11	—	43	.283	36	11	35	4	Wacholder (11)	Bunce (12)	Williams (2)	Anderson (18)
11/4	* Kansas	H	W	15-7, 15-7, 15-8	—	54	.263	50	6	58	12	Wacholder (16)	Williams (13)	Koepke (8)	Wolfe (36)
11/8	* at Missouri	A	W	15-11, 13-15, 15-10, 15-13	—	47	.108	43	12	69	16	SL/RW (11)	RW/SW (14)	Williams (8)	Wolfe (35)
11/11	* Iowa State	H	W	6-15, 15-13, 13-15, 15-11, 17-15	—	71	.137	63	5	94	20	Wacholder (26)	Wacholder (18)	Williams (10)	Wolfe (55)
11/15	* at Oklahoma	A	W	12-15, 15-9, 15-7, 15-6	—	63	.273	57	7	67	7	Wacholder (24)	Wacholder (14)	Williams (5)	Wolfe (53)
11/18	* Kansas State	H	W	15-12, 15-8, 15-6	—	33	.137	30	9	45	14	Lodge (11)	Williams (15)	Bunce (7)	Wolfe (26)
11/24	& Iowa State	N	L	17-15, 9-15, 15-17, 11-15	—	70	.120	64	8	127	14	Wacholder (25)	Wacholder (40)	Koepke (8)	Wolfe (61)
11/29	\$ at Northern Iowa (24)	A	L	7-15, 12-15, 19-21	—	65	.253	50	8	68	14	Williams (9)	Wolfe (16)	Bunce (8)	Wolfe (46)

* - Big Eight Conference Match; # - Colorado PowerBar Invitational, Boulder, Colo.; ^ - BYU Mizzuno Invitational, Provo, Utah; & - Big Eight Tournament, Omaha, Neb.; \$ - NCAA First Round Match, Cedar Falls, Iowa.

Team Statistics

Player	MP-MS	GP	K	E	TA	Pct.	Ast.	SA	SE	RE	Dig	BS	BA	TB	BE	BHE
Anderson	23-2	58	8	8	26	.000	226	7	18	3	58	0	7	7	3	6
Bunce	28-13	101	77	36	193	.212	6	14	19	0	154	5	53	58	5	3
Cochran	4-0	7	0	0	0	—	0	0	0	0	5	0	0	0	0	0
Koepke	28-26	105	148	70	413	.189	40	24	76	2	98	14	128	142	2	6
Lodge	28-19	97	265	125	761	.184	18	34	76	37	161	4	51	55	6	1
Lynch	27-19	92	152	67	546	.156	9	13	50	27	196	2	20	22	4	1
Owens	27-1	82	32	19	111	.117	3	11	12	11	92	1	1	2	0	3
Schutz	13-13	50	135	39	295	.325	7	19	23	1	94	9	33	42	4	0
Wacholder	28-28	107	438	186	1383	.182	10	38	48	43	399	6	22	28	2	1
Williams	28-28	107	266	70	566	.346	11	34	93	4	266	29	148	177	9	5
Wolfe	28-27	99	27	12	77	.195	1023	27	26	0	208	3	51	54	9	37
TOTALS	28	107	1548	632	4371	.210	1353	221	441	128	1731	73	514	330	44	63

Team Roster

No.	Name	Pos.	Ht.	Yr.	Hometown (High School / College)
2	Tegan Lynch	RS	6-0	Fr.	Aptos, Calif. (Aptos)
4	Sarah Lodge	LS	5-11	Fr.	Houston, Texas (Cypress Creek)
5	Leah Williams	MB	6-0	Sr.	San Diego, Calif. (La Jolla)
6	Jennifer Anderson	S	5-9	Jr.	Crescent City, Calif. (Del Norte)
7	Melissa Schutz	MB	6-0	Fr.	Newport Beach, Calif. (Newport Harbor)
8	Shelly Wolfe	S	6-0	RFr.	San Jose, Calif. (St. Francis)
9	*Joyce Ortell	MB	5-11	Fr.	Parker, Colo. (Gateway)
10	Kathleen Bunce	MB	6-0	Sr.	Laguna Beach, Calif. (Capistrano Valley/Loyola)
11	Rachel Wacholder	LS	5-9	Jr.	Laguna Beach, Calif. (Laguna)
12	Alison Koepke	MB	6-3	So.	Walnut Creek, Calif. (Monte Vista)
13	Anne Marie Cochran	DS	5-7	So.	Saratoga, Calif. (Klein, Texas)
15	Courtney Owens	LS	5-9	Fr.	Newport Beach, Calif. (Cavalry Chapel)

* - Spent the season as a redshirt.

HEAD COACH: Brad Saindon (Arizona State '76, Oklahoma '84)
 ASSISTANT COACHES: Pi'i Aiu (Colorado '89), Katie Zabransky (Wisconsin '93)

1995 Milestones

- ✓ **Oct. 21** - CU falls at Nebraska in three games before a then-NCAA record crowd of 11,529.
- ✓ **Nov. 24** - Playing against Iowa State in the last Big Eight Conference Tournament, Rachel Wacholder shatters the NCAA record for attacks in a four-game match with a mind-blowing 106.
- ✓ **Nov. 29** - The Buffs make their fifth straight NCAA Tournament, sixth overall and seventh straight post-season appearance as they travel to Northern Iowa, who earned revenge against the Buffs who beat them in the 1994 NCAA Tournament and swept CU to end its season.
- ✓ **AWARDS** - Leah Williams is named first-team all-district and first-team all-Big Eight. Sarah Lodge earns the Big Eight Newcomer of the Year award, the first CU player to earn that honor.
- ✓ **STAT SHOTS** - Leah Williams led the Big Eight conference with a 1.64 blocks per game average, a mark that was good for sixth in the NCAA. That average and her 177 total blocks are still CU records.
- ✓ **STAT SHOTS** - Rachel Wacholder becomes the sixth player in program history to reach 1,000 kills and the sixth to reach 1,000 digs, in doing so she became the fourth to reach 1,000 in both. Her 34 digs against Georgia Tech in five games is still the CU record for five games and her 40 against Iowa State at the Big Eight Tournament is just the second time a player's had 40 or more digs.

HISTORY



1996

(19-10 • 13-7 Big 12 (3rd) • 11-6 Home • 8-4 Away • 0-0 Neutral)

Date	Opponent	H/A	W/L	Score	Rank	-----Team Statistical Totals-----						-----Individual Statistical Leaders-----			
						K	Att%	Ast	SA	Dig	TB	Kills	Digs	Blocks	Assists
8/30	# Texas-Arlington	H	W	15-5, 15-11, 15-4	22	44	.248	35	10	36	2	Wacholder (11)	Lodge (7)	Owens (2)	Campbell (30)
8/31	# Wisconsin (12)	H	L	13-15, 8-15, 15-12, 11-15	22	74	.224	68	9	66	9	Lodge (19)	Campbell (16)	Lodge (4)	Campbell (59)
9/6	at Duke	A	DNP	Match cancelled due to Hurricane Fran.											
9/7	at North Carolina	A	W	15-7, 7-15, 15-6, 7-15, 15-12	—	78	.271	71	4	75	8	Wacholder (20)	Wacholder (19)	Koepke (5)	Campbell (66)
9/11	Wyoming	H	W	15-5, 15-9, 15-13	—	61	.272	52	8	44	4	Lodge (14)	SL/TL (9)	SB/AK (2)	Campbell (46)
9/13	Utah	H	W	15-7, 16-14, 15-13	—	53	.295	48	11	49	5	Lodge (19)	Lynch (10)	Koepke (4)	Campbell (43)
9/17	Colorado State (21)	H	L	9-15, 10-15, 9-15	—	50	.157	45	6	47	10	Lodge (21)	Lodge (10)	Wacholder (4)	Campbell (39)
9/19	Air Force	H	W	15-4, 15-6, 15-9	—	53	.359	48	2	54	17	Wacholder (16)	Lynch (15)	Bunce (11)	Campbell (41)
9/27	* Kansas State	H	L	10-15, 15-4, 15-10, 10-15, 9-15	—	86	.243	79	2	103	12	Lodge (19)	Campbell (22)	Schutz (5)	Campbell (67)
9/28	* Kansas	H	W	15-13, 15-13, 15-2	—	70	.256	62	3	62	7	Wacholder (21)	Lynch (14)	Schutz (5)	Campbell (58)
10/4	* at Missouri	A	W	15-5, 15-4, 15-3	—	45	.437	35	2	36	7	Schutz (8)	Lynch (4)	KB/AK (3)	Campbell (33)
10/5	* at Iowa State	A	W	15-9, 15-8, 15-10	—	59	.260	52	4	55	8	Schutz (13)	Campbell (12)	Schutz (4)	Campbell (45)
10/9	* Nebraska (6)	H	L	14-16, 11-15, 10-15	—	69	.190	64	5	66	9	Wacholder (17)	Wacholder (16)	Koepke (5)	Campbell (58)
10/11	* Oklahoma	H	W	17-15, 15-10, 13-15, 15-4	—	81	.208	74	7	105	11	Wacholder (21)	SL/RW (19)	Koepke (5)	Campbell (64)
10/18	* Texas (8)	H	L	9-15, 8-15, 15-11, 15-8, 11-15	—	92	.203	86	5	100	11	SL/RW (21)	Lynch (25)	Campbell (5)	Campbell (79)
10/19	* Texas A&M (10)	H	L	15-17, 8-15, 11-15	—	51	.086	46	3	65	10	Wacholder (19)	Wacholder (15)	Schutz (5)	Campbell (43)
10/25	* at Texas Tech (20)	A	W	7-15, 15-8, 16-14, 11-15, 15-8	—	87	.286	82	3	76	13	Wacholder (27)	KC/RW (17)	Koepke (9)	Campbell (70)
10/26	* at Baylor	A	W	15-13, 15-9, 15-8	—	56	.231	51	10	39	8	Bowen (13)	Lynch (12)	Bowen (4)	Campbell (49)
10/30	* at Nebraska (7)	A	L	4-15, 5-15, 11-15	—	24	.043	23	5	33	6	Wacholder (7)	SL/RW (7)	Koepke (4)	Campbell (22)
11/2	* at Oklahoma	A	L	10-15, 16-14, 15-12, 10-15, 11-15	—	106	.270	96	7	90	10	Lodge (36)	Lodge (26)	Koepke (5)	Campbell (86)
11/8	* Iowa State	H	W	15-9, 15-9, 15-1	—	65	.372	56	7	48	8	SL/MS (13)	Owens (8)	Wacholder (4)	Campbell (46)
11/9	* Missouri	H	W	15-9, 15-9, 15-8	—	49	.282	43	7	40	4	Wacholder (14)	Campbell (13)	Campbell (2)	Campbell (32)
11/15	* at Kansas	A	W	15-7, 15-11, 15-5	—	44	.265	42	4	37	7	Wacholder (12)	Campbell (13)	Schutz (3)	Campbell (36)
11/16	* at Kansas State (20)	A	W	16-14, 13-15, 15-13, 15-7	—	74	.254	70	8	80	8	Lodge (18)	Wacholder (25)	Schutz (6)	Campbell (60)
11/22	* Baylor	H	W	15-9, 15-11, 15-2	—	54	.271	50	4	51	13	Wacholder (24)	Campbell (12)	Koepke (6)	Campbell (40)
11/23	* Texas Tech (21)	H	W	15-11, 17-15, 15-9	—	78	.288	74	5	67	13	Wacholder (22)	Lodge (14)	Koepke (7)	Campbell (65)
11/29	* at Texas A&M (16)	A	L	10-15, 12-15, 5-15	—	49	.130	44	6	45	2	Lodge (13)	Lodge (12)	kb/kc/ak/rw (1)	Campbell (39)
11/30	* at Texas (8)	A	W	16-14, 7-15, 6-15, 15-12, 15-10	—	100	.252	85	8	89	9	Lodge (28)	Wacholder (18)	Koepke (6)	Campbell (74)
12/4	\$ Oral Roberts (25)	H	W	15-9, 13-15, 15-7, 15-12	—	95	.272	86	6	89	7	Schutz (24)	Lynch (26)	KC/AK/MS (3)	Campbell (74)
12/8	\$\$ at Hawaii (5)	A	L	12-15, 11-15, 12-15	—	62	.227	59	7	58	7	Lodge (15)	Lodge (9)	KC/AK (4)	Campbell (55)

* - Big 12 Conference Match; # - Colorado PowerBar Invitational, Boulder, Colo.; \$ - NCAA Tournament First Round, Boulder, Colo.; \$\$ - NCAA Second Round, Honolulu, Hawaii. All Home Matches Played At Coors Events/Conference Center.

Team Statistics

Player	MP-MS	GP	K	E	TA	Pct.	Ast.	SA	SE	RE	Dig	BS	BA	TB	BE	BHE
Bowen	19-1	35	28	12	65	.246	2	10	14	0	22	2	10	12	0	0
Bunce	29-6	95	81	20	207	.295	5	5	22	0	158	1	32	33	3	2
Campbell	29-29	103	126	36	301	.299	1519	15	31	0	308	8	48	56	13	33
Engelking	26-1	73	81	44	201	.184	25	6	13	13	66	4	18	22	3	5
Koepke	26-25	90	190	69	471	.257	14	20	52	1	101	14	80	94	7	8
Lodge	28-28	94	416	197	1027	.213	37	30	65	42	277	9	33	42	4	6
Lynch	29-29	98	211	102	557	.196	44	10	61	25	297	2	41	43	5	7
Owens	27-1	90	65	38	201	.134	19	13	37	6	114	4	5	9	3	2
Schutz	28-26	93	255	93	584	.277	12	23	45	2	131	9	57	66	8	3
Wacholder	29-29	103	456	130	1181	.276	48	36	48	21	329	10	41	51	4	6
TOTALS	29	103	1909	741	4795	.244	1725	168	388	110	1803	63	365	242	50	72

Team Roster

No.	Name	Pos.	Ht.	Yr.	Hometown (High School / College)
2	Tegan Lynch	RS	6-0	So.	Aptos, Calif. (Aptos)
3	Kelly Campbell	S	6-1	Fr.	Corona Del Mar, Calif. (Corona Del Mar)
4	Sarah Lodge	LS	5-11	So.	Houston, Texas (Cypress Creek)
6	Jennifer Anderson	S/DS	5-9	Sr.	Crescent City, Calif. (Del Norte)
7	Melissa Schutz	MB	6-0	So.	Newport Beach, Calif. (Newport Harbor)
8	Kristin Dorsch	LS	5-10	Fr.	Cypress, Texas (Cypress Fairbanks)
10	Kathleen Bunce	MB	6-0	Sr.	Laguna Beach, Calif. (Capistrano Valley/Loyola)
11	Rachel Wacholder	LS	5-9	Sr.	Laguna Beach, Calif. (Laguna)
12	Alison Koepke	MB	6-3	Jr.	Walnut Creek, Calif. (Monte Vista)
15	Courtney Owens	LS	5-9	So.	Newport Beach, Calif. (Calvary Chapel)
16	Shana Bowen	MB	6-2	Fr.	San Diego, Calif. (Scripps Ranch)

HEAD COACH: Brad Saindon (Arizona State '76, Oklahoma '84)
ASSISTANT COACHES: Pii Aiu (Colorado '89), Meg Fitzgerald (Florida '96)

1996 Milestones

- ✓ **Nov. 29** - Rachel Wacholder records 24 kills in a three game match against Baylor, still a CU record.
- ✓ **Nov. 30** - The Buffs top No. 8 Texas 3-2 in Austin, marking the fifth time in CU has knocked off a Top 10 team.
- ✓ **Dec. 4** - The Buffs make an appearance in their sixth-straight NCAA Tournament, the seventh overall and their eighth straight in the postseason, as they host Oral Roberts in the first round. It marked the third time they've hosted a tournament match and they won 3-1.
- ✓ **AWARDS** - Kelly Campbell becomes the first Buff and was the only Big 12 freshman to be tabbed first-team All-Big 12 and was joined by Rachel Wacholder on that list.
- ✓ **STAT SHOTS** - CU averaged 18.53 kills and 16.57 digs per game, tops in the Big 12 and second in the NCAA. Their 17.52 digs per game mark also led the Big 12.
- ✓ **STAT SHOTS** - Kelly Campbell averaged 14.75 assists per game, still a CU single season record and a mark good enough for third in the NCAA.
- ✓ **STAT SHOTS** - Rachel Wacholder ends up second on the career kills chart with 1,456 in her career. She also played in the last 383 games of her career, a new CU record and among the top 20 in NCAA history.
- ✓ **STAT SHOTS** - Kathleen Bunce recorded 11 blocks against Air Force on Sept. 16, a mark that is still tied for tops in a three-game match.



1997

(22-9 • 16-4 Big 12 (2nd) • 12-2 Home • 9-6 Away • 1-1 Neutral)

Date	Opponent	H/A	W/L	Score	Rank	---Team Statistical Totals---						-----Individual Statistical Leaders-----			
						K	Att%	Ast	SA	Dig	TB	Kills	Digs	Blocks	Assists
8/30	at Utah	A	W	15-11, 15-9	23	60	.331	42	6	45	6	Schutz (16)	Owens (15)	Lynch (5)	Campbell (38)
9/6	+ Villanova	N	W	15-10, 13-15, 15-10, 15-3	22	92	.301	83	6	75	15	Lynch (20)	Lodge (24)	Koepke (10)	Campbell (69)
9/7	at USC (10)	A	L	15-13, 12-15, 15-8, 5-15, 13-15	22	71	.226	67	8	58	8	Lodge (29)	Lodge (15)	Koepke (6)	Campbell (58)
9/11	# Georgia	H	W	15-5, 10-15, 15-2, 15-11	22	75	.331	71	6	46	7	Lodge (18)	Lodge (11)	Koepke (5)	Campbell (56)
9/13	# Notre Dame (21)	H	W	15-7, 15-9, 15-12	22	49	.185	45	4	45	11	Lodge (14)	Lynch (14)	Schutz (7)	Campbell (36)
9/16	at Colorado St. (24)	A	L	8-15, 15-9, 4-15, 8-15	20	76	.195	68	2	57	7	Schutz (17)	Owens (13)	Koepke (3)	Campbell (63)
9/19	^ UCSB (7)	N	L	15-11, 13-15, 8-15, 6-15	20	55	.174	51	7	37	6	Lodge (13)	Lynch (10)	Koepke (5)	Campbell (44)
9/20	at Stanford (4)	A	L	10-15, 4-15, 4-15	20	35	.070	34	2	40	5	TL/CO (10)	Owens (9)	AK/CO (3)	Campbell (30)
9/26	* at Kansas State	A	W	15-12, 8-15, 15-12, 15-12	24	74	.115	53	3	96	12	Owens (18)	Owens (21)	Schutz (7)	Campbell (46)
9/27	* at Kansas	A	W	15-7, 15-7, 15-10	24	52	.298	48	4	47	7	Lodge (17)	Campbell (11)	Koepke (3)	Campbell (44)
10/3	* Missouri	H	W	15-3, 15-13, 15-11	24	64	.328	59	7	34	5	Lodge (17)	Owens (8)	Schutz (3)	Campbell (56)
10/4	* Iowa State	H	W	15-8, 15-4, 15-9	24	47	.217	43	4	45	10	Owens (11)	TL/CO (10)	Koepke (7)	Campbell (32)
10/8	* at Nebraska (5)	A	W	11-15, 15-9, 15-7, 6-15, 15-8	22	84	.197	75	6	74	9	Lodge (27)	Lynch (20)	Koepke (7)	Campbell (68)
10/11	* at Oklahoma	A	W	15-13, 14-16, 8-15, 15-9, 15-9	22	85	.211	79	12	76	8	Lodge (33)	Lynch (15)	AK/CO (3)	Campbell (73)
10/17	* at Texas A&M (12)	A	L	9-15, 13-15, 11-15	19	45	.143	42	2	53	11	Lodge (15)	Campbell (12)	Koepke (10)	Campbell (35)
10/18	* at Texas (11)	A	L	8-15, 6-15, 8-15	19	62	.222	58	0	60	3	Owens (15)	Lynch (16)	Koepke (3)	Campbell (56)
10/24	* Texas Tech	H	L	15-7, 6-15, 10-15, 13-15	20	72	.163	68	0	81	11	Lodge (22)	Lynch (20)	Koepke (5)	Campbell (60)
10/28	* Nebraska (4)	H	W	15-4, 15-13, 15-12	20	62	.231	57	2	60	9	Lodge (16)	Dorsch (15)	Koepke (5)	Campbell (54)
10/31	* Oklahoma	H	W	16-14, 15-11, 15-12	20	86	.268	82	4	75	6	Lodge (21)	Lodge (20)	KC/AK/SL (2)	Campbell (75)
11/7	* at Iowa State	A	W	15-7, 15-4, 15-9	22	51	.321	47	8	47	8	Koepke (12)	Lynch (14)	Koepke (4)	Campbell (41)
11/8	* at Missouri	A	W	15-11, 15-9, 15-5	22	49	.261	46	4	49	5	AK/TL (11)	SL/CO (10)	AK/SL (3)	Campbell (45)
11/11	* Baylor	H	W	15-12, 15-5, 15-13	22	48	.232	42	5	42	7	Lodge (18)	Lodge (10)	Koepke (4)	Campbell (31)
11/14	* Kansas	H	W	15-10, 15-2, 15-9	22	66	.350	62	6	58	9	Lodge (18)	Lodge (12)	Koepke (5)	Campbell (54)
11/15	* Kansas State	H	W	15-9, 15-3, 15-7	22	68	.391	64	2	50	12	Lodge (22)	Lynch (10)	Koepke (6)	Campbell (56)
11/21	* at Baylor	A	W	15-12, 10-15, 15-6, 15-3	22	61	.261	56	4	71	10	Lodge (16)	Lynch (15)	Schutz (6)	Campbell (49)
11/22	* at Texas Tech	A	W	15-12, 15-3, 15-7	22	48	.246	42	2	58	13	Schutz (11)	Koepke (14)	Koepke (10)	Campbell (38)
11/28	* Texas (9)	H	W	13-15, 15-10, 14-16, 15-6, 15-3	23	107	.264	99	2	76	10	Lodge (40)	Lodge (18)	Schutz (7)	Campbell (88)
11/29	* Texas A&M (16)	H	L	8-15, 12-15, 15-2, 7-15	23	68	.172	65	3	58	8	Lodge (19)	Lynch (14)	AK/TL (4)	Campbell (59)
12/6	\$ Tennessee Tech	H	W	15-4, 15-3, 15-7	20	41	.308	39	5	43	11	Lodge (10)	Lynch (11)	Koepke (4)	Campbell (29)
12/7	\$ Oral Roberts	H	W	13-15, 15-10, 14-16, 15-6, 15-12	20	80	.234	74	3	81	23	Lodge (29)	Campbell (16)	Koepke (13)	Campbell (69)
12/12	\$\$ at Stanford (3)	A	L	7-15, 3-15, 1-15	14	32	.073	32	1	29	2	SL/MS (8)	Owens (6)	Schutz (2)	Campbell (30)

* - Big 12 Conference Match; # - Colorado PowerBar Invitational, Boulder, Colo.; + - Match played at Los Angeles, Calif.; ^ - Match played at Stanford, Calif.; \$ - NCAA First- and Second-Rounds, Boulder, Colo.; \$\$ - NCAA Mountain Regional (Sweet 16), Stanford, Calif.; All Home Matches Played At Coors Events/Conference Center.

HISTORY

Team Statistics

Player	MP-MS	GP	K	E	TA	Pct.	Ast.	SA	SE	RE	Dig	BS	BA	TB	BE	BHE
Bowen	18-3	39	58	20	129	.295	4	9	3	1	60	2	21	23	4	2
Campbell	31-31	111	90	23	249	.269	1582	23	30	2	282	4	66	70	8	23
Engelking	29-2	59	116	66	334	.150	8	5	12	11	98	3	11	14	8	3
Koepke	30-30	108	292	97	681	.286	12	23	51	4	194	23	121	144	14	3
Lodge	31-31	110	528	252	1247	.221	27	19	44	40	322	13	46	59	9	6
Lynch	31-31	110	329	127	754	.268	113	10	22	29	345	1	49	68	6	8
Owens	31-26	103	295	161	840	.160	24	14	34	22	279	6	31	37	3	3
Schutz	31-27	97	259	97	592	.274	18	27	48	6	160	6	72	78	15	2
Small	21-2	49	0	1	2	-.500	5	0	1	0	26	0	0	0	0	0
TOTALS	31	111	1967	844	4828	.233	1793	130	245	115	1766	58	435	275	67	50

Team Roster

No.	Name	Pos.	Ht.	Yr.	Hometown (High School / College)
1	Lisa Small	S/DS	5-7	Fr.	Galt, Calif. (Galt)
2	Tegan Lynch	RS	6-0	Jr.	Aptos, Calif. (Aptos)
3	Kelly Campbell	S	6-0	So.	Corona Del Mar, Calif. (Corona Del Mar)
4	Sarah Lodge	LS	5-11	Jr.	Houston, Texas (Cypress Creek)
6	*Josee Roberge	RS	6-3	Fr.	St.-Georges, Quebec (Polyvalente)
7	Melissa Schutz	MB	6-0	Jr.	Newport Beach, Calif. (Newport Harbor)
8	Kristin Dorsch	LS	5-11	So.	Cypress, Texas (Cypress Fairbanks)
9	*Sylvie Roberge	MB	6-3	Fr.	St.-Georges, Quebec (Jesus-Marie)
12	Alison Koepke	MB	6-3	Sr.	Walnut Creek, Calif. (Monte Vista)
15	Courtney Owens	LS	5-9	Jr.	Costa Mesa, Calif. (Calvary Chapel)
16	Shana Bowen	MB	6-2	So.	San Diego, Calif. (Scripps Ranch)

* - Spent the season as a redshirt.

HEAD COACH: Pi'i Aiu (Colorado '89)

ASSISTANT COACHES: Carrie Appleman (Colorado State '93), Robyn Read (Illinois State '96)

1997 Milestones

- ✓ **April 25**—Brad Saindon, coach of the Buffs for 11 seasons, announces he is leaving to coach the Australian National Team through the 2000 Olympics.
- ✓ **May 20**—Athletic Director Dick Sharp announces the hiring of Pi'i Aiu, who has been associated with the program since its inception in 1986, to become the third head coach in program history. It is approved by the Board of Regents on June 4.
- ✓ **Oct. 8**—CU tops No. 5 Nebraska in Lincoln, becoming the first conference team ever to win at Nebraska and giving the Buffs a win over the highest ranked opponent in program history.
- ✓ **Oct. 29**—The Buffs sweep the Huskers for the first time, also sweeping the season series for the first time.
- ✓ **Dec. 6**—The Buffs earn their seventh straight NCAA Tournament appearance, their eighth overall and their ninth straight post season appearance as they host a match for the fourth time. They advanced past the first two rounds to earn the program's third Sweet 16 appearance.
- ✓ **AWARDS**—Sarah Lodge earned the program's first AVCA National Player of the Week Award on Oct. 14. Head coach Pi'i Aiu is named the Big 12 and District V Coach of the Year in his rookie season. Lodge and Kelly Campbell both earn first-team All-Big 12 nods and Lodge earns a first-team all-district honor, as well.
- ✓ **STAT SHOTS**—CU's 17.72 kills per game and their 16.16 assists per game both lead the Big 12. The kills per game is third in the NCAA and the digs per game is second.
- ✓ **STAT SHOTS**—Kelly Campbell's 14.25 assist per game is second in the Big 12 and fourth in the NCAA.
- ✓ **STAT SHOTS**—Sarah Lodge becomes the seventh player in history to reach 1,000 kills and her season totals of 528 and 4.80 per game are still CU records. Her 40 kills against Texas on Nov. 28 marks the first (and only) time a CU player has reached 40 ikills.
- ✓ **STAT SHOTS**—Alison Koepke becomes the second Buff to reach 400 career blocks.



1998

(22-8 • 14-6 Big 12 (3rd) • 12-4 Home • 8-4 Away • 2-0 Neutral)

Date	Opponent	H/A	W/L	Score	Rank	----Team Statistical Totals----						-----Individual Statistical Leaders-----			
						K	Att%	Ast	SA	Dig	TB	Kills	Digs	Blocks	Assists
9/5	^ Georgia	N	W	15-12, 15-4, 15-1	12	56	.311	50	9	42	6	Lodge (20)	Lodge (15)	Campbell (3)	Campbell (43)
9/6	^ at Notre Dame (16)	A	W	15-6, 15-13, 15-6	12	82	.313	73	4	65	6	Lodge (24)	Lynch (16)	Dorsch (5)	Campbell (56)
9/11	# San Francisco	H	W	15-1, 15-7, 15-6	12	44	.368	39	6	33	7	Schutz (8)	Nielsen (9)	Schutz (4)	Campbell (33)
9/12	# Stanford (9)	H	L	10-15, 15-11, 8-15, 15-6, 5-15	12	92	.163	86	5	86	13	Lodge (25)	Lynch (26)	Dorsch (9)	Campbell (74)
9/16	Colorado State (RV)	H	W	15-11, 15-9, 15-3	12	47	.221	44	3	42	10	Lodge (12)	Lodge (12)	Dorsch (5)	Campbell (36)
9/18	New Mexico State	H	W	15-4, 15-8, 15-10	12	42	.283	41	4	33	4	Lynch (9)	Owens (7)	CO/MS (2)	Campbell (33)
9/19	Maryland	H	W	15-12, 15-4, 15-10	12	47	.219	40	9	33	9	Dorsch (10)	Campbell (10)	Dorsch (5)	Campbell (34)
9/25	* Missouri	H	W	15-6, 11-15, 15-7, 15-4	12	70	.284	66	6	51	13	Lynch (17)	Campbell (18)	TL/MS (5)	Campbell (57)
9/27	* Iowa State	H	W	15-8, 15-4, 15-3	12	50	.326	47	6	36	8	Lynch (15)	Schutz (8)	Dorsch (4)	Campbell (38)
10/2	* at Oklahoma	A	W	15-6, 15-9, 11-15, 15-3	12	63	.213	57	10	58	9	Lodge (18)	Owens (14)	Dorsch (7)	Campbell (51)
10/3	* at Kansas	A	W	15-11, 15-6, 15-5	12	44	.279	38	8	43	4	KD/CO (9)	Lynch (10)	KC/KD/SL (2)	Campbell (35)
10/9	* at Baylor	A	W	15-9, 12-15, 15-6, 15-6	12	68	.287	57	9	54	12	Owens (17)	KC/TL (12)	Lynch (6)	Campbell (46)
10/10	* at Texas Tech	A	W	15-11, 12-15, 15-8, 15-2	12	89	.330	78	4	81	8	Lodge (21)	Lodge (21)	Schutz (5)	Campbell (75)
10/16	* Texas A&M (15)	H	W	15-12, 3-15, 15-2, 15-9	12	83	.241	72	1	82	12	Lodge (17)	Lodge (19)	SB/KC/SL (4)	Campbell (66)
10/17	* Texas (13)	H	L	11-15, 10-15, 15-9, 15-8, 8-15	12	106	.194	103	4	103	10	Owens (25)	Lynch (29)	SB/SL (5)	Campbell (84)
10/23	* Kansas	H	W	15-2, 15-10, 15-4	13	60	.348	57	4	46	7	Owens (18)	Nielsen (13)	Dorsch (5)	Campbell (49)
10/24	* Oklahoma	H	W	15-8, 15-9, 8-15, 15-4	13	79	.272	75	6	79	9	Owens (18)	KD/CO (17)	Dorsch (7)	Campbell (60)
10/30	* at Iowa State	A	W	15-2, 15-7, 15-2	13	53	.422	50	7	43	7	Owens (13)	Owens (9)	KC/KD/CO (3)	Campbell (43)
10/31	* at Missouri	A	W	3-15, 15-6, 15-11, 16-14	13	72	.246	59	3	74	10	Dorsch (24)	Lynch (19)	Bowen (6)	Campbell (55)
11/4	* at Nebraska (3)	A	L	7-15, 5-15, 3-15	13	47	.033	46	1	50	3	KD/CO/MS (10)	CO/MS (13)	KD/CO (2)	Campbell (44)
11/7	* Kansas State (21)	H	L	11-15, 11-15, 16-14, 9-15	13	82	.106	81	6	95	11	Owens (23)	Lynch (22)	Bowen (7)	Campbell (72)
11/11	Denver	H	W	15-8, 15-3, 15-10	15	65	.321	61	2	65	6	Lodge (17)	Lodge (15)	KE/SL/TL (2)	Campbell (49)
11/13	* Texas Tech (23)	H	W	15-11, 5-15, 15-4, 15-6	15	95	.276	86	0	74	10	Owens (20)	Owens (19)	Dorsch (5)	Campbell (72)
11/15	* Baylor	H	W	15-6, 15-8, 15-5	15	49	.320	49	5	37	16	Lodge (13)	Lynch (10)	Dorsch (9)	Campbell (44)
11/20	* at Texas (12)	A	L	15-3, 14-16, 8-15, 3-15	15	87	.253	79	3	74	5	Bowen (20)	TL/CO (16)	Bowen (3)	Campbell (73)
11/21	* at Texas A&M (22)	A	L	11-15, 5-15, 15-5, 15-13, 10-15	15	83	.230	76	1	91	11	Owens (19)	TL/KC (20)	Lodge (5)	Campbell (63)
11/25	* Nebraska (3)	H	L	10-15, 12-15, 12-15	17	64	.176	53	3	72	7	Owens (18)	Campbell (20)	KD/CO (4)	Campbell (35)
11/27	* at Kansas State (22)	A	W	15-13, 9-15, 16-14, 15-8	17	100	.267	90	5	108	16	Owens (29)	Lynch (25)	Bowen (8)	Campbell (70)
12/4	\$ San Jose State	N	W	15-12 15-9, 15-9	17	60	.140	57	4	60	19	KD/TL (15)	Owens (14)	Dorsch (9)	Campbell (43)
12/5	\$ at Illinois (19)	A	L	12-15, 11-15, 14-16	17	55	.159	48	6	55	13	Lodge (14)	Lodge (13)	Dorsch (7)	Campbell (39)

* - Big 12 Conference Match; ^ - Shamrock Invitational, Notre Dame, Ind.; # - Colorado PowerBar Invitational, Boulder, Colo.; \$ - NCAA Tournament First- and Second-Rounds, Champaign, Ill.; All Home Matches Played At Coors Events/Conference Center.

Team Statistics

Player	MP-MS	GP	K	E	TA	Pct.	Ast.	SA	SE	RE	Dig	BS	BA	TB	BE	BHE
Bowen	26-12	67	168	50	343	.344	9	13	25	0	102	6	61	67	4	1
Campbell	30-30	107	180	35	357	.406	1572	31	23	0	321	4	59	63	1	14
Engelking	30-29	105	350	105	690	.355	15	7	29	0	104	17	109	126	12	4
Hayes	1-0	1	2	1	3	.333	0	0	1	0	0	0	1	1	0	0
Lodge	30-28	105	372	186	991	.188	53	13	36	34	321	9	51	60	6	0
Lynch	30-30	107	332	127	813	.252	137	14	5	34	378	5	69	74	3	5
Nielsen	29-3	86	65	37	178	.157	18	10	11	3	138	0	7	7	1	0
Owens	30-30	106	399	221	1175	.151	47	31	58	9	342	9	47	56	5	2
J.Roberge	5-0	6	7	2	17	.294	1	0	0	0	6	0	3	3	0	0
S.Roberge	8-0	8	11	2	18	.500	0	0	1	0	0	0	3	3	0	0
Schutz	29-17	74	148	59	340	.262	15	23	28	2	142	2	51	53	4	4
Small	20-1	30	0	0	1	.000	0	3	1	0	10	0	0	0	0	0
TOTALS	30	107	2034	825	4926	.245	1867	145	218	82	1864	52	461	282	36	30

Team Roster

No.	Name	Pos.	Ht.	Yr.	Hometown (High School / College)
1	Lisa Small	S/DS	5-7	So.	Galt, Calif. (Galt)
2	Tegan Lynch	RS	6-0	Sr.	Aptos, Calif. (Aptos)
3	Kelly Campbell	S	6-1	Jr.	Corona Del Mar, Calif. (Corona Del Mar)
4	Sarah Lodge	LS	5-11	Sr.	Houston, Texas (Cypress Creek)
5	*Cory Hayes	MB	6-2	Fr.	Houston, Texas (Clements)
6	Josee Roberge	RS	6-3	RFr.	St.-Georges, Quebec (Polyvalente)
7	Melissa Schutz	MB	6-0	Sr.	Newport Beach, Calif. (Newport Harbor)
8	Kristin Dorsch	MB	5-11	Jr.	Cypress, Texas (Cypress Fairbanks)
9	Sylvie Roberge	MB	6-3	RFr.	St.-Georges, Quebec (Jesus-Marie)
10	Sonja Nielsen	LS	5-10	Fr.	Poway, Calif. (Poway)
15	Courtney Owens	LS	5-9	Sr.	Newport Beach, Calif. (Calvary Chapel)
16	Shana Bowen	MB	6-2	Jr.	San Diego, Calif. (Scripps Ranch)

* - Spent the season as a redshirt.

HEAD COACH: Pi'i Aiu (Colorado '89)

ASSISTANT COACHES: Carrie Appleman (Colorado State '93), Robyn Read (Illinois State '96)

1998 Milestones

- ✓ **Oct. 16** - Buffs cap off 10 match win streak by topping No. 15 Texas A&M at home, the program's first win over the Aggies.
- ✓ **Oct. 31** - After a hectic match at Missouri that started nearly two hours late, the Buffs win 3-1 and improve to 17-2, the best record at that point in the season in program history.
- ✓ **Dec. 4** - Although disappointed not to host the first two rounds, the Buffs play in their eighth straight NCAA Tournament, ninth overall, and 10th straight post season appearance by defeating San Jose State in the first round at Illinois.
- ✓ **AWARDS** - Kelly Campbell is named a first-team all-Big 12 selection for the third time and Tegan Lynch receives her first such honor. Sarah Lodge and Courtney Owens each receive honorable mention all-Big 12 as no other Big 12 team had more than two players honored on those two teams. Campbell is also an all-district selection and earns third-team All-American honors to become just the second Buff (Tina Murray) to receive such an honor.
- ✓ **STAT SHOTS** - CU's 19.01 kills per game marks the first time in NCAA history a team has averaged 19 kills per game, and their 17.45 assists per game is also a new NCAA record.
- ✓ **STAT SHOTS** - Sarah Lodge becomes the eighth player to reach 1,000 digs and in doing so, becomes the sixth player to reach 1,000 in both kills and digs for a career.
- ✓ **STAT SHOTS** - Tegan Lynch becomes the seventh player in CU history to reach 1,000 digs and the eighth to reach 1,000 kills and in doing so, becomes the seventh player in CU history to reach 1,000 in both kills and digs for a career.
- ✓ **STAT SHOTS** - Kelly Campbell hits .406, still a CU record. She led the Big 12 and was sixth in the NCAA. Her 14.61 assists per game is good for second in the Big 12 and fourth in the NCAA.



1999

(18-12 • 12-8 Big 12 (6th) • 10-4 Home • 7-6 Away • 1-2 Neutral)

Date	Opponent	H/A	W/L	Score	Rank	-----Team Statistical Totals-----						-----Individual Statistical Leaders-----			
						K	Att%	Ast	SA	Dig	TB	Kills	Digs	Blocks	Assists
9/1	at Colorado St. (23)	A	L	9-15, 3-15, 15-17	19	51	.196	47	3	41	7	Engelking (11)	KC/EG/SN (3)	KC/KE/EG (3)	Campbell (38)
9/2	# Denver	H	W	15-6, 15-5, 15-6	19	45	.245	40	1	47	8	Nielsen (17)	Nielsen (12)	Barkman (4)	Campbell (30)
9/3	# California	H	W	15-7, 10-15, 10-15, 15-9, 15-6	19	83	.239	77	7	90	15	Engelking (18)	Nielsen (21)	Barkman (9)	Campbell (67)
9/7	Air Force	H	W	14-16, 15-12, 15-0, 15-2	23	67	.333	63	3	58	14	Nielsen (20)	Campbell (12)	Barkman (10)	Campbell (54)
9/10	^ at New Mexico	A	W	15-7, 15-7, 15-1	23	43	.231	40	8	48	5	Bowen (10)	Bowen (15)	Hayes (3)	Campbell (36)
9/11	^ Washington State	N	W	12-15, 15-9, 15-11, 15-10	23	90	.306	78	3	69	10	Barkman (23)	Bowen (17)	MB/SR (5)	Campbell (69)
9/14	Wyoming	H	W	15-8, 15-7, 9-15, 15-9	22	72	.185	68	6	73	8	Engelking (17)	KC/EG (15)	MB/SN (4)	Campbell (55)
9/17	at Hawai'i (3)	A	L	9-15, 0-15, 5-15	22	35	.104	32	0	44	5	Bowen (9)	Nielsen (12)	Barkman (4)	Campbell (29)
9/18	+ Long Beach State (4)	N	L	15-11, 12-15, 8-15, 11-15	22	66	.211	61	8	65	4	Bowen (19)	Nielsen (17)	Barkman (4)	Campbell (50)
9/22	* at Oklahoma	A	W	15-8, 15-3, 15-9	22	48	.378	42	7	34	6	Nielsen (15)	SB/EG/SN (8)	MB/KC/KE (3)	Campbell (38)
9/25	* Baylor (RV)	H	W	11-15, 6-15, 15-10, 15-12, 15-9	22	94	.244	82	12	77	9	Engelking (28)	Nielsen (21)	MB/KE (4)	Campbell (71)
10/1	* Iowa State	H	W	15-13, 15-10, 15-10	21	58	.244	54	6	48	14	Bowen (16)	Gower (18)	Barkman (9)	Campbell (44)
10/2	* Kansas State (23)	H	L	9-15, 10-15, 15-13, 2-15	21	69	.145	66	2	67	15	Bowen (14)	Gower (15)	Barkman (10)	Campbell (55)
10/6	* Texas Tech	H	W	19-17, 15-9, 15-10	20	91	.245	80	5	80	5	Nielsen (21)	Gower (20)	Barkman (4)	Campbell (75)
10/9	* at Nebraska (12)	A	L	4-15, 5-15, 15-7, 7-15	20	52	.093	50	4	66	8	Nielsen (15)	Campbell (19)	Barkman (4)	Campbell (44)
10/13	* at Texas (10)	A	L	14-16, 11-15, 1-15	20	46	.134	39	0	56	7	Nielsen (12)	Nielsen (20)	Engelking (4)	Campbell (32)
10/16	* Missouri	H	W	15-5, 15-8, 15-8	20	54	.322	50	4	44	12	Nielsen (13)	KC/SN (12)	Engelking (6)	Campbell (39)
10/20	* Kansas	H	W	15-4, 15-6, 15-5	20	56	.385	50	7	43	8	Nielsen (17)	Campbell (14)	MB/KC/KE (3)	Campbell (41)
10/23	* at Texas A&M (16)	A	L	14-16, 16-14, 11-15, 7-15	24	56	.106	50	4	91	14	Bowen (14)	Campbell (22)	Engelking (7)	Campbell (42)
10/27	* at Baylor (RV)	A	L	8-15, 15-9, 8-15, 5-15	24	63	.184	55	7	69	3	Nielsen (14)	Campbell (18)	SB/KE (2)	Campbell (49)
10/30	* Oklahoma	H	W	15-6, 15-7, 9-15, 15-13	24	78	.303	69	9	51	6	Nielsen (20)	Nielsen (15)	Barkman (6)	Campbell (63)
11/3	* at Kansas State (17)	A	W	8-15, 5-15, 15-11, 15-12, 16-14	24	73	.157	58	1	78	8	Engelking (19)	Nielsen (18)	EG/SR (4)	Campbell (58)
11/5	* at Iowa State	A	W	15-8, 15-9, 15-13	22	62	.208	55	10	58	5	Engelking (15)	Campbell (14)	Engelking (3)	Campbell (48)
11/10	* Nebraska (12)	H	L	10-15, 15-9, 5-15, 11-15	22	61	.115	56	3	53	13	Nielsen (18)	Nielsen (13)	Barkman (8)	Campbell (47)
11/13	* at Texas Tech	A	W	17-15, 14-16, 15-6, 12-15, 15-13	21	115	.284	108	6	80	14	Taskey (26)	Gower (21)	Barkman (8)	Campbell (93)
11/17	* at Missouri	A	W	15-7, 15-11, 15-13	21	56	.268	53	5	55	4	Engelking (13)	KC/EG (12)	MB/KC/KT (2)	Campbell (47)
11/20	* Texas (12)	H	L	15-9, 15-10, 9-15, 15-17, 13-15	19	99	.190	93	5	113	17	Nielsen (25)	Gower (28)	Barkman (9)	Campbell (78)
11/24	* Texas A&M (16)	H	L	10-15, 11-15, 14-16	19	75	.216	72	2	66	5	Nielsen (18)	KC/SN (16)	SB/KE (4)	Campbell (58)
11/27	* at Kansas	A	W	15-9, 15-11, 17-15	19	70	.311	65	4	53	8	Engelking (22)	Taskey (14)	S.Roberge (4)	Campbell (61)
12/2	\$ Utah	N	L	10-15, 6-15, 15-17	21	55	.183	52	3	57	9	Engelking (18)	Bowen (12)	MB/KE (4)	Campbell (44)

* - Big 12 Conference Match; # - Colorado PowerBar Invitational, Boulder, Colo.; ^ - New Mexico Lobo Invitational, Albuquerque, N.M.; + - Match played at Honolulu, Hawaii; \$ - NCAA First- and Second-Rounds, Honolulu, Hawaii

Team Statistics

Player	MP-MS	GP	K	E	TA	Pct.	Ast.	SA	SE	RE	Dig	BS	BA	TB	BE	BHE
Barkman	30-27	102	257	80	584	.303	13	9	13	3	186	18	116	134	6	6
Bowen	29-28	97	278	182	876	.110	41	24	30	30	269	3	43	46	5	0
Campbell	30-30	110	196	54	438	.324	1555	23	20	0	336	7	68	75	4	7
Engelking	30-29	105	377	114	744	.353	19	16	37	1	188	5	77	82	7	1
Gower	30-30	107	208	93	595	.193	108	32	32	24	313	3	59	62	4	2
Hayes	7-0	10	16	12	43	.093	0	0	3	0	13	0	6	6	0	0
Nielsen	30-29	107	427	243	1169	.157	45	20	26	28	375	0	44	44	2	1
J.Roberge	16-1	27	33	22	99	.111	9	3	6	11	33	1	8	9	1	2
S.Roberge	19-1	37	77	18	156	.378	0	0	4	1	11	3	19	22	2	3
Small	28-3	70	0	0	0	.000	6	5	7	0	68	0	0	0	0	1
Taskey	24-2	52	114	60	342	.158	9	13	13	8	82	1	18	19	0	1
TOTALS	30	110	1983	878	5046	.219	1805	145	191	106	1874	41	458	270	31	24

Team Roster

No.	Name	Pos.	Ht.	Yr.	Hometown (High School / College)
1	Lisa Small	S/DS	5-7	Jr.	Galt, Calif. (Galt)
2	Meghan Barkman	MB	6-2	Fr.	Glen Ellyn, Ill. (Glenbard South)
3	Kelly Campbell	S	6-1	Sr.	Corona Del Mar, Calif. (Corona Del Mar)
5	Cory Hayes	MB	6-2	RFr.	Houston, Texas (Clements)
6	Josee Roberge	RS	6-3	So.	St.-Georges, Quebec (Polyvalente)
7	Kim Taskey	LS	5-11	Fr.	Portage, Mich. (Portage Northern)
8	Kristin Engelking	MB	5-11	Sr.	Cypress, Texas (Cypress Fairbanks)
9	Sylvie Roberge	MB	6-3	So.	St.-Georges, Quebec (Jesus-Marie)
10	Sonja Nielsen	LS	5-10	So.	Poway, Calif. (Poway)
11	Elizabeth Gower	RS/S	6-0	Fr.	Naperville, Ill. (Naperville Central)
16	Shana Bowen	LS	6-2	Sr.	San Diego, Calif. (Scripps Ranch)

HEAD COACH: Pi'i Aiu (Colorado '89)

ASSISTANT COACHES: Carrie Busteed (Colorado State '93), Robyn Read (Illinois State '96)

1999 Milestones

- ✓ **Oct. 23**—After a 3-1 loss at No. 16 Texas A&M, the Buffs hold a 12-7 record with all seven of the losses coming to ranked teams. Ten of the Buffs' 12 losses on the season came to ranked teams.
- ✓ **Dec. 2**—CU advances to its ninth-straight NCAA Tournament, and 10th overall, losing in the first round to Utah. It is the Buff's 11th straight postseason appearance.
- ✓ **AWARDS**—Kelly Campbell and Kristin Engelking are named first-team All-Big 12, while Campbell also earns all-district honors and a second team *Volleyball Magazine* All-American honor, becoming the first Buff to be a two-time All-American. She is also the first player in Big 12 history to earn four first-team all-Big 12 honors. Campbell also earned four academic first-team all-Big 12 nods, is just the second academic all-district performer in school history and the first in school history to be named academic All-American.
- ✓ **STAT SHOTS**—Kelly Campbell is second in the Big 12 and seventh in the NCAA with 14.14 assists per game. Her career mark ends at 14.56, easily the top in NCAA history.
- ✓ **STAT SHOTS**—As a team, the Buffs are tops in the Big 12 with 18.03 kills and 16.41 assists per game, and both also rank second in the NCAA.
- ✓ **STAT SHOTS**—Campbell's 93 assists against Texas Tech on Nov. 13 marks the first time a player has surpassed the 90 assist plateau in a match. Campbell overtakes Nicole Vranesh as the all-time leader in CU history and also records her 5,000th and 6,000th career assist, becoming just the ninth player in NCAA history to reach 6,000 assists.
- ✓ **STAT SHOTS**—Campbell becomes the ninth player in CU history to reach 1,000 career digs.

HISTORY



2000

(17-12 • 12-8 Big 12 (t-5th) • 8-5 Home • 7-6 Away • 2-1 Neutral)

Date	Opponent	H/A	W/L	Score	Rank	-----Team Statistical Totals-----							-----Individual Statistical Leaders-----			
						K	Att%	Ast	SA	Dig	TB	Kills	Digs	Blocks	Assists	
9/1	# Central Florida	H	W	15-12, 15-13, 15-13	—	74	.229	66	4	54	15	Taskey (21)	Gower (12)	Barkman (9)	Gower (55)	
9/3	# Santa Clara	H	L	15-13, 7-15, 15-12, 13-15, 4-15	—	83	.206	78	7	60	17	Taskey (23)	Gower (10)	Barkman (10)	Gower (68)	
9/5	Colorado State (7)	H	L	7-15, 15-8, 5-15, 5-15	—	56	.073	49	3	59	4	Nielsen (15)	Gower (15)	S. Roberge (3)	Gower (41)	
9/8	^ vs. Wisconsin (15)	N	L	11-15, 3-15, 7-15	—	27	.000	21	2	33	6	Barkman (7)	Gower (9)	Gower (4)	Gower (19)	
9/9	^ vs. New Orleans	N	W	15-6, 14-16, 5-16, 15-8, 15-13	—	76	.239	59	5	56	11	S. Roberge (20)	Small (8)	Barkman (7)	Gower (54)	
9/11	at Air Force	A	W	15-8, 15-11, 3-15, 16-14	—	69	.157	55	3	55	14	S. Roberge (15)	Gower (14)	Barkman (8)	Gower (47)	
9/13	* at Kansas	A	L	15-6, 6-15, 12-15, 15-4, 14-16	—	73	.209	64	4	79	20	S.N./S.R. (15)	Nielsen (16)	Barkman (11)	Gower (57)	
9/16	* Oklahoma	H	W	15-8, 15-12, 15-5	—	58	.272	50	6	48	12	Gower (12)	Nielsen (12)	S. Roberge (6)	Gower (35)	
9/19	at Denver	A	W	15-3, 15-9, 13-15, 15-7	—	75	.263	68	4	60	9	Nielsen (16)	Nielsen (18)	M.B./S.F. (5)	Gower (59)	
9/23	* at Texas A&M (23)	A	L	7-15, 13-15, 15-13, 9-15	—	70	.188	62	6	105	8	Nielsen (14)	Nielsen (23)	Barkman (5)	Gower (52)	
9/27	* Nebraska (1)	H	L	5-15, 6-15, 9-15	—	38	.095	34	3	43	4	Nielsen (8)	Nielsen (14)	Nielsen (2)	Gower (26)	
9/30	* at Iowa State	A	W	15-11, 15-7, 15-4	—	54	.276	46	7	47	4	M.G./S.N. (11)	Gower (11)	M.B./S.F. (2)	Gower (39)	
10/4	* Baylor (RV)	H	L	11-15, 15-17, 7-15	—	58	.221	46	4	48	4	Nielsen (13)	Gower (11)	M.B./S.F. (3)	Gower (37)	
10/7	* at Texas Tech (24)	A	W	15-13, 9-15, 6-15, 19-17, 15-6	—	92	.221	80	5	113	12	Nielsen (20)	Nielsen (28)	Barkman (5)	Gower (66)	
10/11	* at Kansas State (RV)	A	L	8-15, 12-15, 9-15	—	50	.182	41	4	52	16	Nielsen (12)	Nielsen (16)	Barkman (8)	Gower (38)	
10/14	* Texas (RV)	H	W	15-12, 15-9, 15-9	—	59	.197	55	2	55	14	Gerlach (15)	E.G./S.V. (14)	Barkman (7)	Gower (50)	
10/18	* at Missouri (24)	A	L	12-15, 9-15, 10-15	—	59	.255	43	1	59	15	Nielsen (16)	Barkman (14)	M.B./J.R. (7)	Gower (42)	
10/21	* Kansas	H	W	15-11, 15-12, 15-11	—	55	.183	52	4	70	15	Nielsen (15)	Barkman (15)	Barkman (7)	Gower (40)	
10/25	* at Oklahoma	A	W	15-11, 15-9, 15-12	—	66	.309	54	3	41	3	Nielsen (18)	Nielsen (15)	Barkman (2)	Gower (47)	
11/1	* Texas A&M (21)	H	W	15-13, 15-11, 15-12	—	78	.252	73	6	81	14	Nielsen (24)	Nielsen (16)	Barkman (10)	Gower (59)	
11/4	* at Nebraska (1)	A	L	12-15, 3-15, 13-15	—	61	.208	56	2	70	6	Nielsen (15)	Nielsen (18)	Gerlach (4)	Gower (47)	
11/8	* Iowa State	H	W	15-8, 15-6, 15-9	—	44	.191	37	9	36	16	Nielsen (16)	S.N./S.V. (8)	Barkman (8)	Gower (32)	
11/11	* at Baylor (RV)	A	W	15-7, 8-15, 15-8, 15-10	—	79	.264	70	7	82	11	Barkman (17)	Nielsen (27)	Barkman (7)	Gower (56)	
11/15	* Texas Tech (RV)	H	W	15-7, 10-15, 15-4, 12-15, 15-12	—	87	.276	81	6	73	16	Barkman (19)	Nielsen (18)	Gerlach (9)	Gower (64)	
11/18	* Kansas State (24)	H	L	13-15, 11-15, 4-15	—	42	.160	35	1	34	9	Nielsen (12)	Gower (9)	Gerlach (5)	Gower (28)	
11/22	* at Texas (RV)	A	W	15-5, 10-15, 15-13, 15-8	—	72	.247	58	5	79	16	Gerlach (17)	Nielsen (21)	Barkman (10)	Gower (48)	
11/25	* Missouri (24)	H	W	15-9, 16-14, 15-13	—	82	.286	79	4	75	8	Nielsen (22)	S.N./S.V. (16)	Gerlach (5)	Gower (66)	
12/1	\$ vs. Georgia Tech	N	W	11-15, 15-5, 16-14, 15-10	—	80	.267	73	9	90	7	Nielsen (26)	Nielsen (21)	Barkman (6)	Gower (63)	
12/2	\$ at Colorado St. (6)	A	L	11-15, 15-10, 15-10, 6-15, 10-15	—	86	.230	80	3	77	11	Villwock (23)	Villwock (18)	Barkman (6)	Gower (64)	

* - Big 12 Conference Match; # - Colorado Coors Invitational, Boulder, Colo.; ^ - Nokia Sugar Bowl Classic, New Orleans, La.; NCAA First and Second Rounds, Fort Collins, Colo.; All home matches played at Coors Events/Conference Center.

HISTORY

Team Statistics

Player	MP-MS	GP	K	E	TA	Pct.	Ast.	SA	SE	RE	Dig	BS	BA	TB	BE	BHE	Pts.	P/M
Barkman	29-27	105	312	108	734	.278	22	9	31	3	223	20	145	165	6	8	413.5	257.5
Fredrickson	24-6	54	53	31	148	.149	19	1	5	2	54	3	27	30	0	1	70.5	31.5
Gerlach	21-18	73	245	79	531	.313	16	19	22	1	114	9	70	79	8	1	308.0	197.0
Gower	29-29	106	203	57	491	.297	1399	24	24	2	288	6	85	91	3	30	275.5	149.5
Nielsen	29-29	106	425	214	1155	.183	60	15	28	42	406	3	47	50	5	4	466.5	173.5
J. Roberge	28-7	83	134	63	374	.190	46	5	6	0	70	6	61	67	0	5	175.5	101.5
S. Roberge	11-7	38	105	37	237	.287	3	0	0	0	10	3	35	38	5	0	125.5	83.5
Small	29-19	106	1	1	16	.000	13	27	19	3	284	0	1	1	1	2	28.5	5.5
Taskey	28-11	89	174	101	505	.145	36	13	13	36	166	2	11	13	0	4	194.5	40.5
Vesanic	13-1	30	0	0	1	.000	4	0	6	0	24	0	0	0	0	0	4.0	-2.0
Villwock	29-20	91	251	142	707	.154	48	16	28	36	197	1	40	41	3	5	298.0	74.0
TOTALS	29	106	1903	833	4897	.219	1666	129	183	128	1836	53	522	314	30	60	2346.0	1212.0

Team Roster

No.	Name	Pos.	Ht.	Yr.	Hometown (High School / College)
1	Lisa Small	DS	5-7	Sr.	Galt, Calif. (Galt)
2	Meghan Barkman	MB	6-2	So.	Glen Ellyn, Ill. (Glenbard South)
4	Sara Villwock	LS	6-1	Fr.	Fort Collins, Colo. (Rocky Mountain)
6	Josee Roberge	RS	6-3	Jr.	St.-Georges, Quebec (Polyvalente)
7	Kim Taskey	LS	5-11	So.	Portage, Mich. (Portage Northern)
8	Sara Fredrickson	RS/MB	6-0	So.	Pagosa Springs, Colo. (Pagosa Springs/UCSB)
9	Sylvie Roberge	MB	6-3	Jr.	St.-Georges, Quebec (Jesus Marie)
10	Sonja Nielsen	LS	5-10	Jr.	Poway, Calif. (Poway)
11	Elizabeth Gower	S	6-0	So.	Naperville, Ill. (Naperville Central)
12	Monica Veasovic	DS	5-5	Fr.	Los Altos, Calif. (St. Francis)
15	Monique Gerlach	MB	5-11	Fr.	Monarch Beach, Calif. (Santa Margarita Catholic)

HEAD COACH: Pi'i Aiu (Colorado '89)

ASSISTANT COACHES: Jill Thomason (Wyoming '95), Robyn Read (Illinois State '96)

2000 Milestones

- ✓ **Nov. 22** — Sophomores Meghan Barkman and Elizabeth Gower both record triple-doubles in a 3-1 win at Texas. Barkman records her fourth of the season, which would be a season record except Gower records her sixth, not only the season record, but also the career mark. Also in this match, Lisa Small, in her 95th match and 243rd game, records her first career kill on a back row attack.
- ✓ **Dec. 2** — Just a match after recording her 400th kill of the season, junior Sonja Nielsen records her 400th dig of the season in a second-round loss to Colorado State. Nielsen becomes just the second player in CU history to record 400 kills and digs, joining Ram assistant coach Karrie Downey. Both players wore jersey No. 10.
- ✓ **SEASON** — Monique Gerlach hits .313 to become the first freshman to lead the Buffs in attack percentage.
- ✓ **SEASON** — Sonja Nielsen leads the Buffs in kills and digs for the second straight season, while Meghan Barkman leads in blocks for the second straight year and Lisa Small leads the Buffs in Service Aces.
- ✓ **SEASON** — Elizabeth Gower picked up where Kelly Campbell left off, being named All-District and All-Big 12. Meghan Barkman and Sonja Nielsen join her on the All-Big 12 team.
- ✓ **SEASON** — After recording a 8-9 record through 17 matches, the third worst in program history, the Buffs rebound to finish the regular season with an 8-2 mark, advance to their 10th straight NCAA Tournament and come within an eyelash of the Sweet 16, pusing No. 6 Colorado State to five games in the second round.



2001

(19-11 • 13-7 Big 12 (4th) • 12-2 Home • 5-9 Away • 2-0 Neutral)

Date	Opponent	H/A	W/L	Score	-----Team Statistical Totals-----								-----Individual Statistical Leaders-----			
					Rank	K	Att%	Ast	SA	Dig	TB	Kills	Digs	Blocks	Assists	
8/31	# Clemson	H	W	29-31, 30-15, 30-17, 30-26	NR	81	.352	74	6	54	7	Gerlach (21)	Russell (16)	mb/sr/mg (3)	Gower (62)	
9/1	# Loyola Marymont (24)	H	W	30-20, 30-22, 30-28	NR	46	.252	44	6	48	10	Russell (12)	EG/MG (9)	Barkman (8)	Gower (36)	
9/2	# Oral Roberts (RV)	H	W	30-20, 30-25, 25-30, 30-28	NR	77	.301	74	6	59	9	Gerlach (17)	Taskey (15)	Gerlach (7)	Gower (58)	
9/6	\$ at BYU (16)	A	L	35-33, 25-30, 30-26, 27-30, 10-15	23	77	.214	73	7	63	10	KT/MG (16)	Taskey (12)	Roberge (6)	Gower (53)	
9/7	\$ vs. Missouri State	N	W	30-23, 21-30, 30-24, 30-26	23	77	.264	69	4	52	7	Russell (17)	mg/sr/mv (10)	mb/mg (3)	Gower (59)	
9/8	at Utah (19)	A	L	30-22, 30-21, 27-30, 22-30, 10-15	23	67	.147	60	3	65	9	Barkman (19)	Russell (14)	Barkman (5)	Gower (49)	
9/19	* Nebraska (1)	H	L	27-30, 16-30, 23-30	NR	38	.007	35	1	53	4	Russell (8)	Russell (20)	mb/jr (3)	Gower (29)	
9/22	* at Baylor (RV)	A	W	30-25, 27-30, 30-26, 31-29	NR	68	.278	65	9	71	12	Villwock (18)	Villwock (14)	Barkman (10)	Gower (53)	
9/26	* Texas Tech (RV)	H	W	30-24, 30-17, 30-22	NR	56	.322	52	4	42	9	Russell (13)	Russell (10)	Gerlach (5)	Gower (40)	
9/29	* at Kansas	A	L	24-30, 27-30, 30-21, 25-30	NR	66	.247	53	4	46	12	Gerlach (18)	Russell (12)	Gerlach (7)	Gower (49)	
10/3	* at Texas A&M (16)	A	W	23-30, 24-30, 30-28, 30-24, 15-10	NR	83	.260	78	3	79	14	Villwock (19)	Russell (24)	Barkman (6)	Gower (67)	
10/5	Denver	H	W	30-21, 30-16, 30-28	NR	52	.294	47	10	39	13	Villwock (17)	Villwock (8)	mb/sf (5)	Gower (24)	
10/6	* Kansas State (25)	H	W	30-20, 27-30, 30-28, 31-29	NR	80	.232	79	4	88	13	Russell (22)	Villwock (22)	Gower (6)	Gower (66)	
10/10	* Texas (RV)	H	W	30-17, 32-30, 33-31	23	60	.279	54	8	64	12	Gerlach (19)	Taskey (13)	Gerlach (7)	Gower (47)	
10/13	* Iowa State	H	W	30-12, 30-11, 30-26	23	50	.312	48	5	66	7	Villwock (16)	Gerlach (13)	mb/sv (3)	Gower (31)	
10/15	at Colorado State (8)	A	L	23-30, 23-30, 18-30	20	45	.171	43	0	44	9	Villwock (13)	Gower (13)	Barkman (4)	Gower (37)	
10/17	* at Missouri (RV)	A	L	26-30, 30-18, 23-30, 22-30	20	61	.235	58	3	50	12	Taskey (16)	Taskey (15)	Barkman (9)	Gower (44)	
10/24	* Texas A&M (14)	H	L	19-30, 23-30, 24-30	24	46	.121	43	3	45	7	Gerlach (11)	Barkman (11)	Barkman (4)	Gower (33)	
10/27	* at Iowa State	A	W	30-20, 30-22, 30-23	24	53	.247	49	2	67	4	Taskey (13)	Barnes (16)	mg/eg (2)	Gower (28)	
10/28	* at Oklahoma	A	W	30-21, 30-22, 30-23	24	51	.291	48	6	40	11	Russell (13)	Taskey (9)	Roberge (5)	Gower (23)	
10/31	* Baylor (RV)	H	W	23-30, 27-30, 30-22, 30-26, 15-13	22	81	.279	76	4	81	13	Gerlach (25)	Russell (25)	Barkman (6)	Gower (63)	
11/3	* at Texas Tech (RV)	A	W	30-26, 24-30, 30-25, 30-28	22	68	.219	66	0	57	19	Gerlach (22)	Barnes (11)	Barkman (12)	Gower (60)	
11/7	* Missouri (RV)	H	W	30-27, 30-24, 30-26	21	56	.238	51	0	70	12	Russell (16)	Russell (16)	Barkman (7)	Gower (43)	
11/10	* at Kansas State (25)	A	L	30-27, 25-30, 26-30, 18-30	21	64	.159	46	4	82	14	mg/sr (15)	Russell (25)	Barkman (7)	Gower (40)	
11/14	* at Texas (RV)	A	L	30-32, 24-30, 25-30	25	45	.168	43	3	58	6	Barkman (15)	Russell (21)	Gerlach (4)	Gower (23)	
11/17	* Oklahoma	H	W	30-22, 30-25, 30-26	25	54	.213	53	5	61	12	Villwock (10)	Barkman (13)	Barkman (7)	Gower (24)	
11/21	* at Nebraska (2)	A	L	23-30, 17-30, 24-30	NR	44	.121	41	1	44	4	Villwock (13)	mb/ab/sv (8)	sf/mb/jr/sv (2)	Gower (36)	
11/24	* Kansas	H	W	30-25, 30-27, 30-23	NR	58	.299	56	2	68	13	Russell (16)	Villwock (18)	Barkman (10)	Gower (36)	
11/30	& American	N	W	30-25, 30-22, 30-22	NR	55	.406	50	1	39	9	Barkman (18)	Villwock (15)	Roberge (5)	Gower (42)	
12/1	& at Colorado State (9)	A	L	30-28, 17-30, 21-30, 33-31, 14-16	NR	73	.220	69	2	56	8	Gerlach (23)	Villwock (18)	Barkman (4)	Gower (57)	

* - Big 12 Conference Match; # - Colorado PowerBar Invitational, Boulder, Colo.; \$ - BYU/Mizuno Invitational, Provo, Utah; & - NCAA First- and Second-Rounds, Fort Collins, Colo.

Team Statistics

Player	MP-MS	GP	K	E	TA	Pct.	Ast.	SA	SE	RE	Dig	BS	BA	TB	BE	BHE	Pts.
Villwock	30-21	93	252	149	710	0.145	54	14	35	39	236	10	36	46	3	3	294.0
Barkman	30-29	107	346	85	725	0.360	22	5	13	1	172	19	132	151	4	6	436.0
Pilkington	6-0	7	0	1	1	1.000	0	0	1	0	5	0	0	0	0	0	0.0
Barnes	28-16	83	26	13	85	0.153	119	8	15	3	170	0	10	10	0	3	39.0
Roberge	30-4	100	111	58	313	0.169	37	0	0	2	38	9	78	87	4	3	159.0
Taskey	27-12	82	134	74	403	0.149	39	15	16	43	165	0	16	16	1	1	157.0
Fredrickson	23-0	36	37	20	90	0.189	2	5	3	0	18	2	25	27	0	0	56.5
Russell	27-27	98	320	192	878	0.146	82	14	26	47	352	4	42	46	6	3	359.0
Gower	30-30	109	214	56	523	0.302	1312	23	22	0	243	3	64	67	5	25	272.0
Vesanovic	21-10	57	0	0	0	.000	16	6	7	4	83	0	0	0	0	0	6.0
Donahue	25-0	56	0	0	4	.000	4	6	6	0	56	0	0	0	0	0	5.0
Dudoit	10-0	13	3	3	17	.000	4	0	1	2	1	0	5	5	1	0	5.5
Gerlach	30-30	107	387	111	803	0.344	20	20	27	5	212	15	76	91	10	3	460.0
TOTALS		109	1830	762	4552	0.235	1711	116	172	153	1751	62	484	304	34	47	2055.5

Team Roster

No.	Name	Pos.	Ht.	Cl.-Exp.	Hometown (High School / College)
1	Sara Villwock	LS	6-1	So.- 1L	Fort Collins, Colo. (Rocky Mountain)
2	Meghan Barkman	MB	6-2	Jr. - 2L	Glen Ellyn, Ill. (Glenbard South)
3	Haley Pilkington	S/DS	5-5	Fr. - HS	Fort Collins, Colo. (Fort Collins)
5	Allison Barnes	S/R	6-0	Fr. - HS	Arlington, Texas (James Martin)
6	Josee Roberge	RS	6-3	Sr. - 3L	St.-Georges, Quebec (Polyvalente)
7	Kim Taskey	LS	5-11	Jr. - 2L	Portage, Mich. (Portage Northern)
8	Sara Fredrickson	MB	6-0	Jr. - 1L	Pagosa Springs, Colo. (P. Springs/UCSB)
10	Sonja Russell	LS	5-10	Sr. - 3L	Poway, Calif. (Poway)
11	Elizabeth Gower	S	6-0	Jr. - 2L	Naperville, Ill. (Naperville Central)
12	Monica Vesanovic	DS	5-5	So. - 1L	Los Altos, Calif. (St. Francis)
13	Brooke Donahue	DS	5-8	Fr. - HS	Manhattan Beach, Calif. (Mira Costa)
14	Pi'ikea Dudoit	LS	5-11	Fr. - HS	Honolulu, Hawaii (Kamehameha)
15	Monique Gerlach	MB	5-11	So. - 1L	Monarch Beach, Calif. (S. Margarita Cath.)

HEAD COACH: Pi'i Aiu (Colorado '89)

ASSISTANT COACHES: Jill Thomason (Wyoming '95), Ricci Luyties (UCLA '85)

2001 Milestones

- ✓ **Nov. 11**—Junior Elizabeth Gower once again recorded a triple double in impressive fashion, with her 40 assists, 14 kills, and 13 digs performance at Kansas State, Gower continues to add to her already outstanding CU record of eight career triple doubles, and her second of the 2001 campaign.
- ✓ **Nov. 24**—With 10 blocks in the regular-season finale, junior Meghan Barkman surpassed Allison Koepeke (441, 1994-97) in career blocks. Meghan would add eight more in the NCAA Tournament and enter her senior season with a total of 450 career blocks.
- ✓ **Season**—The Buffs finished off their 15th anniversary season with its 13th consecutive postseason appearance. The Buffs are one of just 10 teams to make each of the last 11 tournaments in the NCAA and only Nebraska has a longer streak from the Big 12.
- ✓ **Season**—Although CU finished the season with a heart-breaking loss to intrastate rival Colorado State, the Buffs managed to earn recognition from coaches around the nation and emerge in the final polls at the No. 23 spot. It marks the fourth time in five years the Buffs have finished in the final rankings under the coaching of Pi'i Aiu.
- ✓ **Season**—Sophomore Monique Gerlach set a new CU record for most kills by a middle blocker in a season (387), breaking an eight-year-old mark set by Janine Zumerchik (383).
- ✓ **Season**—The combination of Meghan and Monique has proven to be the best middle blocker duo in school history. The two combined have the best average for kills per game, blocks per game, attack percentage, and assists per game by any two middle blockers in CU history.
- ✓ **Awards**—Three Buffaloes were named to the All-Big 12 teams. Juniors Elizabeth Gower and Meghan Barkman were selected to the All-Big 12 first team, for Gower it was her second straight selection to the first team, and Barkman's first time following her honorable mention selection in 2000. Sophomore Monique Gerlach was also selected to the All-Big 12 honorable mention squad.

HISTORY



2002

(15-15 • 9-11 Big 12 (7th) • 8-6 Home • 5-7 Away • 2-7 Neutral)

Date	Opponent (Rank)	Rank	Rec.	W/L	Score	Score-by-Game	Team Statistical Totals					Individual Statistical Leaders				
							K	Att%	Ast	SA	Dig	TB	Kills	Digs	Blocks	Assists
8/30	#UCLA (11)	21	0-1	L	1-3	15-30, 28-30, 30-26, 27-30	45	.114	42	6	57	4	Gerlach(9)	Taskey(14)	Gerlach(2)	Gower(35)
8/31	#Ohio State (9)	21	0-2	L	2-3	30-32, 21-30, 30-26, 30-21, 11-15	56	.214	52	6	67	13	Taskey(15)	Taskey(17)	Barkman(7)	Gower(41)
9/1	#Hawaii(4)	21	0-3	L	0-3	18-30, 21-30, 22-30	41	.141	41	1	51	3	Gerlach(12)	Gerlach(12)	Griffin(2)	Gower(32)
9/6	\$Saint Louis	RV	1-3	W	3-0	30-18, 30-26, 30-23	52	.352	52	8	44	2	Barkman(15)	Barkman(15)	Barkman(2)	Gower(40)
9/7	\$Notre Dame	RV	2-3	W	3-0	30-25, 30-24, 30-26	41	.180	39	3	33	4	Gerlach(13)	Gerlach(13)	Gerlach(4)	Gower(32)
9/7	\$Loyola Marymount	RV	2-4	L	0-3	22-30, 27-30, 18-30	46	.154	36	4	39	2	Gower(12)	Gower(12)	Carr(2)	Gower(21)
9/10	CSU (17)	RV	3-4	W	3-1	17-30, 30-23, 30-27, 30-26	48	.116	41	5	53	15	Barkman(12)	Barkman(12)	Gerlach(7)	Gower(37)
9/13	#BOWLING GREEN	RV	4-4	W	3-0	30-16, 31-29, 30-24	52	.324	45	5	21	5	Gerlach(11)	Gerlach(11)	Barkman(3)	Gower(24)
9/13	#TEXAS-ARLINGTON	RV	5-4	W	3-1	30-20, 30-28, 28-30, 30-16	76	.267	68	6	85	11	Carr(20)	Carr(24)	Barkman(6)	Gower(56)
9/14	MAINE	RV	6-4	W	3-0	30-15, 30-15, 30-17	50	.478	45	8	29	7	Griffin(8)	Fredrickson(4)	Griffin(5)	Barnes(27)
9/18	*Baylor	RV	7-4	W	3-1	27-30, 30-28, 30-18, 30-27	69	.350	66	8	46	10	Gerlach(27)	Taskey(10)	Barkman(4)	Gower(59)
9/21	*TEXAS A&M (17)	RV	8-4	W	3-2	23-30, 30-22, 30-28, 28-30, 15-11	75	.214	70	10	58	12	Gerlach(19)	Taskey(15)	Gerlach(6)	Gower(56)
9/25	*KANSAS	23	8-5	L	2-3	30-19, 21-30, 31-29, 28-30, 13-15	64	.156	64	4	55	17	Gerlach(18)	Gower(12)	Barkman(8)	Gower(47)
9/28	*MISSOURI	23	8-6	L	2-3	30-25, 30-23, 27-30, 17-30, 11-15	69	.134	6	6	60	13	Taskey(19)	Taskey(11)	Barkman(8)	Gower(43)
10/2	*at Nebraska (5)	RV	8-7	L	0-3	23-30, 24-30, 16-30	44	.092	42	3	38	4	Gerlach(12)	Gower(9)	Gerlach(3)	Gower(36)
10/5	*OKLAHOMA	RV	9-7	W	3-1	30-16, 30-25, 28-30, 30-17	81	.292	72	5	65	12	Taskey(18)	Gower(12)	Barkman(7)	Barnes(48)
10/12	*Kansas State	NR	9-8	L	1-3	23-30, 24-30, 30-17, 23-30	69	.206	64	3	84	1	Gerlach(17)	Taskey(22)	Barkman(3)	Barnes(41)
10/16	*TEXAS (25)	NR	9-9	L	0-3	28-30, 28-30, 24-30	46	.077	44	3	44	10	Barkman(14)	Taskey(11)	Barkman(7)	Gower(28)
10/19	*Texas Tech	NR	10-9	W	3-1	31-33, 36-34, 31-29, 30-2	79	.275	67	1	68	15	Gerlach(23)	Taskey(23)	Santillana(7)	Gower(55)
10/23	*Iowa State	NR	11-9	W	3-1	28-30, 30-21, 31-29, 30-20	68	.189	62	7	71	7	Gerlach(17)	Taskey(14)	Gerlach(3)	Gower(43)
10/26	*KANSAS STATE	NR	11-10	L	0-3	22-30, 19-30, 31-33	48	.136	47	4	52	1	Barkman(9)	Taskey(15)	Gerlach(3)	Gower(29)
10/30	*NEBRASKA (4)	NR	11-11	L	0-3	23-30, 20-30, 26-30	44	.056	41	1	52	5	Barkman(12)	Barkman(14)	Barkman(3)	Gower(33)
11/2	*TEXAS A&M	NR	11-12	L	2-3	24-30, 30-28, 25-30, 30-19, 5-15	68	.228	64	8	75	11	Gerlach(21)	Carr(18)	Barkman(7)	Gower(49)
11/6	*Texas	NR	12-12	W	3-1	30-20, 20-30, 37-35, 30-20	78	.321	67	3	57	9	Gerlach(22)	Taskey(17)	Barkman(5)	Gower(51)
11/9	*IOWA STATE	NR	13-12	W	3-0	30-21, 30-20, 30-19	47	.244	46	7	57	6	Gerlach(12)	Barkman(13)	Barkman(3)	Gower(37)
11/13	*Missouri (24)	NR	13-13	L	1-3	30-25, 18-30, 23-30, 16-30	57	.266	50	2	43	9	Barkman(15)	Gower(12)	Gerlach(6)	Gower(37)
11/20	*TEXAS TECH	NR	13-14	L	0-3	26-30, 24-30, 29-31	39	.111	37	7	48	11	Gerlach(9)	Barkman(15)	Barkman(3)	Gower(29)
11/23	*Oklahoma	NR	14-14	W	3-0	30-27, 31-29, 30-25	54	.252	47	5	52	6	Gerlach(11)	Taskey(11)	Santillana(2)	Gower(35)
11/27	*BAYLOR	NR	15-14	W	3-0	30-22, 30-25, 30-26	46	.217	43	7	45	10	Barkman(13)	Barnes(9)	Gerlach(4)	Gower(37)
11/30	*Kansas	NR	15-15	L	1-3	30-22, 17-30, 22-30, 33-35	62	.259	56	4	55	12	Barkman(13)	Carr(10)	Barkman(6)	Gower(48)

*Big 12 Conference Match; #Hawaii, Ames, Prairie View Invitational, Boulder, Colo.; \$BYU Invitational, Provo, Utah; & NCAA First and Second Rounds; Fed. College, Colo.

Team Statistics

Player	MP-MS	GP	K	E	TA	Pct.	Ast.	SA	SE	RE	Dig	BS	BA	TB	BE	BHE
Hays	22-11	54	68	38	192	.156	13	6	18	1	13	2	19	21	2	4
Barkman	30-29	107	305	116	751	.252	24	21	26	1	184	12	103	115	7	2
Santillana	28-14	83	177	86	444	.205	19	1	3	4	53	12	53	65	8	7
Masumiya	30-9	51	2	0	21	.000	1	1	6	4	19	0	0	0	0	0
Barnes	20-7	111	20	6	38	.368	230	30	18	11	184	0	8	8	1	5
Taskey	30-29	108	236	127	685	.159	62	22	24	59	320	4	34	38	4	1
Fredrickson	23-9	61	105	68	326	.113	20	11	8	20	94	8	19	27	3	0
Griffin	16-1	29	34	16	79	.228	5	1	3	0	4	1	11	12	0	0
Carr	30-22	97	177	131	522	0.88	45	4	7	20	259	5	19	24	2	1
Gower	30-30	109	176	61	490	.235	1115	118	15	13	240	7	49	56	5	13
Vesanic	29-4	97	2	0	2	1.000	12	8	14	16	83	1	1	2	0	1
Gerlach	30-30	111	419	128	879	.331	29	29	34	3	167	11	81	92	15	2
TOTALS	30	111	1721	777	4410	.214	1575	152	176	157	1620	63	397	267.5	47	36

Team Roster

No.	Name	Pos.	Ht.	Cl.-Exp.	Hometown (High School / College)
1	Drew Hays	LS	6-0	Fr. - HS	Amarillo, Texas (Amarillo)
2	Meghan Barkman	MB	6-2	Sr. - 3L	Glen Ellyn, Ill. (Glenbard South)
4	Maragda Santillana	RS	6-4	Fr. - HS	Barcelona, Spain (J. Blume)
5	Allison Barnes	S	6-0	So. - 1L	Arlington, Texas (James Martin)
6	Kelly Masumiya	DS	5-3	Fr. - HS	Highlands Ranch, Colo. (Smoky Hill)
7	Kim Taskey	LS	5-11	Sr. - 3L	Portage, Mich. (Portage Northern)
8	Sara Fredrickson	MB	6-0	Sr. - 2L	Pagosa Springs, Cob. (Pagosa Springs)
9	Allie Griffin	MB	6-0	Fr. - HS	San Diego, Calif. (Santa Fe Christian)
10	Nicole Carr	LS	6-0	Fr. - HS	Wauwatosa, Wis. (Wauwatosa East)
11	Elizabeth Gower	S	6-0	Sr. - 3L	Naperville, Ill. (Naperville Central)
12	Monica Vesanic	DS	5-5	Jr. - 2L	Los Altos, Calif. (St. Francis)
15	Monique Gerlach	MB	5-11	Jr. - 2L	Monarch Beach, Calif. (Santa)

HEAD COACH: Pi'i Aiu (Colorado '89)

ASSISTANT COACHES: Jill Thomason (Wyoming '95), Ricci Luyties (UCLA '85)

2002 Milestones

- ✓ **Sept. 7**—With a three-game victory over Loyola Marymount, head coach Pi'i Aiu became the second volleyball coach in Colorado history to record 100 career wins.
- ✓ **Sept. 14**—With a three-game win over the Maine BlackBears the CU spikers captures their second straight PowerBar Invitational and their ninth title overall. Colorado cruised past Bowling Green, Texas-Arlington, and Maine respectively, losing only one game in the entire tournament.
- ✓ **Nov. 11**—Junior middle blocker Monique Gerlach became the fourth Buffalo in CU volleyball history to reach the 1,000-career kill mark by the end of her junior season. Gerlach ties with Sarah Lodge as the fastest to reach the milestone, as both did so in their 77th match in a CU uniform.
- ✓ **Season**—Colorado finished the 2002 season with a 15-15 record continuing the trend of over .500 seasons, this season marks the 15th consecutive that CU has had a .500 winning percentage or better.
- ✓ **Awards**—Monique Gerlach earned the top honors of the team as she was selected to the first-team All-Region squad, just the third Buff to gain that honor, and was also selected as first-team All-Big 12.
- ✓ **Career**—Senior Meghan Barkman left Colorado the all-time blocks leader. After capturing the record at the end of her junior season, Barkman continued turning away opposition attacks in her senior campaign finishing her career with a total of 564 blocks; 123 more than any player in school history and 304 more than any active player.

HISTORY



2003

(21-10 • 13-7 Big 12 (t-3rd) • 10-2 Home • 7-6 Away • 4-2 Neutral)

Date	Opponent (Rank)	Rank	W/L	Rec	Score	Score-by-Game	Team Statistical Totals										Individual Statistical Leaders			
							K	Att%	Ast	SA	Dig	TB	Kills	Digs	Blocks	Assists				
8/29	Ivs. SE Missouri State	—	W	1-0	1-0	3-0	31-29, 30-16, 30-21	55	.283	46	4	60	9	N.C./M.G. (14)	Santillana (15)	Zimmerman (5)	Ash. Nu'u (28)			
8/29	Ivs. Penn State (11)	—	L	1-1	1-3	3-0	30-26, 22-30, 27-30, 25-30	61	.162	58	9	63	6	Carr (17)	Carr (15)	Ash. Nu'u (3)	Ash. Nu'u (39)			
8/30	Ivs. Rhode Island	—	W	2-1	3-0	3-0	30-15, 30-24, 32-30	60	.400	57	10	52	4	Santillana (16)	Carr (14)	Zimmerman (3)	Barnes (48)			
8/31	Ivs. Maine	—	W	3-1	3-0	3-0	30-22, 30-24, 30-28	58	.255	53	2	66	7.5	Gerlach (19)	Carr (18)	Bossow (4)	Barnes (43)			
9/5	#vs. Central Florida	—	W	4-1	3-0	3-0	30-22, 30-26, 30-23	45	.214	40	4	48	9	Carr (12)	Zimmerman (11)	Gerlach (5)	Barnes (31)			
9/6	#vs. Illinois State	—	W	5-1	3-2	3-2	29-31, 30-16, 27-30, 30-19, 15-7	80	.304	73	10	62	12.5	N.C./M.S. (19)	Carr (16)	Griffin (7)	Barnes (58)			
9/6	#at Denver	—	W	6-1	3-0	3-0	30-23, 30-25, 30-25	55	.298	46	4	53	14.5	N.C./M.G. (13)	M.S./M.G. (13)	Gerlach (9)	Barnes (42)			
9/9	at Colorado State (RV)	—	L	6-2	1-3	3-0	30-25, 20-30, 22-30, 20-30	53	.100	43	4	43	14	Gerlach (15)	Griffin (11)	Griffin (7)	Barnes (28)			
9/12	^OREGON	—	W	7-2	3-0	3-0	30-22, 30-23, 30-23	48	.323	48	7	37	5	Gerlach (12)	Carr (13)	Griffin (4)	Barnes (38)			
9/14	^VILLANOVA	—	W	8-2	3-0	3-0	30-20, 30-20, 30-25	57	.274	56	7	58	7	Griffin (14)	Carr (15)	A.G./N.C. (3)	Barnes (48)			
9/17	*TEXAS TECH	—	W	9-2/1-0	3-1	3-1	30-22, 28-30, 30-20, 30-22	76	.250	67	5	55	11	Zimmerman (19)	Gerlach (11)	Zimmerman (5)	Barnes (60)			
9/20	*at Kansas	—	L	9-3/1-1	0-3	2-3	24-30, 28-30, 25-30	48	.221	42	3	36	3	Griffin (16)	Carr (9)	Gerlach (2)	Barnes (25)			
9/24	*at Texas A&M (25)	—	L	9-4/1-2	2-1	3-1	30-24, 28-30, 28-30, 30-26, 13-15	88	.290	76	3	94	6	Griffin (27)	Carr (20)	Gerlach (4)	Barnes (63)			
9/27	*IOWA STATE	—	W	10-4/2-2	3-3	3-3	30-22, 30-21, 32-34, 30-19	67	.160	60	4	69	10	Griffin (21)	Gerlach (15)	Zimmerman (7)	Barnes (31)			
10/1	*at Nebraska (7)	—	L	10-5/2-3	0-3	2-3	22-30, 24-30, 16-30	37	.107	33	0	52	2	Griffin (8)	Griffin (12)	Gerlach (2)	Ash. Nu'u (17)			
10/4	*TEXAS	—	W	11-5/3-3	3-0	3-0	32-30, 30-28, 30-26	63	.261	56	11	41	4	Carr (16)	Barnes (11)	A.Z./A.G. (3)	Barnes (51)			
10/11	*at Baylor	—	W	12-5/4-3	3-0	3-0	30-21, 30-25, 30-25	55	.300	52	9	60	9.5	Santillana (15)	Gerlach (13)	Gerlach (7)	Barnes (38)			
10/15	*OKLAHOMA	—	W	13-5/5-3	3-0	3-0	30-22, 30-24, 30-19	60	.336	56	6	38	2	Santillana (16)	Carr (10)	MS/MG/AshN (1)	Barnes (35)			
10/18	*at Kansas State (8)	—	L	13-6/5-4	0-3	2-3	25-30, 21-30, 17-30	34	.140	31	3	26	6	Santillana (10)	Barnes (6)	Gerlach (4)	Barnes (30)			
10/22	*at Missouri (24)	—	L	13-7/5-5	0-3	2-3	29-31, 27-30, 25-30	50	.184	47	8	50	5	Griffin (14)	Carr (12)	M.S./A.G. (2)	Barnes (24)			
10/24	*KANSAS	—	W	14-7/6-5	3-2	3-2	31-29, 26-30, 30-26, 20-30, 15-13	66	.130	61	6	69	9	Santillana (24)	Carr (19)	Griffin (5)	Barnes (48)			
10/29	*at Iowa State	—	W	15-7/7-5	3-2	3-2	29-31, 30-18, 18-30, 30-27, 15-10	68	.238	66	3	74	13	Santillana (20)	Carr (13)	Zimmerman (7)	Barnes (42)			
11/1	*KANSAS STATE (11)	—	L	15-8/7-6	1-3	2-3	24-30, 30-20, 26-30, 22-30	56	.133	56	7	61	15	M.S./A.G. (16)	A.B./A.Z. (11)	AZ/AG/MG (5)	Barnes (33)			
11/5	*BAYLOR	—	W	16-8/8-6	3-0	3-0	30-22, 30-23, 30-15	52	.288	49	8	47	9	Carr (14)	Carr (11)	AG/NC/MG (3)	Ash. Nu'u (21)			
11/8	*at Texas Tech	—	W	17-8/9-6	3-0	3-0	30-17, 30-23, 30-25	53	.310	51	3	57	14.5	Carr (12)	Carr (21)	Ash. Nu'u (7)	Barnes (28)			
11/12	*TEXAS A&M (18)	—	W	18-8/10-6	3-2	3-2	30-25, 23-30, 31-29, 17-30, 15-12	69	.196	67	3	72	16	Santillana (20)	Carr (20)	M.S./AshN (5)	Ash. Nu'u (39)			
11/19	*at Texas	RV	W	19-8/11-6	3-0	3-0	32-30, 30-24, 32-30	60	.366	49	5	36	9	Santillana (16)	A.Z./A.G. (6)	Ash. Nu'u (6)	Barnes (22)			
11/22	*MISSOURI	RV	W	20-8/12-6	3-2	3-2	30-22, 21-30, 30-21, 17-30, 16-14	78	.223	76	4	77	11	Carr (19)	Carr (24)	Griffin (5)	Barnes (39)			
11/26	*NEBRASKA (10)	RV	L	20-9/12-7	1-3	2-3	31-33, 30-15, 18-30, 26-30	58	.096	54	4	60	6	Carr (15)	Gerlach (12)	Ash. Nu'u (3)	Barnes (28)			
11/28	*Oklahoma	RV	W	21-9/13-7	3-0	3-0	30-28, 30-28, 30-22	53	.364	50	5	50	11	Gerlach (13)	Carr (11)	Ash. Nu'u (5)	Barnes (24)			
12/5	@vs. Michigan	RV	L	21-10	0-3	2-3	22-30, 22-30, 11-30	31	.020	25	2	35	5	Santillana (10)	Santillana (9)	M.S./AshN (2)	Ash. Nu'u (9)			

*Big 12 Conference Match; I-Maine Sea-Sun Invitational, Orono, Maine; #-Denver University Invitational, Denver, Colo.; ^-Colorado Invitational, Boulder, Colo.; @-NCAA First Round, Berkeley, Calif.

Team Statistics

Player	MP-MS	GP	K	E	TA	Pct	Ast.	SA	SE	RE	Dig	BS	BA	TB	BE	BHE	Pts
Gerlach	31-31	111	376	120	799	.320	30	31	45	24	254	16	77	93	14	4	461.5
Ash. Nu'u	22-2	60	56	14	135	.311	369	1	2	0	56	18	30	48	4	7	90.0
Barnes	31-29	101	73	22	164	.311	1042	33	12	2	203	1	22	23	6	9	118.0
Zimmerman	31-31	110	195	70	468	.267	48	20	47	28	217	8	75	83	9	2	260.5
Griffin	31-31	111	343	170	834	.207	61	5	13	2	172	14	72	86	9	1	398.0
Santillana	30-25	95	324	167	778	.202	14	19	16	18	165	24	29	53	7	1	381.5
Carr	31-30	111	331	174	889	.177	46	25	15	25	388	9	29	38	3	2	379.5
Amb. Nu'u	26-7	88	81	47	235	.145	27	6	11	39	175	0	3	3	0	0	88.5
Bossow	14-0	23	15	13	52	.038	0	0	3	0	4	1	12	13	1	0	22.0
Masumiya	21-0	37	0	0	1	.000	5	5	5	2	26	0	0	0	0	0	5.0
Morgado	1-0	1	0	0	0	.000	0	0	0	0	1	0	0	0	0	0	0.0
Vesanovic	30-0	94	0	1	3	-.333	2	19	22	0	50	0	0	0	0	0	19.0
TEAM											12						
TOTALS	31	111	1794	798	4358	.229	1644	164	191	162	1711	91	349	265.5	54	26	2223.5
Opponent	31	111	1568	750	4301	.190	1395	162	210	164	1452	83	536	351.0	48	18	2082.0

Team Roster

No.	Name	Pos.	Ht.	Cl.	Exp.	Hometown (High School / College)
1	Lynsey Mann	MB	6-3	So.	TR	Highlands Ranch, Colo. (Fountain-Ft. Carson/Western State)
2	Ashley Barnes	S	5-10	Fr.	HS	Aurora, Colo. (Smoky Hill)
3	Amber Nu'u	OH	5-11	Fr.	HS	Aurora, Colo. (Smoky Hill)
4	Maragda Santillana	OH	6-4	So.	1L	Barcelona, Spain (Ses Joaquin Blume)
5	Allison Barnes	S	6-0	Jr.	2L	Arlington, Texas (James Martin)
6	Kelly Masumiya	DS/L	5-3	So.	1L	Highlands Ranch, Colo. (Smoky Hill)
7	Austin Zimmerman	OH/MB	6-0	Fr.	HS	Cheney, Wash. (Lewis and Clark)
9	Allie Griffin	MB	6-0	So.	1L	Baton Rouge, La. (Santa Fe Christian, San Diego, Calif.)
10	Nicole Carr	OH	6-0	So.	1L	Wauwatosa, Wis. (Wauwatosa East)
11	Lara Bossow	OH	6-0	Fr.	HS	Vail, Colo. (Vail Mountain School)
12	Monica Vesanovic	DS/L	5-5	Sr.	3L	Los Altos, Calif. (St. Francis)
13	Krislen Morgado	DS/L	5-6	So.	HS	Pearl City, Hawaii (Punahou)
15	Monique Gerlach	MB	5-11	Sr.	3L	Monarch Beach, Calif. (Santa Margarita Catholic)

HEAD COACH: Pi'i Aiu (Colorado '89)

ASSISTANT COACHES: Jill Thomason (Wyoming '95), Ricci Luyties (UCLA '85)

2003 Milestones

- ✓ **Oct. 24**—In an epic five-game win over Kansas, senior middle blocker Monique Gerlach became the fifth CU player to reach 1,300 career kills and junior setter Allison Barnes became the sixth Buffalo to reach 1,000 career assists.
- ✓ **Nov. 12**—CU broke a 10-match losing streak against ranked teams with a five-game win over No. 18 Texas A&M in Boulder. In the match Monique Gerlach recorded her 1,359th kill to pass Tina Murray for fourth place on CU's all-time list.
- ✓ **Nov. 24**—Sophomore outside hitter Nicole Carr was named Big 12 Conference Volleyball Player of the Week. Carr averaged 4.25 kills, 3.62 digs and hit .301 in wins at Texas and home against Missouri. She had 19 kills and a career and team season-high 24 digs against the Tigers.
- ✓ **Season**—CU was the most improved team in the Big 12 Conference in 2003 in terms of league wins over the prior year. The Buffs were 9-11 in the Big 12 in 2002 and were picked by league coaches to repeat their seventh place showing, yet the much improve Buffs finished four wins better at 13-7 and a tie for third place, their best finish since 1998.
- ✓ **Season**—Nicole Carr registered 388 digs in 2003, the eighth best single-season total in team history. Freshman Ashley Nu'u had 369 kill assists, the fifth-most by a first-year Buff.
- ✓ **Career**—Monique Gerlach's name is prominent in several of CU's career top 10 lists. She finished her career second in hitting percentage, fourth in kills, fifth in blocks, seventh in attacks and eighth in service aces.
- ✓ **Awards**—Monique Gerlach took home plenty of post-season honors. She was named to the All-Big 12 first team and the AVCA All-Central Region first team for the second-straight year. Gerlach also earned honorable mention to the AVCA All-America team and was named CU's Outstanding Senior Athlete of the Year. Gerlach, Allison Barnes and Nicole Carr were named to; the Academic All-Big 12 Volleyball first team while senior Monica Vesanovic was named to the second team.

HISTORY



2004

(14-14 - 9-11 Big 12 (t-6th) - 10-5 Home - 3-8 Away - 1-1 Neutral)

Date	Opponent (Rank)	Rank	W/L	Rec	Score	Score-by-Game	Team Statistical Totals							Individual Statistical Leaders			
							K	Att%	Ast	SA	Dig	TB	Kills	Digs	Blocks	Assists	
9/1	DENVER	RV	W	1-0	3-1	30-15, 28-30, 30-20, 30-21	71	.402	64	4	48	11	Griffin (21)	Carr (16)	MS/LB/AG (5)	Ash. Nu'u (43)	
9/3	Ivs. Cal State-Northridge	RV	W	2-0	3-0	30-26, 30-20, 30-11	56	.410	48	8	61	5	Griffin (21)	Carr (14)	Bossow (3)	Ash. Nu'u (43)	
9/4	at Oregon	RV	L	2-1	0-3	24-30, 28-30, 25-30	36	.202	33	1	46	5	Griffin (11)	Carr (18)	Bossow (3)	Ash. Nu'u (32)	
9/7	COLORADO STATE (10)	—	L	2-2	0-3	28-30, 25-30, 26-30	46	.193	42	4	39	9	Santillana (20)	Carr (13)	A.Z/A.G. (4)	Ash. Nu'u (40)	
9/9	#PITTSBURGH	—	W	3-2	3-0	30-26, 30-25, 30-23	49	.267	44	7	33	8	Santillana (13)	Griffin (8)	Bossow (6)	Ash. Nu'u (38)	
9/10	#SAN DIEGO (20)	—	W	4-2	3-2	25-30, 30-32, 30-28, 30-21, 15-10	78	.306	70	5	47	14	Griffin (22)	Santillana (9)	A.Z/A.G. (7)	Ash. Nu'u (63)	
9/11	#NORTH CAROLINA	—	W	5-2	3-1	30-22, 30-32, 30-23, 30-22	76	.261	74	7	84	6	Santillana (27)	Carr (19)	Bossow (4)	Barnes (37)	
9/15	*KANSAS STATE (15)	RV	W	6-2/1-0	3-0	30-23, 30-28, 30-26	60	.297	54	2	50	15	Griffin (17)	Santillana (10)	Bossow (11)	Ash. Nu'u (41)	
9/18	*at Texas (RV)	RV	L	6-3/1-1	2-3	30-26, 30-20, 22-30, 20-30, 18-20	74	.239	69	5	58	11	Griffin (17)	Carr (16)	A.Z/A.G. (5)	Ash. Nu'u (58)	
9/22	*NEBRASKA (7)	25	L	6-4/1-2	0-3	25-30, 25-30, 23-30	42	.092	39	3	34	8	Griffin (13)	M.S/A.G. (7)	A.Z/A.G. (4)	Ash. Nu'u (32)	
9/25	*BAYLOR	25	W	7-4/2-2	3-0	30-25, 30-22, 31-29	57	.289	56	4	49	11	Santillana (21)	Viñal (13)	Zimmerman (5)	Ash. Nu'u (51)	
9/29	*at Texas Tech	25	W	8-4/3-2	3-1	30-16, 30-21, 24-30, 30-24	50	.246	42	1	55	14	M.S./A.G.(14)	Santillana (13)	Griffin (8)	Ash. Nu'u (35)	
10/2	*MISSOURI	25	L	8-5/3-3	0-3	26-30, 24-30, 31-33	50	.209	43	1	53	13	Griffin (16)	Barnes (13)	Zimmerman (6)	Ash. Nu'u (38)	
10/5	*at Iowa State	RV	W	9-5/4-3	3-0	30-28, 30-25, 30-20	52	.267	46	2	62	6	Santillana (17)	Griffin (18)	Griffin (4)	Ash. Nu'u (44)	
10/9	*KANSAS (RV)	RV	W	10-5/5-3	3-0	30-23, 30-22, 30-21	54	.293	47	4	41	14	M.S./A.Z (13)	A.G/K.M (8)	Zimmerman (6)	Ash. Nu'u (39)	
10/16	*at Oklahoma	RV	L	10-6/5-4	2-3	24-30, 30-16, 30-22, 20-30, 11-15	68	.199	63	9	74	9	Griffin (25)	A.Z/A.G/ (13)	Bossow (6)	Ash. Nu'u (51)	
10/20	*TEXAS A&M (16)	—	L	10-7/5-5	1-3	30-25, 28-30, 26-30, 21-30	69	.190	64	2	77	12	Santillana (19)	Zimmerman (15)	A.G/L.B. (6)	Ash. Nu'u (47)	
10/23	*at Missouri (RV)	—	L	10-8/5-6	0-3	21-30, 24-30, 24-30	44	.213	42	4	37	1	Santillana (13)	A.Z/A.G. (8)	Santillana (1)	Ash. Nu'u (31)	
10/27	*at Nebraska (4)	—	L	10-9/5-7	0-3	29-31, 12-30, 23-30	36	.110	36	3	40	3	Griffin (12)	Carr (10)	Santillana (2)	Ash. Nu'u (28)	
10/30	*TEXAS TECH	—	W	11-9/6-7	3-1	30-19, 32-30, 28-30, 30-28	69	.252	61	1	63	13	Griffin (25)	Viñal (15)	Zimmerman (7)	Ash. Nu'u (55)	
11/3	*TEXAS (10)	—	L	11-10/6-8	1-3	19-30, 31-29, 17-30, 19-30	48	.123	44	2	49	10	Griffin (12)	Griffin (11)	Bossow (7)	Ash. Nu'u (37)	
11/7	*at Texas A&M (14)	—	L	11-11/6-9	0-3	24-30, 23-30, 22-30	45	.178	42	2	44	2	Griffin (14)	Carr (13)	NC/LB/AS (1)	Ash. Nu'u (33)	
11/10	*at Kansas State (20)	—	L	11-12/6-10	1-3	21-30, 11-30, 30-27, 19-30	53	.142	47	4	53	3	Amb. Nu'u (16)	Carr (14)	Griffin (3)	Ash. Nu'u (40)	
11/13	*OKLAHOMA	—	W	12-12/7-10	3-0	30-24, 30-13, 30-24	56	.349	52	3	46	12.5	Amb. Nu'u (17)	A.G/N.C. (9)	Griffin (6)	Ash. Nu'u (42)	
11/17	*at Baylor	—	W	13-12/8-10	3-0	30-25, 30-22, 30-25	44	.228	42	4	42	11.5	Griffin (14)	Amb. Nu'u (9)	Zimmerman (6)	Ash. Nu'u (40)	
11/24	*IOWA STATE	—	W	14-12/9-10	3-0	30-16, 30-26, 30-16	59	.405	53	1	49	9.5	Griffin (17)	Zimmerman (12)	Zimmerman (8)	Ash. Nu'u (47)	
11/27	*at Kansas	—	L	14-13/9-11	1-3	22-30, 31-29, 29-31, 19-30	67	.171	62	4	64	3	Griffin (17)	Zimmerman (16)	5 with 1	Barnes (42)	
12/2	\$vs. Hawai'i (2)	—	L	14-14	1-3	30-24, 22-30, 20-30, 24-30	67	.189	60	4	46	11	LB/NC/AG (14)	Zimmerman (15)	Bossow (6)	Ash. Nu'u (51)	

*Big 12 Conference Match; !-Oregon Classic, Eugene, Ore.; #-Colorado Invitational, Boulder, Colo.; \$-NCAA First Round, Fort Collins, Colo.

Team Statistics

Player	MP-MS	GP	K	E	TA	Pct	Ast.	SA	SE	RE	Dig	BS	BA	TB	BE	BHE	Pts
Barnes	26-2	82	6	0	10	.600	118	7	7	7	137	0	1	1	0	0	13.5
Masumiya	24-0	63	1	0	2	.500	7	5	23	10	73	0	0	0	0	1	6.0
Mann	9-0	12	10	3	18	.389	0	0	0	0	3	2	6	8	0	1	15.0
Ash. Nu'u	28-28	94	119	36	240	.346	1146	14	28	2	114	8	55	63	12	8	168.5
Zimmerman	28-28	98	198	63	455	.297	20	14	28	19	186	8	90	98	5	1	265.0
Bossow	28-26	98	163	55	385	.281	6	12	25	1	51	8	96	104	5	2	231.0
Santillana	19-19	66	275	96	650	.275	17	0	0	25	128	13	25	38	4	0	300.5
Griffin	28-28	99	420	180	934	.257	58	18	76	3	231	6	85	91	9	4	486.5
Amb. Nu'u	25-10	55	122	59	323	.195	18	7	16	16	97	3	9	12	2	2	136.5
Carr	28-27	95	237	157	732	.109	39	14	13	31	239	6	21	27	3	0	267.5
Sutherland	11-0	19	25	19	70	.086	0	0	1	3	16	0	5	5	0	0	27.5
Viñal	26-0	70	0	0	0	.000	10	10	14	14	137	0	0	0	0	0	10.0
Morgado	6	0	0	0	0	0	0	0	0	0	2	0	0	0	0	0	0.0
TEAM											7						
Totals	28	99	1576	668	3819	.238	1439	101	231	138	1444	54	393	250.5	40	19	1927.5
Opponent	28	99	1473	641	3862	.215	1337	138	236	101	1300	73	500	323.0	53	23	1934.0

Team Roster

No.	Name	Pos.	Ht.	Cl.	Exp.	Hometown (High School / College)
1	Lynsey Mann	MB	6-3	Jr.	TR	Highlands Ranch, Colo. (Fountain-Ft. Carson/Western St)
2	Ashley Nu'u	S	5-10	So.	1L	Aurora, Colo. (Smoky Hill)
3	Amber Nu'u	OH	5-11	So.	1L	Aurora, Colo. (Smoky Hill)
4	Maragda Santillana	OH	6-4	Jr.	2L	Barcelona, Spain (J. Blume)
5	Allison Barnes	S	6-0	Sr.	3L	Arlington, Texas (James Martin)
6	Kelly Masumiya	DS/L	5-3	Jr.	2L	Highlands Ranch, Colo. (Smoky Hill)
7	Austin Zimmerman	MB	6-0	So.	1L	Cheney, Wash. (Lewis and Clark)
8	Alexandra Buth	RS	5-10	Fr.	HS	East Grand Rapids, Mich. (East Grand Rapids)
9	Allie Griffin	MB/RS	6-0	Jr.	2L	Baton Rouge, La. (Santa Fe Christian, San Diego, Calif.)
10	Nicole Carr	OH	6-0	Jr.	2L	Wauwatosa, Wis. (Wauwatosa East)
11	Lara Bossow	MB/OH	6-0	So.	1L	Vail, Colo. (Vail Mountain School)
12	Amber Sutherland	OH	5-10	Fr.	HS	Glenwood Springs, Colo. (Glenwood Springs)
13	Krislen Morgado	DS/L	5-6	Jr.	1L	Pearl City, Hawai'i (Punahou)
16	Therese Viñal	DS/L	5-8	Fr.	HS	Santa Clara, Calif. (Presentation)

HEAD COACH: Pi'i Aiu (Colorado '89)

ASSISTANT COACHES: Jill Thomason (Wyoming '95), Erik Sullivan (UCLA '95)

2004 Milestones

- ✓ **Sept. 1**—CU set a team record for hitting percentage in a four-game match with a .402 performance (71k-18e-132att) against Denver. The old record was .394 against Wyoming in 1995.
- ✓ **Sept. 3**—CU hit a season-best .410 against Cal State-Northridge, marking the first time since 1988 that the Buffaloes hit .400 or better in back-to-back matches. In all, Colorado reached the .400 mark three times during the season, the team's most since it had four in 1991. CU had not hit .400 or above twice in the same season since 1994.
- ✓ **Sept. 10**—The Buffs overcame an 0-2 deficit to defeat No. 20 San Diego in five games. It was the first time CU had overcome an 0-2 deficit since a win over Baylor on Oct. 31, 2001.
- ✓ **Sept. 15**—CU swept No. 15 Kansas State in Boulder, giving the Buffs their first win over a Top 15 team since a 3-1 win over No. 15 Texas A&M in 1998. Sophomore Lara Bossow tied a school record for blocks in a 3-game match with 11.
- ✓ **Oct. 9**—Sophomore setter Ashley Nu'u became the seventh player in CU history to reach 1,000 career assists, on the final point of the game in a 3-0 win over Kansas.
- ✓ **SEASON**—The Buffs made their 14th overall NCAA Tournament appearance and the 13th in 14 seasons which puts them in some elite company. CU is one of only 14 teams to qualify for at least 13 NCAA Tournaments since 1991.
- ✓ **SEASON**—A final record of 14-14 gave the Buffaloes their 17th straight season with a .500 record or better. CU also went 5-2 in the preseason, marking the 16th straight season the Buffs have come out of the non-conference schedule with a record of .500 or above.
- ✓ **AWARDS**—Junior Allie Griffin was selected to the AVCA All-Central Region first team and was given honorable mention to the AVCA All-America team. Griffin was also named to the All-Big 12 Conference first team while Ashley Nu'u was an honorable mention All-Big 12 pick. Allison Barnes earned her third selection to the Academic All-Big 12 team while Nicole Carr picked up her second Academic All-Big 12 award.

HISTORY



2005

(15-13 – 10-10 Big 12 (5th) – 7-6 Home – 6-6 Away – 2-1 Neutral)

Date	Opponent (Rank)	Rank	W/L	Rec	Score	Score-by-Game	Team Statistical Totals							Individual Statistical Leaders			
							K	Att%	Ast	SA	Dig	TB	Kills	Digs	Blocks	Assists	
8/27	\$St. Peter's	RV	W	1-0	3-0	30-11, 30-20, 30-23	60	.336	53	10	41	2	AG,AS (12)	Carr (10)	4 players tied (1)	Nu'u (45)	
8/27	*American	RV	W	2-0	3-0	30-22, 30-16, 30-26	55	.406	50	5	44	8	Carr (15)	Sutherland (13)	AG, LB, AS (3)	Nu'u (46)	
9/8	#STANFORD (3)	L	2-1	0-3	0-3	26-30, 28-30, 24-30	46	.241	45	7	39	5.5	Sutherland (14)	Carr (9)	LS, AG (3)	Nu'u (44)	
9/9	#CREIGHTON	W	3-1	3-1	30-25, 35-33, 26-30, 30-20	78	.325	76	1	63	9.5	Griffin (28)	Sutherland (16)	AN, LS, LB (4)	Nu'u (67)		
9/10	#MARQUETTE	W	4-1	3-2	24-30, 23-30, 30-18, 30-28, 15-11	75	.251	71	1	70	12	Griffin (23)	Carr (17)	4 players tied (3)	Nu'u (65)		
9/14	*Texas (18)	L	4-2/0-1	1-3	16-30, 30-27, 22-30, 19-30	52	.211	49	2	35	7	Griffin (17)	Griffin (9)	Mann (3)	Nu'u (44)		
9/17	*NEBRASKA (1)	L	4-3/0-2	0-3	22-30, 20-30, 23-30	45	.153	41	0	36	3	Griffin (16)	Carr (11)	Bossow (2)	Nu'u (37)		
9/21	*MISSOURI (8)	L	4-4/0-3	0-3	25-30, 24-30, 11-30	44	.127	41	1	52	0	Griffin (16)	Carr (15)	None	Nu'u (38)		
9/24	*Oklahoma	W	5-4/1-3	3-2	30-26, 24-30, 26-30, 30-27, 15-12	70	.185	65	7	62	10	Griffin (27)	Carr (15)	Schaefer (6)	Nu'u (61)		
9/28	*Iowa State	L	5-5/1-4	0-3	26-30, 28-30, 21-30	41	.146	38	3	49	9	Griffin (11)	Nu'u (11)	Schaefer (7)	Nu'u (35)		
10/1	*KANSAS (RV)	L	5-6/1-5	2-3	32-30, 29-31, 30-17, 32-34, 6-15	79	.272	76	5	69	14	Griffin (25)	Carr (16)	Nu'u (6)	Nu'u (68)		
10/5	*BAYLOR	W	6-6/2-5	3-2	30-15, 24-30, 30-26, 30-32, 15-8	79	.273	78	6	67	14	Griffin (22)	Sutherland (17)	AG, LM (6)	Nu'u (70)		
10/8	*Texas Tech	L	6-7/2-6	2-3	28-30, 25-30, 30-19, 30-26, 14-16	84	.329	75	3	61	11.5	Griffin (27)	Sutherland (19)	LS, LB (5)	Nu'u (63)		
10/12	*KANSAS STATE (20)	W	7-7/3-6	3-2	30-14, 30-25, 25-30, 28-30, 15-5	77	.345	70	8	72	12.5	Griffin (29)	Carr (19)	Schaefer (7)	Nu'u (66)		
10/16	*Texas A&M (24)	W	8-7/4-6	3-2	20-30, 25-30, 30-26, 30-28, 15-10	74	.181	73	6	77	14.5	Griffin (21)	Vinal (17)	Schaefer (7)	Nu'u (60)		
10/22	*OKLAHOMA	RV	W	9-7/5-6	3-0	30-24, 30-28, 30-25	53	.238	49	6	48	7.5	Griffin (19)	Vinal (19)	Bossow (4)	Nu'u (43)	
10/26	*IOWA STATE	RV	W	10-7/6-6	3-0	30-37, 30-21, 31-29	53	.273	51	5	48	11	Griffin (14)	Carr (11)	Schaefer (4)	Nu'u (42)	
10/29	*Missouri (8)	RV	W	11-7/7-6	3-2	20-30, 30-28, 23-30, 30-27, 15-12	65	.214	62	8	54	10	Griffin (19)	Vinal (16)	LB, LS (5)	Nu'u (57)	
11/2	*Kansas	RV	W	12-7/8-6	3-1	26-30, 32-30, 30-27, 30-21	67	.276	63	7	63	12	Griffin (20)	NC,AS (12)	AN, AG, LB (4)	Nu'u (52)	
11/5	*TEXAS TECH	RV	W	13-7/9-6	3-0	30-25, 30-23, 30-19	55	.377	53	4	32	6	Sutherland (14)	5 players tied (5)	Nu'u (3)	Nu'u (45)	
11/9	*TEXAS (11)	25	L	13-8/9-7	2-3	27-30, 33-31, 23-30, 30-25, 15-17	80	.272	75	2	59	12	Sutherland (20)	NC,AS (13)	Griffin (6)	Nu'u (66)	
11/12	*Baylor	25	W	14-8/10-7	3-0	30-25, 30-21, 30-27	51	.267	45	5	42	11	Sutherland (15)	AG,KM (8)	AG, LB (5)	Nu'u (39)	
11/16	*Kansas State (RV)	24	L	14-9/10-8	2-3	30-19, 21-30, 30-28, 23-30, 16-18	81	.314	76	3	58	6	Sutherland (26)	Vinal (18)	AS, LS (3)	Nu'u (66)	
11/19	*TEXAS A&M	24	L	14-10/10-9	2-3	22-30, 30-28, 30-28, 23-30, 7-15	75	.247	74	6	60	12.5	Sutherland (19)	Sutherland (12)	Bossow (7)	Nu'u (63)	
11/23	*Nebraska (1)	RV	L	14-11/10-10	0-3	19-30, 26-30, 19-30	39	.252	39	4	32	2	Sutherland (14)	Sutherland (10)	Schaefer (2)	Nu'u (36)	
11/25	%Florida (4)	RV	L	14-12	0-3	17-30, 19-30, 24-30	39	.212	36	1	32	6	Sutherland (13)	Sutherland (7)	Schaefer (4)	Nu'u (32)	
11/26	%Northern Colorado	RV	W	15-12	3-0	30-20, 30-24, 30-22	60	.394	57	6	50	10.5	Sutherland (19)	Sutherland (13)	Mann (6)	Nu'u (52)	
12/2	\$Colorado State	RV	L	15-13	1-3	30-26, 24-30, 19-30, 27-30	55	.236	52	4	43	6	Sutherland (14)	Carr (13)	Nu'u (3)	Nu'u (46)	

*Big 12 Conference Match; \$-American University Classic; #-Colorado Invitational, Boulder; % University of Denver Tournament; \$-NCAA First Round, Fort Collins, Colo.

Team Statistics

Player	MP-MS	GP	K	E	TA	Pct	Ast.	SA	SE	RE	Dig	BS	BA	TB	BE	BHE	Pts
Bossow	28-28	110	246	68	483	.369	10	22	31	2	59	4	81	85	5	0	312.5
Ash. Nu'u	28-28	110	113	33	259	.309	1448	12	21	0	194	6	62	68	11	20	162.0
Buth	27-2	84	25	9	53	.302	6	28	85	0	44	0	5	5	1	1	55.5
Griffin	27-26	106	486	191	1016	.290	62	6	15	27	213	5	72	77	4	0	533.0
Mann	19-0	41	36	14	76	.289	0	0	0	0	4	5	26	31	0	0	54.0
Sutherland	28-28	109	421	182	949	.252	43	8	42	44	290	13	30	43	2	1	457.0
Schaefer	28-26	103	154	65	367	.243	5	0	0	0	11	77	88	5	3	203.5	
Carr	28-28	110	245	119	742	.170	37	12	13	38	284	8	31	39	3	1	280.5
VenHorst	11-0	22	0	0	0	.000	3	12	13	0	0	0	0	0	0	0	1.0
Vinal	27-0	95	0	0	0	.000	14	24	30	22	227	0	0	0	0	0	24.0
Gibson	5-0	8	6	8	28	-.071	0	0	3	0	3	0	2	2	0	0	7.0
Masumiya	24-2	80	0	2	2	-1.000	5	13	13	2	111	0	0	0	0	0	13.0

Team Roster

No.	Name	Pos.	Ht.	Cl.	Exp.	Hometown (High School / College)
1	Lynsey Mann	MB	6-3	Sr.	1L	Highlands Ranch, Colo. (Fountain-Ft. Carson/Western St)
2	Ashley Nu'u	S	5-10	Jr.	2L	Aurora, Colo. (Smoky Hill)
3	Amber Nu'u	OH	5-11	Jr.	2L	Aurora, Colo. (Smoky Hill)
4	Lauren Schaefer	MB	6-3	Fr.	HS	Mountain View, Calif. (Los Altos)
5	Dana Crary	MB	5-10	Fr.	HS	Coto de Caza, Calif. (Santa Margarita Catholic)
6	Kelly Masumiya	DS/L	5-3	Sr.	3L	Highlands Ranch, Colo. (Smoky Hill)
7	Austin Zimmerman	MB	6-0	Jr.	2L	Cheney, Wash. (Lewis and Clark)
8	Alexandra Buth	RS	5-10	Fr.	RS	East Grand Rapids, Mich. (East Grand Rapids)
9	Allie Griffin	RS	6-0	Sr.	3L	Baton Rouge, La. (Santa Fe Christian, San Diego, Calif.)
10	Nicole Carr	OH	6-0	Sr.	3L	Wauwatosa, Wis. (Wauwatosa East)
11	Lara Bossow	MB	6-0	Jr.	2L	Vail, Colo. (Vail Mountain School)
12	Amber Sutherland	OH	5-10	So.	1L	Glenwood Springs, Colo. (Glenwood Springs)
13	Krislen Morgado	DS/L	5-6	Sr.	2L	Pearl City, Hawai'i (Punahou)
14	Ashley VenHorst	DS/L	5-7	Fr.	HS	Bettendorf, Iowa (Pleasant Valley)
16	Therese Vinal	DS/L	5-8	So.	1L	Santa Clara, Calif. (Presentation)
77	Mallori Gibson	OH	5-11	Fr.	HS	Bakersfield, Calif. (Foothill)

HEAD COACH: Pi'i Aiu (Colorado '89)

ASSISTANT COACHES: Jil Thomason (Wyoming '95), Erik Sullivan (UCLA '95)

2005 Milestones

- ✓ **Oct. 1** – Allie Griffin recorded her 1,000th career kill, while Nicole Carr picked up her 1,000th career dig in a five-game match against Kansas.
- ✓ **Oct. 5** – Head Coach Pi'i Aiu earned his 100th Big 12 victory against Baylor.
- ✓ **Oct. 18** – Allie Griffin was named the first Buffalo to be named the Collegiate Volleyball Update (CUV.com) National Player of the Week. She helped CU upset back-to-back ranked teams Kansas State and Texas A&M, for the first time since 1996. Griffin averaged 5.40 points, 5.00 kills, 2.50 digs, 0.70 assists, 0.70 blocks per game and hit .343 for the week and was named to Sports Illustrated's Faces In the Crowd.
- ✓ **Oct. 29** – CU defeated No. 8 Missouri in five-sets in Columbia, Mo. It was the first victory against a top-10 school for CU since 1997 when the Buffs defeated No. 5 Nebraska. It was also the first win for CU in Columbia since 1999.
- ✓ **Season** – CU hit a school-record .262 on the season. The previous record of .259 was set in 1991.
- ✓ **Season** – The Buffs played in a school-record 11 five-game matches. It tied the most in the country on the season. CU also played a school-record five straight five-game matches.
- ✓ **Season** – Colorado earned its 15th overall NCAA Tournament appearance, the 14th in 15 years.
- ✓ **Season** – The Buffs finished with a record of 15-13, marking the 18th straight season with a .500 record or better. They finished the non-conference schedule at 5-2, marking the 17th straight season above .500.
- ✓ **Career** – Allie Griffin's name is prominent in several of CU's career top-10 lists. She finished her career sixth in kills (1,283), ninth in blocks (266), 10th in attacks (2,863), 14th in assists (186) and attack percentage (.254) and 23rd in digs (620). Nicole Carr is ninth in digs (1,160) and attacks (2,885) and is 13th in kills (991).
- ✓ **Awards** – Allie Griffin was selected to the AVCA All-Central Region first team and was given honorable mention to the AVCA All-America team. Griffin was also named to the All-Big 12 Conference first team while Ashley Nu'u was an honorable mention AVCA All-Central Region and All-Big 12 pick. Nicole Carr earned her third Academic All-Big 12 Award, while Alex Buth, Lynsey Mann and Therese Vinal earned their first academic award.



2006

(17-12 – 12-8 Big 12 (5th) – 12-4 Home – 5-6 Away – 0-2 Neutral)

Date	Opponent (Rank)	Rank	W/L	Rec	Score	Score-by-Game	Team Statistical Totals							Individual Statistical Leaders				
							K	Att%	Ast	SA	Dig	TB	Kills	Digs	Blocks	Assists		
8/25	Denver	RV	W	1-0	3-0	30-27, 30-23, 32-30	54	.238	49	4	44	2.5	Gibson (14)	Zimmerman (12)	Schaefer (2)	Nu'u (44)		
9/1	#UCLA (10)	RV	L	1-1	0-3	25-30, 25-30, 25-30	45	.137	42	9	48	5	Bossow (10)	Sutherland (10)	Schaefer (3)	Nu'u (34)		
9/2	# Hawaii (7)	RV	L	1-2	0-3	30-32, 23-30, 20-30	53	.181	50	5	46	4	Sutherland (16)	Karlik (14)	Sutherland (3)	Nu'u (47)		
9/3	# Florida (5)	RV	L	1-3	0-3	19-30, 21-30, 29-31	41	.135	39	3	44	4	Buth (11)	Sutherland (14)	Bossow (2)	Nu'u (22)		
9/7	&CINCINNATI		W	2-3	3-0	30-24, 32-30, 30-20	60	.273	54	4	54	6.5	Sutherland (15)	Karlik (21)	Sutherland (5)	Nu'u (43)		
9/8	&CENTRAL CONN. STATE		W	3-3	3-0	30-13, 30-14, 30-10	56	.528	52	7	42	6.5	Sutherland (16)	AS, KK (10)	5 players tied (2)	Nu'u (23)		
9/9	&Southern Mississippi		W	4-3	3-0	30-19, 30-17, 30-26	44	.239	39	10	46	10.5	Bossow (11)	Karlik (14)	Bossow (6)	Nu'u (22)		
9/13	*MISSOURI (17)		W	5-3/1-0	3-2	30-24, 27-30, 30-24, 23-30, 15-9	86	.303	80	5	79	12	Sutherland (35)	Karlik (26)	Nu'u (7)	Nu'u (69)		
9/16	*Texas Tech		W	6-3/2-0	3-0	30-27, 30-28, 30-22	51	.308	48	2	36	12	Sutherland (12)	Karlik (12)	4 players tied (4)	Nu'u (40)		
9/20	*Texas (5)		L	6-4/2-1	0-3	17-30, 19-30, 26-30	35	.184	34	3	35	6	Gibson (11)	Karlik (13)	4 players tied (2)	Nu'u (30)		
9/23	*KANSAS		W	7-4/3-1	3-2	30-28, 22-30, 20-30, 30-19, 15-7	70	.257	63	13	53	11	MG, AS (18)	Karlik (12)	LS, AB (4)	Nu'u (51)		
9/27	*TEXAS A&M		W	8-4/4-1	3-0	30-23, 30-28, 30-22	50	.287	47	11	43	5	Sutherland (15)	Sutherland (10)	AZ, AB (3)	Nu'u (41)		
9/30	*OKLAHOMA		L	8-5/4-2	2-3	30-22, 18-30, 21-30, 30-23, 6-15	69	.212	66	3	65	15	Sutherland (25)	Sutherland (17)	LS, AB (6)	Nu'u (61)		
10/7	*Kansas State		W	9-5/5-2	3-0	31-29, 30-28, 34-32	52	.206	52	6	55	6.5	Sutherland (18)	Karlik (17)	AZ, AN (4)	Nu'u (40)		
10/11	*IOWA STATE		L	9-6/5-3	0-3	20-30, 25-30, 27-30	49	.188	46	1	43	6	Schaefer (12)	Karlik (11)	Bossow (3)	Nu'u (35)		
10/14	*Nebraska (1)		L	9-7/5-4	0-3	27-30, 18-30, 21-30	38	.129	37	2	51	2	Sutherland (9)	Nu'u (14)	Zimmerman (2)	Nu'u (30)		
10/18	*Baylor		W	10-7/6-4	3-2	30-16, 34-36, 26-30, 30-27, 18-16	69	.200	62	6	71	12.5	Sutherland (22)	Karlik (20)	Buth (5)	Nu'u (57)		
10/21	*TEXAS TECH		W	11-7/7-4	3-0	30-21, 30-27, 33-31	59	.265	54	6	58	6.5	Sutherland (24)	Karlik (18)	Zimmerman (4)	Nu'u (50)		
10/25	*Texas A&M		W	12-7/8-4	3-2	25-30, 30-20, 30-28, 22-30, 15-6	70	.207	66	9	79	11.5	Sutherland (20)	Karlik (20)	Nu'u (5)	Nu'u (58)		
10/28	*TEXAS (8)		L	12-8/8-5	0-3	21-30, 30-32, 22-30	45	.193	44	1	35	6	Sutherland (16)	Webster (12)	Schaefer (4)	Nu'u (43)		
11/1	*KANSAS STATE		W	13-8/9-5	3-2	27-30, 37-35, 33-31, 23-30, 15-12	90	.230	85	2	69	16	Schaefer (19)	Karlik (20)	LS, LB, AS (6)	Nu'u (74)		
11/4	*Missouri (21)		L	13-9/9-6	1-3	23-30, 17-30, 30-28, 28-30	57	.205	53	5	58	11.5	Sutherland (20)	Sutherland (18)	Schaefer (6)	Nu'u (47)		
11/8	*Kansas		W	14-9/10-6	3-0	30-25, 30-28, 32-30	58	.241	56	7	57	8	Sutherland (13)	Karlik (16)	Schaefer (5)	Nu'u (45)		
11/11	*NEBRASKA (1)		W	15-9/11-6	3-2	19-30, 30-28, 15-30, 30-27, 15-12	68	.162	62	3	71	12	Sutherland (18)	Karlik (22)	Zimmerman (10)	Nu'u (62)		
11/18	*Oklahoma (14)	RV	L	15-10/11-7	2-3	22-30, 31-29, 32-30, 24-30, 9-15	72	.167	70	5	77	9	Gibson (24)	Karlik (21)	Schaefer (5)	Nu'u (65)		
11/22	*BAYLOR		W	16-10/12-7	3-2	30-28, 23-30, 28-30, 30-23, 15-12	84	.261	77	2	67	13	Gibson (28)	Karlik (22)	Schaefer (6)	Nu'u (65)		
11/25	*Iowa State	RV	L	16-11/12-8	2-3	27-30, 30-24, 28-30, 31-29, 9-15	77	.141	70	3	75	14	Gibson (17)	Karlik (17)	LS, LB, AS (6)	Nu'u (65)		
11/30	\$New Mexico St. (19)	RV	W	17-11	3-0	30-24, 30-20, 34-32	58	.287	56	6	50	11	MG, AS (13)	Karlik (15)	AN, LS (4)	Nu'u (44)		
12/1	\$Washington (3)	RV	L	17-12	1-3	15-30, 30-22, 26-30, 24-30	52	.130	50	8	73	13	AB, AS (12)	Karlik (26)	Zimmerman (10)	Nu'u (45)		

*Big 12 Conference Match; #-Hawaiian Airlines Wahine Volleyball Classic, Honolulu, Hawaii; & Colorado Invitational, Boulder; \$-NCAA First/Second Rounds, Boulder

Team Statistics

Name	G	K	K/G	E	TA	Pct.	A	A/G	SA	SE	SA/G	RE	DIG	D/G	BS	BA	TOT.	B/G	BE	BHE	PTS
Karlik	105	4	0.04	0	5	.800	54	0.51	22	37	0.21	33	442	4.21	0	0	0	0.00	0	0	26.0
Burkett	8	5	0.62	0	9	.556	34	4.25	0	0	0.00	0	6	0.75	0	3	3	0.38	0	0	6.5
Nu'u, Ashley	108	120	1.11	35	244	.348	1352	12.52	14	7	0.13	0	179	1.66	8	56	64	0.59	13	40	170.0
Zimmerman	78	148	1.90	36	350	.320	13	0.17	11	12	0.14	0	48	0.62	11	60	71	0.91	2	2	200.0
Schaefer	99	226	2.28	68	525	.301	8	0.08	1	3	0.01	2	31	0.31	13	79	92	0.93	4	0	279.5
Drexler	3	2	0.67	1	4	.250	0	0.00	1	0	0.33	0	1	0.33	0	2	2	0.67	0	0	4.0
Bossow	75	150	2.00	63	364	.239	2	0.03	17	21	0.23	0	44	0.59	4	58	62	0.83	2	0	200.0
Loop	7	5	0.71	1	18	.222	0	0.00	0	0	0.00	0	1	0.14	0	1	1	0.14	0	0	5.5
Buth	108	231	2.14	117	597	.191	60	0.56	27	63	0.25	10	213	1.97	7	60	67	0.62	4	14	295.0
Gibson	103	351	3.41	176	985	.178	9	0.09	34	76	0.33	0	113	1.10	1	29	30	0.29	3	0	400.5
Sutherland	109	456	4.18	253	1182	.172	47	0.43	22	33	0.20	39	312	2.86	9	60	69	0.63	5	2	517.0
VenHorst	11	0	0.00	0	0	.000	0	0.00	0	0	0.00	1	11	1.00	0	0	0	0.00	0	0	0.0
Vinal	8	0	0.00	0	0	.000	1	0.12	1	0	0.12	0	7	0.88	0	0	0	0.00	0	0	1.0
Sisco	7	0	0.00	0	5	.000	2	0.29	0	0	0.00	0	0	0.00	0	0	0	0.00	0	0	0.0
Webster	98	1	0.01	1	6	.000	19	0.19	0	0	0.00	23	190	1.94	0	0	0	0.00	0	2	1.0
Nu'u, Amber	41	13	0.32	13	49	.000	2	0.05	3	3	0.07	4	26	0.63	1	1	2	0.05	0	1	17.5
Team												14									
COLORADO	109	1712	15.71	764	4343	.218	1603	14.71	153	255	1.40	126	1624	14.90	54	409	258.5	2.37	33	61	2123.5
Opponents	109	1592	14.61	651	4156	.226	1457	13.37	126	229	1.16	153	1512	13.87	90	625	402.5	3.69	38	51	2120.5

2006 Milestones

- ✓ Sept. 8** – Colorado attacked at a .528 percentage against Central Connecticut State, recording a school record for a three-game match. The Buffs recorded 56 kills and nine errors on 89 attacks.
- ✓ Sept. 13** – Amber Sutherland recorded 35 kills as CU defeated No. 17 Missouri in five games. She became just the sixth Buff to hammer over 30 kills in a match. The 35 kills was the third-highest total in a single match in CU history. Sutherland was named the Big 12 Player of the Week on Sept. 18.
- ✓ Nov. 11** – CU defeated No. 1 Nebraska in front of a CECC record crowd of 4,111, halting a 17-match losing streak to the Huskers. It was the first time CU has ever defeated a top-ranked opponent and the Buffs were the only team to beat NU as the Huskers went on to win the national championship. CU came back to defeat the Huskers after dropping the first and third games 30-19, 30-15.
- ✓ Nov. 13** – Ashley Nu'u was named the Sports Imports/AVCA Division I National Player of the Week on Nov. 13. She helped CU upset No. 1 Nebraska. Nu'u passed out all of CU's 62 assists against the Huskers. She totaled 107 on the week, including a three-game sweep of Kansas. She was also named the Big 12 Player of the Week and CU Athlete of the Week.
- ✓ Nov. 30** – The Buffs advanced to the second round of the NCAA Tournament for the first time since 2001 after defeating No. 19 New Mexico State in three games, but lost to No. 3 Washington for the first home loss during the NCAA Tournament for CU.
- ✓ Dec. 20** – CU finally cracks the CSTV/AVCA Division I Coaches Poll at No. 24. CU recorded three wins against ranked teams. No. 1 Nebraska, No. 17 Missouri and No. 19 New Mexico State.
- ✓ Season** – The Buffs earned a 12-4 record at the CECC for a winning percentage of .743. It was the best home record since 2003 when the Buff finished 10-2 (.833). The 12 wins tied the most wins in a single year at home for Colorado.
- ✓ Season** – Colorado earned its 16th overall NCAA Tournament appearance, the 15th in 16 years.
- ✓ Season** – The Buffs finished with a record of 17-12, marking the 19th straight season with a .500 record or better. They finished the non-conference schedule at 4-3, marking the 18th straight season above .500. CU finished the conference season 12-8 and tied for fourth with Iowa State.
- ✓ Career** – Ashley Nu'u ended her career in several of CU's career charts. She is third in assists (4,315), 30th in kills (541), 25th in digs (573) and 14th in blocks (243). Lara Bossow ranks ninth in career blocks (264) and hitting percentage (.2921). Austin Zimmerman ranks eighth in hitting percentage (.2922), 11th in blocks (252) and 30th in digs (451).
- ✓ Awards** – Ashley Nu'u became the first Buff to be named to the AVCA All-American Third Team and the Asics/Volleyball Magazine All-American honorable mention team. Nu'u was also an AVCA All-Central Region and All-Big 12 First Team honoree. Amber Sutherland and Lauren Schaefer were All-Big 12 honorable mention selections. Austin Zimmerman and Alex Buth were both named the Academic All-Big 12 First Team and Therese Vinal was named to the inaugural Big 12 Good Works Team.

Team Roster

No.	Name	Pos.	Ht.	Cl.	Exp.	Hometown (High School / College)
1	Emilee Sisco	OH	6-4	Fr.	HS	Enumclaw, Wash. (Enumclaw)
2	Ashley Nu'u	S	5-10	Sr.	3L	Aurora, Colo. (Smoky Hill)
3	Amber Nu'u	OH	5-11	Sr.	3L	Aurora, Colo. (Smoky Hill)
4	Lauren Schaefer	MB	6-3	So.	1L	Mountain View, Calif. (Los Altos)
6	Callie Webster	DS/L	5-10	So.	TR	Mercer Island, Wash. (Mercer Island/New Hampshire)
7	Austin Zimmerman	MB	6-0	Sr.	3L	Cheney, Wash. (Lewis and Clark)
8	Alexandra Buth	RS	5-10	So.	1L	East Grand Rapids, Mich. (East Grand Rapids)
10	Kelsey Loop	OH	5-10	So.	TR	Valley Center, Kansas (Circle/Wyoming)
11	Lara Bossow	MB	6-0	Sr.	3L	Vail, Colo. (Vail Mountain School)
12	Amber Sutherland	OH	5-10	Jr.	2L	Glenwood Springs, Colo. (Glenwood Springs)
13	Jessica Drexler	MB/OH	5-10	Fr.	HS	Colorado Springs, Colo. (Lewis-Palmer)
14	Ashley VenHorst	DS/L	5-7	So.	1L	Bettendorf, Iowa (Pleasant Valley)
16	Therese Vinal	DS/L	5-8	Jr.	2L	Santa Clara, Calif. (Presentation)
21	Kristen Karlik	DS/L	5-7	Jr.	TR	Colorado Springs, Colo. (Rampart/Colorado State)
22	Kaitlyn Burkett	S	6-1	Fr.	HS	Colorado Springs, Colo. (St. Mary's)
77	Mallori Gibson	OH	5-11	Fr.	1L	Bakersfield, Calif. (Foothill)

HEAD COACH: Pi'i Aiu (Colorado '89)

ASSISTANT COACHES: Jill Thomason (Wyoming '95), Erik Sullivan (UCLA '95)



2007

(6-22 – 1-19 Big 12 (12th) – 4-9 Home – 0-12 Away – 2-1 Neutral)

Date	Opponent (Rank)	Rank	W/L	Rec	Score	Score-by-Game	Team Statistical Totals								Individual Statistical Leaders			
							K	Att%	Ast	SA	Dig	TB	Kills	Digs	Blocks	Assists		
8/24	#Tulane		L	0-1	2-3	30-21, 30-27, 28-30, 20-30, 14-16	70	.247	60	2	80	15	Gibson (21)	Webster (21)	Schaefer (7)	Burkett (60)		
8/25	#Furman		L	0-2	2-3	30-14, 30-24, 25-30, 28-30, 12-15	67	.231	57	13	62	6	Loop (18)	Webster (19)	Buth (3)	Burkett (41)		
8/31	%UNCW		W	1-2	3-0	30-17, 30-18, 30-12	57	.534	53	11	34	5	Gibson (16)	Webster (10)	Steinhaus (4)	Burkett (48)		
9/1	%CENTRAL FLORIDA		W	2-2	3-0	30-26, 30-22, 30-23	56	.339	52	2	44	6	Schaefer (14)	CW, AB (10)	Edelman (5)	Burkett (48)		
9/2	%CALIFORNIA (11)		W	3-2	3-0	30-28, 30-25, 30-28	50	.228	43	3	41	2	Sisco (9)	Webster (11)	Schaefer (2)	Burkett (37)		
9/6	\$Colorado State		L	3-3	0-3	28-30, 27-30, 28-30	48	.214	44	3	35	5	Gibson (18)	Webster (11)	Schaefer (3)	Burkett (38)		
9/7	\$Winthrop		W	4-3	3-0	30-19, 30-28, 30-26	50	.248	45	2	40	7	Gibson (15)	Webster (15)	Edelman (4)	Burkett (36)		
9/8	\$Miami University		W	5-3	3-0	30-21, 30-26, 30-14	43	.243	37	4	46	9	Gibson (13)	Webster (17)	Edelman (6)	Burkett (33)		
9/12	*Texas Tech		L	5-4/0-1	2-3	19-30, 24-30, 30-24, 30-27, 12-15	74	.138	69	6	79	6	Buth (21)	Buth (23)	Buth (4)	Burkett (60)		
9/19	*BAYLOR		L	5-5/0-2	2-3	26-30, 32-30, 30-27, 26-30, 14-16	72	.168	68	8	55	7	Gibson (20)	Webster (21)	Edelman (4)	Burkett (61)		
9/22	*KANSAS STATE (16)		L	5-6/0-3	2-3	24-30, 30-24, 30-27, 27-30, 10-15	72	.227	63	2	75	18	Buth (21)	Webster (28)	Edelman (12)	Burkett (58)		
9/26	*Oklahoma (25)		L	5-7/0-4	2-3	30-21, 30-16, 18-30, 27-30, 10-15	57	.169	53	5	82	15	Buth (15)	Webster (22)	Edelman (7)	Burkett (48)		
9/29	*Texas (7)		L	5-8/0-5	0-3	19-30, 20-30, 27-30	41	.211	41	3	36	0	Sisco (13)	Webster (13)	NO BLOCKS	Burkett (34)		
10/3	*MISSOURI		L	5-9/0-6	2-3	20-30, 19-30, 30-26, 30-28, 9-15	75	.158	66	1	93	10	Buth (19)	Webster (33)	SE, AB (5)	Burkett (53)		
10/6	*NEBRASKA (2)		L	5-10/0-7	0-3	25-30, 18-30, 20-30	36	.132	35	2	53	6	Edelman (10)	Webster (18)	Edelman (5)	Burkett (33)		
10/10	*Kansas		L	5-11/0-8	1-3	23-30, 26-30, 30-22, 27-30	59	.218	57	7	54	12	Schaefer (16)	Webster (19)	Gibson (5)	Burkett (54)		
10/13	*Texas A&M		L	5-12/0-9	1-3	30-26, 22-30, 25-30, 17-30	63	.253	59	4	55	6	Edelman (12)	Buth (15)	Schaefer (4)	Burkett (50)		
10/17	*IOWA STATE		L	5-13/0-10	2-3	30-24, 24-30, 30-25, 19-30, 13-15	58	.155	53	3	60	26	Buth (15)	Webster (21)	Schaefer (12)	Burkett (47)		
10/20	*Baylor		L	5-14/0-11	2-3	22-30, 30-22, 30-24, 17-30, 9-15	63	.195	61	9	75	6	Schaefer (19)	Webster (19)	Edelman (6)	Burkett (55)		
10/24	*OKLAHOMA (21)		L	5-15/0-12	1-3	27-30, 30-24, 29-31, 25-30	67	.243	61	5	63	11	Schaefer (24)	Webster (22)	KB, SE, MG (4)	Burkett (56)		
10/27	*TEXAS (5)		L	5-16/0-13	0-3	27-30, 19-30, 28-30	48	.194	45	4	37	6	Schaefer (13)	CW, AV (8)	Schaefer (5)	Burkett (42)		
10/31	*Iowa State		L	5-17/0-14	0-3	23-30, 17-30, 20-30	36	.167	36	4	31	4	Buth (11)	Webster (10)	Steinhaus (3)	Burkett (27)		
11/3	*TEXAS TECH		W	6-17/1-14	3-1	32-34, 30-20, 30-15, 30-19	81	.344	76	8	43	11	Sisco (27)	Webster (14)	Burkett (7)	Burkett (66)		
11/7	*Nebraska (2)		L	6-18/1-15	0-3	17-30, 22-30, 20-30	29	.129	29	3	40	6	Sisco (13)	Webster (10)	RS, SE (3)	Burkett (29)		
11/10	*KANSAS		L	6-19/1-16	2-3	30-16, 30-24, 24-30, 31-33, 11-15	76	.271	70	10	54	14	Sisco (30)	Webster (18)	Steinhaus (9)	Burkett (62)		
11/17	*Kansas State (12)		L	6-20/1-17	0-3	17-30, 26-30, 16-30	37	.168	35	0	39	2	Edelman (12)	Webster (9)	Buth (2)	Burkett (30)		
11/21	*TEXAS A&M		L	6-21/1-18	1-3	30-28, 17-30, 25-30, 23-30	61	.147	58	2	63	7	Edelman (16)	Webster (21)	Edelman (6)	Burkett (51)		
11/24	*Missouri		L	6-22/1-19	0-3	20-30, 23-30, 22-30	44	.173	42	1	38	4	Buth (13)	Webster (10)	Buth (3)	Burkett (28)		

*Big 12 Conference Match; #-Sugar Bowl Classic, New Orleans, Louisiana; % Colorado Invitational, Boulder; \$-Colorado State Tournament

Team Statistics

Name	G	K	K/G	E	TA	Pct.	A	A/G	SA	SE	SA/G	RE	DIG	D/G	BS	BA	TOT.	B/G	BE	BHE	PTS
Schaefer	1	1	1.00	0	11.000	0.00	0	0.00	0	0	0.00	0	0	0.00	0	0	0	0.00	0	0	1.0
Karlik	41	1	0.02	0	2.500	3.07	0	0.00	11	59	1.44	0	0	0.00	0	0	0.00	0	0	0	1.0
Schaefer	75	233	3.11	52	503.360	4.05	3	0.04	1	29	0.39	10	52	62	0.83	6	1	272.0			
Burkett	108	88	0.81	21	244.275	1285	11.90	20	32	0.19	1	170	1.57	9	52	61	0.56	4	38	143.0	
Buth	109	333	3.06	124	801.261	67	0.61	16	69	0.15	17	262	2.40	5	71	76	0.70	4	6	389.5	
Webster	109	6	0.06	1	20.250	33	0.30	25	15	0.23	44	466	4.28	0	0	0	0.00	0	2	31.0	
Edelman	105	219	2.09	93	535.236	7	0.07	8	10	0.08	0	48	0.46	13	94	107	1.02	7	3	287.0	
Sisco	83	248	2.99	141	688.156	2	0.02	16	25	0.19	0	52	0.63	5	19	24	0.29	0	1	278.5	
Gibson	104	322	3.10	177	950.153	10	0.10	27	73	0.26	2	90	0.87	11	28	39	0.38	3	2	374.0	
Loop	46	85	1.85	51	250.136	4	0.09	3	19	0.07	1	18	0.39	0	9	9	0.20	0	1	92.5	
Steinhaus	47	43	0.91	30	131.099	3	0.06	3	4	0.06	0	13	0.28	3	27	30	0.64	5	0	62.5	
Wicks	11	11	1.00	8	31.097	0	0.00	0	4	0.00	0	5	0.45	0	0	0	0.00	0	1	11.0	
Fanelli	8	0	0.00	0	5.000	33	4.12	0	0	0.00	0	3	0.38	0	0	0	0.00	0	2	0.0	
Vinal	3	0	0.00	0	0.000	0	0.00	0	0	0.00	0	0	0.00	0	0	0	0.00	0	0	0.0	
VenHorst	103	0	0.00	0	3.000	10	0.10	3	6	0.03	33	160	1.55	0	0	0	0.00	0	0	3.0	
Henry	86	0	0.00	0	0.000	7	0.08	3	12	0.03	23	132	1.53	0	0	0	0.00	0	1	3.0	
Team																					
COLORADO	109	1590	14.59	698	4164	.214	1468	13.47	127	272	1.17	143	1507	13.83	56	352	232.0	2.13	29	58	1949.0
Opponents	109	1642	15.06	645	4050	.246	1507	13.83	144	231	1.32	127	1570	14.40	69	603	370.5	3.40	68	73	2156.5

Team Roster

No.	Name	Pos.	Ht.	Cl.	Exp.	Hometown (High School / College)
1	Emilee Sisco	OH	6-4	So.	1L	Enumclaw, Wash. (Enumclaw)
2	Schylur Edelman	MB	6-1	Fr.	HS	Sterling, Colo. (Sterling)
3	Christan Schaefer	OH	6-0	Fr.	HS	Mountain View, Calif. (Los Altos)
4	Lauren Schaefer	MB	6-3	Jr.	2L	Mountain View, Calif. (Los Altos)
5	Lauren Fanelli	S	5-9	Fr.	HS	Moon Township, Penn. (Moon Area)
6	Callie Webster	L	5-10	Jr.	1L	Mercer Island, Wash. (New Hampshire/Mercer Island)
7	Kristin Martell	MB/RS	6-1	Fr.	HS	The Woodlands, Texas (The Woodlands)
8	Alexandra Buth	RS	5-10	Jr.	2L	East Grand Rapids, Mich. (East Grand Rapids)
9	Kirsten Wicks	OH	6-2	Fr.	HS	Wheaton, Ill. (Wheaton)
10	Kelsey Loop	OH	5-10	Jr.	1L	Valley Center, Kansas (Wyoming/Circle)
11	Rosie Steinhaus	MB	6-1	Fr.	HS	Flagstaff, Ariz. (Flagstaff)
12	Amber Sutherland	OH	5-10	Sr.	3L	Glenwood Springs, Colo. (Glenwood Springs)
14	Ashley VenHorst	DS/L	5-7	Jr.	2L	Bettendorf, Iowa (Pleasant Valley)
16	Therese Vinal	DS/L	5-8	Sr.	3L	Santa Clara, Calif. (Presentation)
21	Kristen Karlik	DS/L	5-7	Sr.	1L	Colorado Springs, Colo. (Colorado State/Rampart)
22	Kaitlyn Burkett	S/H	6-1	So.	1L	Colorado Springs, Colo. (St. Mary's)
23	Ellen Henry	DS	5-6	Fr.	HS	Long Beach, Calif. (Wilson)
77	Mallori Gibson	OH	5-11	So.	1L	Bakersfield, Calif. (Foothill)

Head Coach: Pi'i Aiu (Colorado '89)
Associate Head Coach: Jill Thomason (Wyoming '95)
Assistant Coach: Erik Sullivan (UCLA '95)

2007 Milestones

- ✓ **Aug. 31** – The Buffs recorded a school record .534 attack percentage against UNC-Wilmington at the Colorado Invitational. They recorded 57 kills with 10 errors on 88 swings. The mark tied for the best in the conference all season.
- ✓ **Sept. 2** – Colorado upset then-No. 11 ranked California in three games to cap off the CU Invite. It was the Bears' first loss of the season. Cal eventually went on to knock Nebraska out of the NCAA Tournament and finish in the top four. Kaitlyn Burkett and Lauren Schaefer were named to the all-tournament team and Alex Buth was named the tournament MVP.
- ✓ **Sept. 12** – Alex Buth became the first Buff since 2002 to record a 20-20 double-double when she recorded 21 kills and 23 digs against Texas Tech. She also led the team with four blocks.
- ✓ **Oct. 3** – Callie Webster picked up 33 digs against Missouri to become the first Buff since 1995 to record 30 or more digs in a match. The 33 digs ties for ties on the single match chart with Rachel Wacholder. Webster was named the Big 12 Defensive Player of the Week.
- ✓ **Oct 17** – The Buffs put up a team record and Coors Events Center record 26.0 blocks against Iowa State. There were five block solos and 42 blocks assists (the 42 assists were also a record). CU had three players with 10 or more blocks in the match. Lauren Schaefer led the Buffs with 12 blocks (one solo, 11 assists). Schylur Edelman added two solos and nine assists (11) and Kaitlyn Burkett put up one solo and nine assists (10).
- ✓ **Nov. 3** – The Buffs won their first Big 12 match of the season against Texas Tech. The win snapped a 14-match losing streak.
- ✓ **Season** – The Buffs finished the season with a 6-22 record (1-19 Big 12). It was just the second time in program history that CU recorded 20 or more losses in a season (1987; 20).
- ✓ **Season** – The Buffs finished the non-conference schedule at 5-3, marking the 19th straight season above .500.
- ✓ **Season** – Callie Webster recorded 466 digs on the year to rank second on the single season chart. Schylur Edelman became the first freshman middle blocker since 2002 to average over 1.00 blocks per game (1.02).
- ✓ **Career** – Kristen Karlik ended her two-year career at CU ranked 28th in digs (501).
- ✓ **Awards** – Alex Buth and Therese Vinal were both named the Academic All-Big 12 First Team. Kaitlyn Burkett, Kristen Karlik and Lauren Schaefer were members of the Academic All-Big 12 Second Team. Buth was also named to the Big 12 Good Works Team.

HISTORY



2008

(13-16 – 7-13 Big 12 (18th) – 6-7 Home – 3-9 Away – 4-0 Neutral)

Date	Opponent (Rank)	Rank	W/L	Rec	Score	Score-by-Game	Team Statistical Totals							Individual Statistical Leaders			
							K	Att%	As	SA	Dig	TB	Kills	Digs	Blocks	Assists	
8/29	#Troy		W	1-0	3-0	25-20, 25-19, 25-22	44	.312	42	8	37	7	Buth (13)	VenHorst (9)	L. Schaefer (4)	Burkett (33)	
8/30	#Arkansas-Pine Bluff		W	2-0	3-0	25-13, 25-11, 25-9	40	.395	38	7	42	2	Buth (9)	Sutherland (11)	4 tied (1)	Burkett (26)	
8/30	#Mississippi State		W	3-0	3-0	25-19, 25-21, 25-21	39	.286	36	6	41	8	Edelman (8)	Burkett (12)	Edelman (4)	Burkett (23)	
9/5	%Arkansas-Little Rock		W	4-0	3-1	15-25, 25-20, 25-23, 27-25	54	.192	53	6	83	8	Buth (17)	Buth (22)	L. Schaefer (5)	Burkett (46)	
9/6	%Texas Southern		W	5-0	3-0	25-12, 25-8, 25-9	38	.367	35	5	34	8	Buth (13)	Webster (10)	Edelman (6)	Burkett (32)	
9/6	%Texas A&M-Corpus Christi		W	6-0	3-0	25-11, 25-23, 25-11	41	.268	38	5	55	9	SE, LS,AS (9)	Webster (17)	L. Schaefer (5)	Burkett (33)	
9/10	\$COLORADO ST. (21)		L	6-1	1-3	23-25, 23-25, 25-19, 16-25	50	.144	45	4	52	13	Edelman (13)	Webster (22)	Edelman (8)	Burkett (40)	
9/11	\$FLORIDA (8)		L	6-2	1-3	22-25, 20-25, 25-22, 18-25	52	.160	49	4	45	3	Buth (16)	Webster (11)	SE, AB (2)	Burkett (43)	
9/13	\$NORTH CAROLINA		L	6-3	1-3	17-25, 25-23, 21-25, 25-27	56	.114	51	2	90	13	Sisco (16)	Webster (25)	L. Schaefer (7)	Burkett (42)	
9/17	*KANSAS		W	7-3/1-0	3-2	25-18, 26-28, 15-25, 26-24, 15-12	64	.179	57	1	70	13.5	Penewell (14)	Webster (23)	Penewell (8)	Burkett (50)	
9/20	*Kansas State (18)		L	7-4/1-1	0-3	15-25, 16-25, 19-25	31	.200	30	0	34	1	Sutherland (10)	Webster (9)	SE, AB (11)	Burkett (23)	
9/27	*TEXAS A&M		W	8-4/2-1	3-2	16-25, 23-25, 25-22, 25-20, 15-9	70	.249	68	1	57	5	Buth (26)	CW, AB (17)	SE, AB (3)	Burkett (61)	
10/1	*Baylor		L	8-5/2-2	0-3	10-25, 14-25, 13-25	14	-.083	13	3	28	2	Sisco (4)	Buth (8)	Penewell (2)	Burkett (12)	
10/4	*Nebraska (2)		L	8-6/2-3	0-3	19-25, 15-25, 24-26	28	.140	27	3	24	5	Sisco (9)	Webster (8)	SE, AB (3)	Burkett (26)	
10/8	*TEXAS TECH		W	9-6/3-3	3-0	25-21, 25-16, 25-11	42	.372	34	3	28	11	Sisco (12)	CW, AB (7)	L. Schaefer (6)	Burkett (31)	
10/11	*TEXAS (3)		L	9-7/3-4	1-3	19-25, 23-25, 25-21, 20-25	61	.262	57	2	49	9	Sisco (18)	VenHorst (13)	L. Schaefer (5)	Burkett (48)	
10/15	*Oklahoma		L	9-8/3-5	0-3	15-25, 21-25, 15-25	25	.053	22	1	31	3	Buth (11)	VenHorst (10)	Edelman (2)	Burkett (19)	
10/18	*IOWA STATE		W	10-8/4-5	3-2	22-25, 26-24, 21-25, 28-26, 15-12	71	.238	65	1	71	17.5	AB, AS (17)	Webster (25)	Edelman (9)	Burkett (56)	
10/22	*Missouri		L	10-9/4-6	0-3	18-25, 23-25, 17-25	32	.073	29	0	62	10	Sutherland (13)	Webster (19)	Edelman (7)	Burkett (22)	
10/25	*Texas Tech		W	11-9/5-6	3-2	20-25, 22-25, 25-20, 25-23, 19-17	64	.185	61	4	76	11.5	Sutherland (21)	Webster (24)	Penewell (8)	Burkett (46)	
10/29	*NEBRASKA (2)		W	12-9/6-6	3-1	25-19, 27-25, 18-25, 25-16	45	.188	41	6	61	14.5	Sisco (17)	CW, AB (16)	SE, KB (6)	Burkett (33)	
11/5	*Kansas		L	12-10/6-7	0-3	13-25, 28-30, 17-25	34	.117	33	1	44	6	SE, LS (9)	CW, AB (11)	Burkett (4)	Burkett (30)	
11/8	*BAYLOR		L	12-11/6-8	0-3	21-25, 19-25, 23-25	35	.088	34	2	44	6	Buth (7)	Buth (14)	AS, SE (3)	Burkett (26)	
11/12	*KANSAS STATE (14)		L	12-12/6-9	1-3	25-23, 20-25, 18-25, 25-27	56	.236	53	2	68	9.5	ES, LS (12)	Buth (19)	Edelman (5)	Burkett (43)	
11/15	*MISSOURI		L	12-13/6-10	1-3	23-25, 22-25, 25-20, 20-25	53	.165	53	5	83	12.5	L. Schaefer (14)	Webster (23)	Burkett (7)	Burkett (50)	
11/19	*Iowa State		L	12-14/6-11	1-3	25-21, 19-25, 30-32, 15-25	51	.160	48	3	71	8	Sisco (18)	Webster (16)	Edelman (6)	Burkett (39)	
11/22	*Texas A&M		L	12-15/6-12	0-3	20-25, 11-25, 21-25	38	.162	36	1	29	3.5	Sisco (10)	Webster (10)	AP, AB (2)	Burkett (33)	
11/26	*OKLAHOMA		W	13-15/7-12	3-0	26-24, 25-22, 25-23	48	.205	46	1	57	6	Sisco (14)	Webster (19)	L. Schaefer (4)	Burkett (43)	
11/29	*Texas (3)		L	13-16/7-13	0-3	21-25, 13-25, 17-25	32	.140	30	1	34	3	Sisco (12)	Webster (14)	L. Schaefer (2)	Burkett (27)	

*Big 12 Conference Match; #-Mississippi State Classic, Mississippi State, Mississippi; %-Islander Holiday Inn-Emerald Beach Invitational, Corpus Christi, Texas; \$-Colorado Invitational, Boulder

Team Statistics

Name	S	K	K/S	E	TA	Pct.	A	A/S	SA	SE	SA/S	RE	DIG	D/S	BS	BA	TOT.	B/S	BE	BHE	PTS
Webster	97	3	0.03	0	5	.600	20	0.21	17	8	0.18	20	386	3.98	0	0	0	0.00	0	4	20.0
Burkett	104	84	0.81	19	198	.328	1036	9.96	13	17	0.12	0	225	2.16	7	53	60	0.58	6	4	130.5
Schaefer	84	173	2.06	41	436	.303	5	0.06	1	1	0.01	2	23	0.27	12	57	69	0.82	5	0	214.5
Penewell	29	42	1.45	17	100	.250	2	0.07	4	0	0.14	0	9	0.31	2	31	33	1.14	1	0	63.5
Edelman	103	184	1.79	76	454	.238	15	0.15	5	17	0.05	1	55	0.53	13	87	100	0.97	3	1	245.5
Buth	104	276	2.65	116	784	.204	76	0.73	15	44	0.14	21	283	2.72	3	70	73	0.70	8	4	329.0
Sisco	94	271	2.88	147	816	.152	8	0.09	8	15	0.09	2	73	0.78	4	34	38	0.40	3	1	300.0
Sutherland	104	240	2.31	159	753	.108	33	0.32	20	33	0.19	19	245	2.36	5	24	29	0.28	4	1	277.0
Schaefer	25	18	0.72	13	95	.053	0	0.00	1	2	0.04	0	8	0.32	0	5	5	0.20	0	0	21.5
Fogle	5	1	0.20	1	11	.000	0	0.00	0	0	0.00	0	2	0.40	0	0	0	0.00	0	0	1.0
Martell	5	0	0.00	0	0	.000	0	0.00	0	0	0.00	0	0	0.00	0	0	0	0.00	0	0	0.0
Dykstra	1	0	0.00	0	0	.000	1	1.00	0	0	0.00	0	0	0.00	0	0	0	0.00	0	0	0.0
Wicks	23	16	0.70	17	68	.015	2	0.09	1	4	0.04	2	9	0.39	0	4	4	0.17	0	0	19.0
VenHorst	100	0	0.00	1	2	.500	22	0.22	3	6	0.03	25	167	1.67	0	0	0	0.00	0	0	3.0
Henry	23	0	0.00	1	1	.000	4	0.17	0	1	0.00	4	15	0.65	0	0	0	0.00	0	1	0.0
Team													10								
COLORADO	104	1308	12.58	608	3723	.188	1224	11.77	88	148	0.85	105	1500	14.42	46	365	228.5	2.20	30	16	1624.5
Opponents	104	1419	13.64	599	3790	.216	1307	12.57	105	190	1.01	88	1516	14.58	56	392	252.0	2.42	49	26	1776.0

Team Roster

No.	Name	Pos.	Ht.	Cl.	Exp.	Hometown (High School / College)
1	Emilee Sisco	OH	6-4	Jr.	2L	Enumclaw, Wash. (Enumclaw)
2	Schylur Edelman	MB	6-1	So.	1L	Sterling, Colo. (Sterling)
3	Christan Schaefer	OH	6-0	So.	1L	Mountain View, Calif. (Los Altos)
4	Lauren Schaefer	MB	6-3	Sr.	3L	Mountain View, Calif. (Los Altos)
6	Callie Webster	L	5-10	Sr.	2L	Mercer Island, Wash. (New Hampshire/Mercer Island)
7	Kristin Martell	MB	6-1	Fr.	RS	The Woodlands, Texas (The Woodlands)
8	Alexandra Buth	RS	5-10	Sr.	3L	East Grand Rapids, Mich. (East Grand Rapids)
9	Kirsten Wicks	OH	6-2	So.	1L	Wheaton, Ill. (Wheaton)
11	Rosie Steinhuis	RS	6-1	So.	1L	Flagstaff, Ariz. (Flagstaff)
12	Amber Sutherland	OH	5-10	Sr.	3L	Glenwood Springs, Colo. (Glenwood Springs)
13	Megan Cyr	S	6-0	Fr.	HS	St. Andrews, Manitoba, Canada (Lord Selkirk)
14	Ashley VenHorst	DS/L	5-7	Sr.	3L	Bettendorf, Iowa (Pleasant Valley)
15	Devon Dykstra	L/OH	5-10	Fr.	HS	Redondo Beach, Calif. (Redondo Union)
16	Melanie Naber	MB	6-3	Fr.	HS	Holland, Mich. (West Ottawa)
17	Alex Penewell	MB	5-11	Fr.	HS	Newport Beach, Calif. (Newport Harbor)
21	Becah Fogle	OH	5-11	Fr.	HS	Leander, Texas (Vista Ridge)
22	Kaitlyn Burkett	S	6-1	Jr.	2L	Colorado Springs, Colo. (St. Mary's)
23	Ellen Henry	DS	5-6	So.	1L	Long Beach, Calif. (Wilson)

Head Coach: Pi'i Aiu (Colorado '89)
Associate Head Coach: Jill Thomason (Wyoming '95)
Assistant Coach: Stevie Mussie (Washington '08)

2008 Milestones:

- ✓ Aug. 29 - Sept. 6** - The Buffs started off the 2008 season 6-0 for the first time in school history, totaling the number of wins from the previous season.
- ✓ Aug. 30** - Lauren Schaefer recorded a 1.000 attack percentage against Arkansas-Pine Bluff. Later that day Colorado won its 400th match in school history against Mississippi State in straight sets. Schaefer was named the Mississippi State Classic MVP.
- ✓ Sept. 6** - Alex Buth was named the Islander Holiday Inn-Emerald Beach Invitational MVP after leading CU to three more victories.
- ✓ Sept. 13** - For the first time in the history of the CU Invitational, the Buffs failed to win a match. All three of those losses came at the hands of eventual NCAA Tournament teams (Colorado State, Florida and North Carolina).
- ✓ Sept. 17** - Alex Penewell earned her first start against Kansas and led the team with 14 kills, eight blocks, hit .600 and recorded 18.0 points in the five-set victory.
- ✓ Oct. 25** - The Buffs snapped a two-year conference road losing streak at Texas Tech. The Buffs lost the first two sets and came back to take the next three.
- ✓ Oct. 29** - Colorado defeated No. 2 Nebraska for the second time in three years in just four sets. The Buffs held NU to a .153 hitting percentage, it's lowest of the season. CU is one of two teams to defeat the Huskers twice in the last five years. Callie Webster was named the Big 12 Defensive Player of the Week for her performance.
- ✓ Season** - The Buffs finished the season with a 13-16 record (7-13 Big 12) and doubled their wins from the previous season. They finished tied for eighth in the league.
- ✓ Season** - The Buffs finished the non-conference schedule at 6-3, marking the 20th straight season above .500.
- ✓ Season** - Callie Webster recorded 386 digs on the year to rank 11th on the single season chart. Schylur Edelman led the Buffs for the second straight year in blocks with 100 which ranks 18th. Kaitlyn Burkett also ranked 18th in assists with 1,036.
- ✓ Career** - Amber Sutherland became the 13th Buff to record 1,000-career kills and Callie Webster became the 13th to record 1,000-career digs. Sutherland ranks 10th in career kills, ninth in attacks, 21st in attack percentage and 15th in digs. Webster finished her career 12th in career digs. Lauren Schaefer wrapped up her career ranking fourth in attack percentage and seventh in blocks. Alex Buth topped off her career ranking 16th in career kills and attacks, 14th in assists, 15th in aces, 18th in digs and 20th in blocks.
- ✓ Career** - Head Coach Pi'i Aiu finished his career with 199 wins and is CU's all-time winningest coach. He stepped down on Jan. 12, 2009. Liz Kritza was named the head coach on Feb. 10.
- ✓ Awards** - Alex Buth was named the Academic All-Big 12 First Team. Kaitlyn Burkett, Lauren Schaefer, Amber Sutherland and Ashley VenHorst were members of the Academic All-Big 12 Second Team. Buth was also named to the Big 12 Fall Chick-Fil-A Community of Champions.

HISTORY



2009

(7-22 - 2-18 Big 12 (11th) - 2-10 Home - 2-12 Away -3 -0 Neutral)

Date	Opponent (Rank)	Rank	W/L	Rec	Score	Score-by-Game	Team Statistical Totals								Individual Statistical Leaders			
							K	Att%	Ast	SA	Dig	TB	Kills	Digs	Blocks	Assists		
8/28	#Valparaiso		W	1-0	3-0	31-29, 25-23, 25-21	47	.226	45	11	46	8	Fogle (17)	Henry (15)	Cyr (3)	Cyr (37)		
8/29	#Florida (8)		L	1-1	0-3	20-25, 22-25, 15-25	28	.259	23	3	19	4	Fogle (10)	Lindroth (6)	Penewell (2)	Burkett (11)		
9/1	Northern Colorado		L	1-2	0-3	20-25, 17-25, 16-25	30	.109	30	1	42	9	Fogle (11)	Henry (12)	NK, MC (3)	Burkett (17)		
9/4	%Fairfield		W	2-2	3-0	29-27, 25-20, 25-19	28	.152	26	10	39	18	Fogle (10)	Fogle (10)	Kinzer (6)	Burkett (15)		
9/5	%Georgetown		W	3-2	3-1	18-25, 25-17, 25-17, 26-24	46	.206	42	8	61	14	Fogle (14)	Lindroth (18)	4 tied with (3)	Burkett (35)		
9/5	%Yale		L	3-3	0-3	22-25, 11-25, 9-25	29	.122	29	0	46	1	Fogle (13)	Fogle (12)	Schroeder (1)	Burkett (24)		
9/11	\$Denver		W	4-3	3-0	26-24, 25-18, 25-20	37	.167	34	3	34	16	Fogle (11)	Henry (9)	Kinzer (9)	Burkett (30)		
9/11	\$San Diego (24)		L	4-4	0-3	24-26, 21-25, 16-25	29	.160	28	2	35	12	Steinhaus (9)	Henry (10)	3 tied with (3)	Burkett (24)		
9/12	\$CAL POLY		W	5-4	3-0	25-19, 28-26, 26-24	47	.220	43	0	47	17	Steinhaus (14)	Henry (11)	3 tied with (4)	Burkett (36)		
9/16	*Iowa State (10)		L	5-5/0-1	0-3	18-25, 14-25, 13-25	27	.124	24	3	29	6	Steinhaus (9)	Henry (8)	RS, KS (2)	Burkett (18)		
9/19	*NEBRASKA (8)		L	5-6/0-2	0-3	15-25, 22-25, 13-25	19	.042	17	1	36	21	Fogle (6)	Steinhaus (9)	3 tied with (4)	Burkett (14)		
9/23	*TEXAS (2)		L	5-7/0-3	0-3	14-25, 18-25, 8-25	30	.049	29	1	23	2	Fogle (14)	Steinhaus (7)	KS, NK (1)	Burkett (28)		
9/26	*OKLAHOMA		L	5-8/0-4	0-3	17-25, 16-25, 14-25	23	.038	23	1	31	6	Steinhaus (9)	Burkett (9)	Fogle (2)	Burkett (21)		
9/30	*Kansas		L	5-9/0-5	1-3	23-25, 25-22, 19-25, 19-25	48	.182	47	4	45	19	KS, RS (13)	Fogle (15)	Edelman (5)	Burkett (41)		
10/3	*BAYLOR (19)		L	5-10/0-6	0-3	14-25, 19-25, 15-25	31	.138	30	1	51	4	Fogle (10)	Steinhaus (11)	Kinzer (2)	Burkett (23)		
10/7	*Missouri		L	5-11/0-7	1-3	15-25, 14-25, 27-25, 18-25	36	.099	36	5	56	11	Fogle (10)	Schroeder (14)	Kinzer (5)	Cyr (20)		
10/14	*TEXAS TECH		W	6-11/1-7	3-1	25-23, 21-25, 25-19, 25-17	56	.209	54	2	57	24	Steinhaus (16)	Evanyo (14)	Kinzer (6)	Cyr (47)		
10/17	*Texas A&M (22)		L	6-12/1-8	1-3	17-25, 11-25, 25-23, 17-25	43	.148	39	3	47	10	Steinhaus (13)	Evanyo (13)	Kinzer (3)	Burkett (26)		
10/21	*KANSAS STATE		L	6-13/1-9	1-3	19-25, 25-19, 21-25, 17-25	46	.154	45	4	64	13	Steinhaus (15)	Evanyo (18)	Steinhaus (5)	Burkett (31)		
10/24	*Texas (2)		L	6-14/1-10	0-3	23-25, 12-25, 15-25	32	.188	31	5	26	2	Schroeder (11)	Lindroth (8)	BF, KB (1)	Burkett (29)		
10/28	*Oklahoma		L	6-15/1-11	0-3	20-25, 12-25, 16-25	30	.090	29	2	47	4	Steinhaus (9)	Schroeder (9)	4 tied with (1)	Burkett (27)		
10/31	*IOWA STATE (9)		L	6-16/1-12	0-3	21-25, 14-25, 16-25	37	.175	36	0	37	6	RS, BF (12)	Fogle (12)	SE, BF (2)	Burkett (31)		
11/4	*KANSAS		L	6-17/1-13	0-3	22-25, 23-25, 16-25	41	.227	36	2	44	12	Fogle (13)	Schroeder (6)	Edelman (6)	Burkett (22)		
11/7	*Texas Tech		W	7-17/2-13	3-0	25-21, 25-23, 25-18	46	.313	46	3	37	11	Fogle (14)	Fogle (15)	SE, NK (3)	Burkett (40)		
11/11	*Baylor (21)		L	7-18/2-14	0-3	14-25, 15-25, 14-25	25	.064	25	4	39	4	Fogle (8)	Fogle (11)	Kinzer (2)	Cyr (21)		
11/14	*MISSOURI		L	7-19/2-15	1-3	27-29, 23-25, 25-19, 19-25	61	.225	58	5	61	7	Schroeder (16)	Lindroth (19)	Edelman (2)	Burkett (46)		
11/21	*Kansas State		L	7-20/2-16	0-3	21-25, 15-25, 16-25	32	.122	31	1	61	5	Evanyo (8)	KS, MC (14)	Edelman (2)	Burkett (17)		
11/25	*TEXAS A&M		L	7-21/2-17	0-3	21-25, 19-25, 15-25	27	.053	24	1	51	8	Fogle (12)	Lindroth (19)	Edelman (3)	Burkett (13)		
11/28	*Nebraska (8)		L	7-22/2-18	0-3	16-25, 11-25, 11-25	23	.104	22	0	31	2	Schroeder (7)	Fogle (9)	SE, MC (1)	Burkett (12)		

*Big 12 Conference Match; #-Campus USA Credit Union Invite, Gainesville, Fla.; % 2009 Yale Invitational, New Haven, Conn.; \$-Colorado Invitational

Team Statistics

Name	G	K	K/S	E	TA	Pct.	A	A/S	SA	SE	SA/S	RE	DIG	D/S	BS	BA	TOT	B/S	BE	BHE	PTS
Kaitlyn Burkett	86	67	0.78	11	149	.376	646	7.51	8	24	0.09	0	151	1.76	3	22	25	0.29	5	6	89.0
Schylur Edelman	57	85	1.49	30	229	.240	12	0.21	3	17	0.05	1	43	0.75	4	32	36	0.63	3	3	108.0
Nikki Kinzer	87	65	0.75	27	177	.215	12	0.14	3	4	0.03	1	13	0.15	4	60	64	0.74	4	2	287.0
Rosie Steinhaus	91	243	2.67	104	712	.195	17	0.19	18	29	0.20	6	156	1.71	3	46	49	0.54	7	2	287.0
Megan Cyr	62	20	0.32	9	66	.167	211	3.40	12	28	0.19	2	64	1.03	1	14	15	0.24	2	3	40.0
Becah Fogle	89	289	3.25	166	930	.132	11	0.12	16	43	0.18	35	225	2.53	5	20	25	0.28	6	2	320.0
Kerra Schroeder	94	236	2.51	144	948	.097	24	0.26	17	31	0.18	22	199	2.12	6	34	40	0.43	6	3	276.0
Alex Penewell	31	16	0.52	12	56	.071	5	0.16	0	0	0.00	0	5	0.16	1	21	22	0.71	0	1	27.5
Katie Evanyo	46	11	0.24	8	46	.065	7	0.15	3	3	0.07	15	95	2.07	0	0	0	0.00	0	0	14.0
Ellen Ribar	1	0	0.00	0	0	.000	0	0.00	0	0	0.00	0	0	0.00	0	0	0	0.00	0	0	0.0
Ellen Henry	43	0	0.00	0	1	.000	15	0.35	2	15	0.05	13	112	2.60	0	0	0	0.00	0	0	0.0
Kassidi Warnock	26	2	0.00	0	0	.000	3	0.12	0	2	0.00	3	13	0.50	0	0	0	0.00	0	1	0.0
Sofia Lindroth	69	2	0.03	2	21	.000	15	0.22	4	23	0.06	28	166	2.41	0	0	0	0.00	0	0	6.0
Team							16														
COLORADO	94	1034	11.00	513	3335	.156	982	10.45	86	219	0.91	142	1242	13.21	27	249	151.5	1.61	33	23	1271.5
Opponents	94	1335	14.20	496	3313	.253	1235	13.14	142	176	1.51	86	1508	16.04	55	309	290.5	2.23	35	20	1686.5

Team Roster

No.	Name	Pos.	Ht.	Cl.	Exp.	Hometown (High School / College)
2	Schylur Edelman	MB	6-1	Jr.	2L	Sterling, Colo. (Sterling)
3	Sofia Lindroth	OH	5-8	Jr.	TR	Edwards, Colo. (Battle Mountain)
6	Kerra Schroeder	OH	6-0	Fr.	HS	San Diego, Calif. (Torrey Pines)
7	Kristin Martell	MB	6-1	So.	RS/1L	The Woodlands, Texas (The Woodlands)
8	Nikki Kinzer	MB	6-2	Fr.	HS	Colorado Springs, Colo. (Rampart)
11	Rosie Steinhaus	OH	6-1	So.	RS/1L	Flagstaff, Ariz. (Flagstaff)
13	Megan Cyr	S	6-0	Fr.	RS	St. Andrews, Manitoba, Canada (Lord Selkirk)
15	Kassidi Warnock	DS/L	5-7	Fr.	HS	Colorado Springs, Colo. (Liberty)
16	Ellen Ribar	S	5-10	Fr.	HS	Elmhurst, Ill. (York)
19	Katie Evanyo	OH/DS/L	5-10	Jr.	TR	Littleton, Colo. (Chatfield/Florida Atlantic)
21	Becah Fogle	OH	5-11	So.	1L	Leander, Texas (Vista Ridge)
22	Kaitlyn Burkett	S	6-1	Sr.	3L	Colorado Springs, Colo. (St. Mary's)

Head Coach: Liz Kritza (Tulane '00)

Assistant Coach: Tom Hogan (Miami University (Ohio) '02)

Assistant Coach: Meg Henican (Notre Dame '06)

2009 Milestones:

- ✓ **Aug. 28** - CU recorded its first win in the Liz Kritza era against Valparaiso. The Buffs won in three sets.
- ✓ **Sept. 16-23** - CU opened the conference schedule against three top-10 programs in Iowa State, Nebraska and Texas. The last time the Buffs faced three ranked opponents to open league play was in 2005
- ✓ **Oct. 14** - Colorado snapped a seven-match losing streak with a four-set win against Texas Tech in Boulder.
- ✓ **Nov. 7** - The Buffs completed the sweep of TTU with a three-set win in Lubbock, Texas. It was their first season series sweep since 2008.
- ✓ **Season** - The Buffs finished the season with a 7-22 record (2-18 Big 12). They finished 10th in the league.
- ✓ **Season** - Colorado finished the non-conference schedule at 5-4, marking the 21st straight season above .500.
- ✓ **Season** - Becah Fogle recorded eight double-doubles on the season to lead the Buffs. Rosie Steinhaus and Kerra Schroeder each added two. Fogle ranked seventh in the Big 12 with 3.29 kills per set.
- ✓ **Career** - Kaitlyn Burkett became the sixth Buff to record more than 3,000 career assists against Nebraska (11/28) and finished with 3,001.
- ✓ **Awards** - Rosie Steinhaus was named the Academic All-Big 12 First Team. Kaitlyn Burkett was a member of the Academic All-Big 12 Second Team and was also named to the Big 12 Fall Chick-Fil-A Community of Champions.

HISTORY



2010

(6-20 – 3-17 Big 12 (10th) – 3-9 Home – 1-11 Away – 2-0 Neutral)

Date	Opponent (Rank)	Rank	W/L	Rec	Score	Score-by-Game	Team Statistical Totals						Individual Statistical Leaders			
							K	Att%	Ast	SA	Dig	TB	Kills	Digs	Blocks	Assists
8/27	FURMAN		W	1-0	3-0	25-22, 25-22, 25-19	42	.171	36	5	38	12	Schroeder (14)	Walker (7)	AS, NL (3)	Valentine (29)
8/28	DUKE		L	1-1	2-3	18-25, 28-26, 25-18, 16-25, 10-15	48	.115	43	6	55	13	Schroeder (15)	Beckwith (18)	Santos (4)	Valentine (40)
8/31	Colorado State (15)		L	1-2	0-3	19-25, 22-25, 16-25	30	.128	24	4	18	8	Schroeder (8)	Schroeder (4)	3 tied with (2)	Valentine (20)
9/3	#Georgia State		W	2-2	3-1	25-22, 23-25, 25-17, 25-22	57	.283	56	5	91	14	Schroeder (21)	Beckwith (25)	Valentine (5)	Valentine (51)
9/4	#Montana		W	3-2	3-2	21-25, 29-27, 25-14, 19-25, 18-16	68	.209	64	10	100	9	Schroeder (20)	Beckwith (30)	Steinhaus (4)	Valentine (39)
9/4	#Cal State Fullerton		L	3-3	0-3	23-25, 22-25, 21-25	35	.122	34	4	48	11	KS, AS (10)	Beckwith (18)	Lindow (4)	Valentine (19)
9/15	*OKLAHOMA		L	3-4/0-1	0-3	15-25, 23-25, 21-25	36	.102	34	1	44	17	Schroeder (11)	Beckwith (12)	Santos (7)	Valentine (27)
9/18	*Nebraska (4)		L	3-5/0-2	0-3	13-25, 7-25, 17-25	19	.086	18	1	35	5	Santos (5)	Beckwith (10)	Santos (2)	Valentine (13)
9/22	*KANSAS STATE		W	4-5/1-2	3-2	25-22, 21-25, 14-25, 25-21, 15-10	67	.298	64	4	67	17	Schroeder (24)	ER, MB (17)	Lindow (6)	Valentine (56)
9/25	*KANSAS		W	5-5/2-2	3-2	25-23, 25-23, 13-25, 22-25, 15-13	63	.169	54	4	70	18	Schroeder (21)	Bigelow (15)	RS, NL (5)	Valentine (50)
9/29	*TEXAS A&M		L	5-6/2-3	2-3	22-25, 17-25, 25-18, 25-23, 6-15	53	.173	52	3	61	21	Schroeder (19)	Beckwith (20)	RS, NL (6)	Valentine (48)
10/2	*Missouri		L	5-7/2-4	0-3	20-25, 22-25, 19-25	39	.264	39	1	42	10	Schroeder (12)	Beckwith (16)	Lindow (4)	Valentine (27)
10/6	*Texas (11)		L	5-8/2-5	0-3	19-25, 15-25, 20-25	27	.133	27	4	22	5	Schroeder (8)	Beckwith (8)	Lindow (3)	Valentine (23)
10/9	*BAYLOR		L	5-9/2-6	0-3	13-25, 21-25, 13-25	29	.110	21	1	37	4	Lindow (9)	Beckwith (11)	4 tied with (1)	Valentine (16)
10/13	*Texas Tech		W	6-9/3-6	3-2	24-26, 20-25, 25-15, 26-24, 28-26	80	.324	75	7	68	12	Schroeder (35)	Beckwith (20)	Santos (4)	Valentine (62)
10/20	*IOWA STATE (12)		L	6-10/3-7	1-3	25-22, 17-25, 22-25, 10-25	48	.192	42	3	56	8	Schroeder (21)	Beckwith (20)	Lindow (4)	Valentine (35)
10/23	*TEXAS A&M		L	6-11/3-8	0-3	15-25, 18-25, 12-25	18	.028	18	2	43	7	Santos (6)	Beckwith (16)	Lindow (4)	Valentine (8)
10/27	*Baylor		L	6-12/3-9	0-3	14-25, 23-25, 15-25	32	.137	31	4	51	2	KS, AS (9)	Constantine (12)	KS, AS (1)	Valentine (17)
10/30	*TEXAS (10)		L	6-13/3-10	0-3	22-25, 19-25, 5-25	30	.082	26	2	35	4	Santos (9)	Beckwith (13)	RS, NL (2)	Valentine (25)
11/3	*MISSOURI		L	6-14/3-11	1-3	23-25, 25-19, 19-25, 19-25	51	.230	51	2	66	22	Schroeder (19)	Beckwith (26)	AS, NL (6)	Valentine (49)
11/6	*Kansas		L	6-15/3-12	0-3	19-25, 22-25, 23-25	43	.183	41	3	38	13	Schroeder (12)	Beckwith (13)	KS, NL (4)	Valentine (38)
11/10	*Oklahoma		L	6-16/3-13	0-3	8-25, 16-25, 17-25	23	-.020	23	3	31	7	Bigelow (8)	Beckwith (10)	Santos (3)	Valentine (15)
11/13	*NEBRASKA (5)		L	6-17/3-14	0-3	21-25, 20-25, 17-25	40	.239	40	3	42	0	Schroeder (14)	Beckwith (12)	None	Valentine (35)
11/21	*Iowa State (16)		L	6-18/3-15	0-3	13-25, 9-25, 22-25	24	.071	22	3	39	6	Schroeder (13)	KS, MB (9)	RS, AF (2)	Miller (10)
11/25	*TEXAS TECH		L	6-19/3-16	2-3	25-21, 20-25, 25-18, 16-25, 12-15	57	.165	54	4	83	15	Schroeder (24)	Richardson (21)	Santos (6)	Valentine (47)
11/28	*Kansas State		L	6-20/3-17	2-3	22-25, 25-20, 22-25, 25-23, 7-15	55	.183	52	6	85	15	Schroeder (20)	Beckwith (27)	Santos (5)	Valentine (30)

*Big 12 Conference Match; #-Crowne Plaza Fullerton Titan Classic, Fullerton, Calif.

Team Statistics

Name	G	K	K/S	E	TA	Pct.	A	A/S	SA	SE	SA/S	RE	DIG	D/S	BS	BA	TOT	B/S	BE	BHE	PTS
Anicia Santos	95	198	2.08	63	496	.27	19	0.20	19	25	0.20	2	37	0.39	12	52	64	0.67	13	0	255
Hannah Walker	57	1	0.02	0	5	.200	4	0.07	3	14	0.05	7	79	1.39	0	0	0	0.00	0	2	4
Nichole Lindow	97	187	1.93	89	513	.215	5	0.05	0	0	0.00	2	19	0.20	13	59	72	0.74	20	3	229.5
Kerra Schroeder	97	372	3.84	158	1168	.183	12	0.12	22	33	0.23	22	208	2.14	8	29	37	0.38	3	0	416.5
Alyssa Valentine	96	48	0.50	21	149	.181	828	8.62	7	19	0.07	1	164	1.71	3	28	31	0.32	4	8	72
Michelle Miller	61	3	0.05	1	13	.154	95	1.56	7	10	0.11	0	58	0.95	1	2	3	0.05	0	2	12
Rosie Steinhaus	97	151	1.56	80	544	.131	7	0.07	0	2	0.00	6	63	0.65	3	47	50	0.52	8	0	177.5
Richi Bigelow	77	144	1.87	92	486	.107	4	0.05	7	16	0.09	11	130	1.69	1	9	10	0.13	2	1	156.5
Elysse Richardson	86	2	0.02	1	11	.091	14	0.16	18	15	0.21	17	173	2.01	0	0	0	0.00	0	0	20
Kat Constantine	8	0	0.00	0	0	.000	1	0.12	2	2	0.25	3	17	2.12	0	0	0	0.00	0	0	2
Morgan Tholen	5	0	0.00	0	0	.000	0	0.00	0	1	0.00	0	0	0.00	0	0	0	0.00	0	0	0
Jess Aschbrenner	10	1	0.10	3	16	-.125	1	0.10	0	1	0.00	1	10	1.00	0	1	1	0.10	1	0	1.5
Ali Flynn	18	6	0.33	11	38	-.132	0	0.00	0	0	0.00	0	6	0.33	1	6	7	0.39	3	0	10
Megan Beckwith	96	1	0.01	3	15	-.133	48	0.50	10	33	0.10	27	401	4.18	0	0	0	0.00	0	1	11
Team																					
COLORADO	97	1114	11.4	522	3454	.171	1041	10.7	95	171	0.98	107	1365	14.07	42	233	158.5	1.63	54	17	1367.5
Opponents	97	1377	14.2	494	3473	.254	1261	13	108	138	1.11	96	1562	16.10	66	298	215	2.22	45	13	1700

Team Roster

No.	Name	Pos.	Ht.	Cl.	Exp.	Hometown (High School / College)
2	Ana Pantovic	RS	6-5	Fr.	HS	Vrnjacka Banja, Serbia
3	Megan Beckwith	L	5-10	Fr.	HS	Leesburg, Va. (Heritage)
4	Elysse Richardson	DS	5-3	Fr.	HS	Vienna, Va. (Langley)
5	Hannah Walker	DS	5-5	Fr.	HS	Colorado Springs, Colo. (Colorado Springs Christian)
6	Kerra Schroeder	OH	6-0	So.	1L	San Diego, Calif. (Torrey Pines)
7	Ali Flynn	OH/RS	6-2	Fr.	HS	Aptos, Calif. (Aptos)
8	Richi Bigelow	OH	5-11	Jr.	TR	Littleton, Colo. (Dakota Ridge/Buffalo)
9	Alyssa Valentine	S	5-10	Jr.	TR	Tustin, Calif. (Edison/George Washington)
10	Anicia Santos	MB	6-1	Jr.	TR	Frisco, Colo. (Summit/Cal Poly)
11	Rosie Steinhaus	OH	6-1	Jr.	2L	Flagstaff, Ariz. (Flagstaff)
12	Morgan Tholen	OH	5-10	Fr.	HS	Lake Quivira, Kan. (St. James Academy)
13	Jessica Aschbrenner	OH	5-11	Fr.	HS	Denver, Colo. (Cherry Creek)
14	Emily Alexis	OH	5-11	Fr.	HS	Brighton, Colo. (Prairie View)
15	Nikki Lindow	MB	6-2	Fr.	HS	Erie, Colo. (Centaurus)
17	Michelle Miller	S	5-7	So.	TR	Round Rock, Texas (Round Rock/Sam Houston State)
19	Danaja Novakovic	MB	6-3	Fr.	HS	Rijeka, Croatia
21	Lydia Blaha	MB	6-0	Jr.	TR	Colorado Springs (The Classical Academy/Boise State/St. Louis U.)
23	Kat Constantine	S	5-6	Fr.	HS	Saratoga, Calif. (St. Francis Mountainview)

Head Coach: Liz Kritza (Tulane '00)

Assistant Coach: Tom Hogan (Miami University (Ohio) '02)

Assistant Coach: Meg Henican (Notre Dame '06)

2010 Milestones:

- ✓ **Sept. 4** – Megan Beckwith set a freshman record with 30 digs in a match against Montana. She became just the seventh Buff to ever record 30 or more digs in a single match.
- ✓ **Sept. 22-25** – CU earned back-to-back conference wins for the first time since 2008. The Buffs defeated Kansas State on Sept. 22 and Kansas on Sept. 25 at the Coors Events Center.
- ✓ **Sept. 26** – Alyssa Valentine was named the Big 12 Rookie of the Week after leading the Buffs to a 2-0 week.
- ✓ **Oct. 13** – CU recorded 123 points in a five-set come-from-behind thriller against Texas Tech. The total is the most ever scored by the Buffs and leads the NCAA in points per match in the current 25-point set format.
- ✓ **Oct. 18** – Kerra Schroeder was named the Big 12 Offensive Player of the Week after recording 35 kills in the five-set win against TTU. The 35 kills tied for the third highest total ever by a Buff.
- ✓ **Season** – The Buffs finished the season with a 6-20 record (3-17 Big 12). They finished 10th in the league.
- ✓ **Season** – Colorado finished the non-conference schedule at 3-3, marking the 22nd straight season above .500.
- ✓ **Season** – Megan Beckwith set the record for freshman digs (401) in a season and digs per set (4.18) in a season. She broke Kerrie Downey's record of 371 digs in a season as well as her mark of 3.25 digs per set.
- ✓ **Career** – Rosie Steinhaus finished her career with 437 kills, 232 digs and 129 blocks for the Buffs.
- ✓ **Awards** – Rosie Steinhaus was named to the Academic All-Big 12 First Team for the second straight year. Kerra Schroeder was a member of the Academic All-Big 12 Second Team.



2011 OPPONENTS

UNLV

Aug. 26, 11 a.m.
Greeley, Colo.



Cindy Fredrick



School Information

Location	Las Vegas, Nev.
Founded	1957
Enrollment	28,000
Nickname	Rebels
Colors	Scarlet and Grey
Conference	Mountain West
Arena (Capacity)	Cox Pavilion (2,500)
President	Dr. Neal Smatresk
Athletic Director	Jim Livengood
SWA	Lisa Kelleher

Sports Information

Volleyball SID	Jeffery Seals
Office	702-895-3134
Cell	702-683-8050
Office Fax	702-895-0989
E-Mail	jeff.seals@unlv.edu
Website	www.UNLVRebels.com
Press Row	702-895-3005

Coaching Staff

Head Coach	Cindy Fredrick
Office Phone	702-895-1898
Record at UNLV (years)	0-0 (1)
Career Record (years)	427-351 (24)
Assistant Coach	Mashallah Farokhmanesh
Assistant Coach	Nels Rydberg

Team Information

2010 Record	10-20
2010 Conference	5-11 (t-7th)
2010 Postseason	DNP
Final Ranking	NR
Letterwinners Returning/Lost	6/6
Starters Returning/Lost	4/3+libero

Series Information

Overall	First Meeting
---------	---------------

UNIVERSITY OF CALIFORNIA-DAVIS

Aug. 26, 4 p.m.
Greeley, Colo.



Jamie Holmes



School Information

Location	Davis, Calif.
Founded	1908
Enrollment	32,290
Nickname	Aggies
Colors	Yale Blue and Gold
Conference	Big West
Arena (Capacity)	The Pavilion (7,100)
Chancellor	Dr. Linda Katehi
Interim Athletic Director	Nona Richardson

Sports Information

Volleyball SID	Mark Honbo
Office	530-752-8050
Cell	530-979-1744
E-Mail	mwhonbo@ucdavis.edu
Website	http://www.ucdavisaggies.com

Coaching Staff

Head Coach	Jamie Holmes
Office Phone	530-400-3773
Record at UC Davis (years)	48-40 (3)
Career Record (years)	68-60 (4)
Assistant Coach	Chris Webb
Assistant Coach	Addie Hauschild-Willis

Team Information

2010 Record	16-13
2010 Conference	7-9 (6th)
2010 Postseason	DNP
Letterwinners Returning/Lost	9/5
Starters Returning/Lost	4/2+Libero

Series Information

Overall	First Meeting
---------	---------------

NORTHERN COLORADO

Aug. 28, 4 p.m.
Boulder, Colo.



Lyndsey Benson



School Information

Location	Greely, Colo.
Founded	1889
Enrollment	12,148
Nickname	Bears
Colors	Blue and Gold
Conference	Big Sky
Arena (Capacity)	Butler-Hancock Sports Pavilion (2,992)
President	Kay Norton
Athletic Director	Jay Hinrichs

Sports Information

Volleyball SID	Scott Ward
Office	970-351-2522
E-Mail	scott.ward@unco.edu
Website	www.uncbears.com

Coaching Staff

Head Coach	Lyndsey Benson
Office Phone	970-351-1719
Record at UNC (years)	99-81 (6)
Career Record (years)	99-81 (6)
Assistant Coaches	Jenny Glenn, Tom Hunter

Team Information

First Season	1976
All-Time Record	886-382
2010 Record	24-7
2010 Conference (Finish)	14-2 (t-1st)
2010 Postseason	DNP
Final Ranking	NR
Letterwinners Returning/Lost	7/3
Starters Returning/Lost	5/2

Series Information

Overall	Series is tied 1-1
---------	--------------------

OPPONENTS



2011 OPPONENTS

ALBANY

Sept. 4, 2 p.m., Boulder, Colo.
Sept. 10, 10 a.m., Bronx, N.Y.



MJ Engstrom



School Information

Location	Albany, N.Y.
Founded	1844
Enrollment	18,202
Nickname	Great Danes
Colors	Purple and Gold
Conference	America East
Arena (Capacity)	University Gym (2,600)
President	George M Philip
Athletic Director	Lee McElroy

Sports Information

Volleyball SID	Brianna LaBrecque
Office	(518) 442-5733
E-Mail	blabrecque@uamail.albany.edu
Website	www.ualbanysports.com

Coaching Staff

Head Coach	MJ Engstrom
Record at Albany (years)	67-18 (4)
Career Record (years)	148-136 (11)
Assistant Coach	Rich Zwolinski

Team Information

2010 Record	22-9
2010 Conference (Finish)	10-2 (1st)
2010 Postseason	NCAA First Round
Final Ranking	NR
Letterwinners Returning/Lost	9/2
Starters Returning/Lost	5++/libero/2

Series Information

Overall First Meeting

SIENA

Sept. 9, 3 p.m.
Bronx, N.Y.



Garvey Pierre



School Information

Location	Loudonville, N.Y.
Founded	1937
Enrollment	3,000
Nickname	Saints
Colors	Green and Gold
Conference	Metro Atlantic Athletic
President	Fr. Kevin E. Mullen, O.F.M.
Athletic Director	John D'Argenio

Sports Information

Volleyball SID	Jason Rich
Office	518-783-2411
Cell	518-783-2992
E-Mail	jrich@Sienna.edu
Website	www.SiennaSaints.com

Coaching Staff

Head Coach	Garvey Pierre
Record at Siena (years)	125-118 (9)
Career Record (years)	125-118 (9)
Assistant Coach	Kimberly Gargano

Team Information

2010 Record	10-21
2010 Conference	8-10 (t6th)
2010 Postseason	DNP
Final Ranking	NR
Letterwinners Returning/Lost	9/7
Starters Returning/Lost	5+Libero/2

Series Information

Overall First Meeting

FORDHAM

Sept. 10, 5 p.m.
Bronx, N.Y.



Pete Volkert



School Information

Location	Bronx, N.Y.
Founded	1841
Enrollment	7,994
Nickname	Rams
Colors	Maroon and White
Conference	Atlantic 10
Arena	Rose Hill Gym (3,200)
President	Joseph McShane, SJ
Athletic Director	Frank McLaughlin

Sports Information

Volleyball SID	Scott Kwiatkowski
Office	718-817-4240
E-Mail	skwiatkowski@fordham.edu
Fax	718-817-4244
Website	www.fordhamsports.com

Coaching Staff

Head Coach	Pete Volkert
Office Phone	718-817-4297
Record at Fordham (years)	117-119 (7)
Career Record (years)	342-261 (18)
Assistant Coach	Patrice Arrington
Assistant Coach	Patricia Vernon

Team Information

2010 Record	17-18
2010 Conference	7-8 (T-5th)
2010 Postseason	DNP
Final Ranking	NR
Letterwinners Returning/Lost	12/7
Starters Returning/Lost	3+libero/3

Series Information

Overall First Meeting

OPPONENTS



2011 OPPONENTS

ST. JOHN'S UNIVERSITY

Sept. 11, 10 a.m.
Bronx, N.Y.



Joanne Persico



School Information

Location	Queens, N.Y.
Founded	1870
Enrollment	21,354
Nickname	Red Storm
Colors	Red and White
Conference	BIG EAST
Arena (Capacity)	Carnesecca Arena (5,602)
President	Rev. Donald J. Harrington, C.M.
Athletic Director	Chris Monasch

Sports Information

Volleyball SID	Brian Bruce
Office	718-990-1523
Cell	607-745-6093
E-Mail	brian.bruce10@stjohns.edu
Fax	718-969-8468
Website	www.RedStormSports.com
Mailing Address	Carnesecca Arena Room 157, 8000 Utopia Parkwa Queens, NY 11439

Coaching Staff

Head Coach	Joanne Persico
Office Phone	718-990-1872
Record at St. Johns (years)	341-207 (17)
Career Record (years)	341-207 (17)
Associate Head Coach	Mario Treibit
Assistant Coach	Li Chen

Team Information

First Season	1994
All-Time Record	341-207
Best Postseason Finish	NCAA First Round
2010 Record	18-13
2010 Conference	5-9(t-9th)
2010 Postseason	DNP
Final Ranking	NR
Letterwinners Returning/Lost	12/4
Starters Returning/Lost	5+libero/1

Series Information

Overall.....First meeting

UTAH

Sept. 13, 7 p.m., Boulder, Colo.
Nov. 23, 7 p.m., Salt Lake City, Utah



Beth Launiere



School Information

Location	Salt Lake City, Utah.
Founded	1850
Enrollment	30,819
Nickname	Utes
Colors	Crimson and White
Conference	Pac-12
Arena (Capacity)	Crimson Court (1,500)
Interim President	Lorris Betz
Athletic Director	Dr. Chris Hill

Sports Information

Volleyball SID	Mike DeVine
Office	801-581-8997
Fax	801-581-4358
E-Mail	mdevine@huntsman.utah.edu
Press Row Phone	801-585-9560
Website	UtahUtes.com

Coaching Staff

Head Coach	Beth Launiere
Office Phone	801-581-6843
Record at Utah (years)	425-238 (21)
Career Record (years)	425-238 (21)
Assistant Coach	Heather Olmstead
Assistant Coach	Brian Doyon

Team Information

2010 Record	17-14
2010 Conference	11-5 (3rd)
2010 Postseason	DNP
Final Ranking	NR
Letterwinners Returning/Lost	9/6
Starters Returning/Lost	4/2+Libero

Series Information

Overall.....Colorado leads 3-2

CALIFORNIA

Sept. 16, 8 p.m., Berkley, Calif.
Nov. 5, 1 p.m., Boulder, Colo.



Rich Feller



School Information

Location	Berkeley, Calif.
Founded	1868
Enrollment	34,953
Nickname	Golden Bears
Colors	Blue and Gold
Conference	Pac-12
Arena (Capacity)	Hass Pavilion (11,877)
Chancellor	Robert J. Birgeneau
Athletic Director	Sandy Barbour
SWA	Teresa Kuehn-Gould

Sports Information

Volleyball SID	Anna Oleson-Wheeler
Office	510-643-5846
E-Mail	aowheeler@berkeley.edu
Fax	510-643-7778
Website	www.calbears.com

Coaching Staff

Head Coach	Rich Feller
Office Phone	510-642-9208
Record at Cal (years)	242-130 (12)
Career Record (years)	541-297 (26)
Assistant Coach	Sam Crosson
Assistant Coach	Jennifer Carey

Team Information

2010 Record	30-4
2010 Conference (finish)	15-3 (1st)
2010 Post Season	NCAA Runner-up
Final Ranking	2nd
Letterwinners Returning/Lost	9/3
Starters Returning/Lost	5+libero/2

Series Information

Overall.....Colorado leads 2-0

OPPONENTS



2011 OPPONENTS

STANFORD

Sept. 17, 8 p.m., Stanford, Calif.
Nov. 3, 7 p.m., Boulder, Colo.



John Dunning



School Information

Location	Stanford, Calif.
Founded	1891
Enrollment	15,319
Nickname	Cardinal
Colors	Cardinal and White
Conference	Pac-12
Arena (Capacity)	Maples Pavilion (7,223)
President	John Hennessy
Athletic Director	Bob Bowlsby
SWA	Beth Goode

Sports Information

Volleyball SID	Regina Verlengiere
Office	650-723-0996
E-Mail	rverleng@stanford.edu
Fax	650-725-2957
Website	www.GoStanford.com
Mailing Address	Athletic Media Relations Arrillaga Family Sports Center Stanford, CA 94305-6150

Coaching Staff

Head Coach	John Dunning
Office Phone	650-724-7654
Record at Stanford (years)	289-49 (10)
Career Record (years)	726-151 (26)
Associate Head Coach	Denise Corlett
Assistant Coach	Jason Mansfield

Team Information

First Season	1976
All-Time Record	948-223-4
Best Postseason Finish	1st
2010 Record	27-4
2010 Conference (Finish)	15-3 (t-1st)
2010 Postseason	NCAA Regional Semifinals
Final Ranking	5th
Letterwinners Returning/Lost	9/4
Starters Returning/Lost	4+Libero/2

Series Information

Overall Stanford leads 7-0

OREGON

Sept. 23, 7 p.m., Boulder, Colo.
Oct. 30, 2 p.m., Eugene, Ore.



Jim Moore



School Information

Location	Eugene, Ore.
Founded	1876
Enrollment	20,394
Nickname	Ducks
Colors	Green and Yellow
Conference	Pac-12
Arena (Capacity)	McArthur Court (9,087)
President	Richard Lariviere
Athletic Director	Rob Mullens
SWA	Renee Baumgartner

Sports Information

Volleyball SID	Geoff Thurner
Office	541-346-2250
Cell	541-520-2036
E-Mail	gthurner@uoregon.edu
Fax	541-346-2244
Press Row Phone	541-346-4496
Website	www.GoDucks.com
Mailing Address	2727 Leo Harris Parkway Eugene, OR 97401

Coaching Staff

Head Coach	Jim Moore
Office Phone	541-346-4093
Record at OU (years)	115-71 (7)
Career Record (years)	467-227 (21)
Assistant Coach	Tina Johnson-Lockhart
Assistant Coach	Stacy Metro

Team Information

First Season	1968
All-Time Record	698-658-19
2010 Record	19-11
2010 Conference (Finish)	7-11 (7th)
2010 Postseason	DNP
Final Ranking	NR
Letterwinners Returning/Lost	7/3
Starters Returning/Lost	4+Libero/2

Series Information

Overall Series is tied 2-2

OREGON STATE

Sept. 23, 7 p.m., Boulder, Colo.
Oct. 28, 8 p.m., Corvallis, Ore.



Taras Liskevych



School Information

Location	Corvallis, Ore.
Founded	1868
Enrollment	20,100
Nickname	Beavers
Colors	Orange & Black
Conference	Pac-12
Arena (Capacity)	Gill Coliseum (10,400)
President	Dr. Edward Ray
Athletic Director	Bob De Carolis
SWA	Marianne Vydra

Sports Information

Volleyball SID	Melody Stockwell
Office	541-737-8588
E-Mail	melody.stockwell@oregonstate.edu
Fax	541-737-8588
Website	www.osubeavers.com
Mailing Address	209 Gill Coliseum Oregon State University Corvallis, OR 97331

Coaching Staff

Head Coach	Taras Liskevych
Office Phone	541-737-7490
Record at OSU (years)	59-115 (7)
Career Record (years)	326-199 (15)
Associate Head Coach	Mark Barnard
Assistant Head Coaches	Laura Benzing

Team Information

First Season	1976
All-Time Record	507-604-8
Best Postseason Finish	NCAA First Round
2010 Record	9-23
2010 Conference (Finish)	2-16 (9th)
2010 Postseason	DNP
Final Ranking	NR
Letterwinners Returning/Lost	9/5
Starters Returning/Lost	5+Libero/1

Series Information

Overall First meeting



2011 OPPONENTS

USC

Sept. 30, 7 p.m., Boulder, Colo.
Oct. 22, 8 p.m., Los Angeles, Calif.



Mick Haley



School Information

Location Los Angeles, Calif.
Founded 1880
Enrollment 33,000
Nickname Trojans/Women of Troy
Colors Cardinal & Gold
Conference Pac-12
Arena (Capacity) Galen Center (10,258)
President Dr. C.L. Max Nikias
Athletic Director Pat Haden

Sports Information

Volleyball SID Jason Pommier
Office 213-740-3807
Cell 213-725-3529
E-Mail pommier@usc.edu
Fax 213-740-7584
Website www.usctrojans.com

Coaching Staff

Head Coach Mick Haley
Office Phone 213-740-4151
Record at USC (years) 255-59 (10)
Career Record (years) 1028-247-1 (34)
Assistant Coach Tim Nollan
Assistant Coach Cookie Stevens

Team Information

First Season 1976
All-Time Record 852-296-4
Best Postseason Finish National Champions,
6 (1976,1977, 1880, 1981, 2002, 2003)
2010 Record 29-5
2010 Conference 14-4 (3rd)
2010 Postseason NCAA Final Four
Final Ranking No. 3
Letterwinners Returning/Lost 12/3
Starters Returning/Lost 6+libero/0

Series Information

Overall USC Leads 3-0

UCLA

Oct. 2, 2 p.m., Boulder, Colo.
Oct. 22, 8 p.m., Los Angeles, Calif.



Michael Sealy



School Information

Location Los Angeles, Calif.
Founded 1919
Enrollment 39,500
Nickname Bruins
Colors Blue & Gold
Conference Pac-12
Arena (Capacity) John Wooden Center (1,440)
Chancellor Dr. Gene Block
Athletic Director Dan Guerrero
SWA Petrina Long

Sports Information

Volleyball SID James Ybiernas
Office 310-206-8123
Cell 818-635-8873
E-Mail jamesy@athletics.ucla.edu
Fax 310-825-8664
Website www.uclabruins.com

Coaching Staff

Head Coach Michael Sealy
Office Phone 310-206-6839
Record at UCLA (years) 22-9 (2)
Career Record (years) 22-9 (2)
Assistant Coach Joy McKenzie-Fuerbringer
Assistant Coach Dan O'Dell

Team Information

First Season 1965
All-Time Record 1128-310
Best Postseason Finish 1st
2010 Record 22-9
2010 Conference (Finish) 11-7 (4th)
2010 Postseason NCAA Second Round
Final Ranking 12th
Letterwinners Returning/Lost 12/6
Starters Returning/Lost 5+Libero/1

Series Information

Overall UCLA leads 3-0

WASHINGTON

Oct. 7, 8 p.m., Seattle, Calif.
Nov. 19, 7 p.m., Boulder, Colo.



Jim McLaughlin



School Information

Location Seattle, Wash.
Founded 1861
Enrollment 42,000
Nickname Huskies
Colors Purple and Gold
Conference Pac-12
Arena (Capacity) Hec Edmundson Pavilion
(10,000)
President Michael K. Young
Athletic Director Scott Woodward

Sports Information

Volleyball SID Michael Bruscas
Office 206-543-2331
Cell 206-714-5556
E-Mail mbruscas@UW.edu
Fax 206-543-5000
Website www.gohuskies.com

Coaching Staff

Head Coach Jim McLaughlin
Office Phone 206-543-0432
Record at UW (years) 245-69 (10)
Career Record (years) 469-187 (21)
Assistant Coach Leslie Tuiasopopo
Assistant Coach Joe Garcia

Team Information

First Season 1974
All-Time Record 763-524
Best Postseason Finish NCAA Champions
2010 Record 24-9
2010 Conference (Finish) 10-8 (5th)
2010 Postseason NCAA Quarterfinals
Final Ranking 6th
Letterwinners Returning/Lost 7/3
Starters Returning/Lost 4/3

Series Information

Overall Washington leads 1-2

OPPONENTS



2011 OPPONENTS

WASHINGTON STATE

Oct. 8, 8 p.m., Pullman, Wash.
Nov. 18, 7 p.m., Boulder, Colo.



Jen Greeny



School Information

Location	Pullman, Wash.
Founded	1890
Enrollment	20,060
Nickname	Cougars
Colors	Crimson and Gray
Conference	Pac-12
Arena (Capacity)	Bohler Gym (3,500)
President	Elson S. Floyd
Athletic Director	Bill Moos
SWA	Anne McCoy

Sports Information

Volleyball SID	Linda Chalich
Office	509-335-0268
E-Mail	lindak@wsu.edu
Website	www.wsucougars.com

Coaching Staff

Head Coach	Jen Greeny
Office Phone	509-335-4290
Record at WSU (years)	0-0 (1)
Career Record (years)	112-24 (4)
Assistant Coach	Pat Stangle
Assistant Coach	Burdette Greeny

Team Information

2010 Record	6-22
2010 Conference	0-18 (10th)
2010 Postseason	DNP
Final Ranking	NR
Letterwinners Returning/Lost	4/7
Starters Returning/Lost	3/3

Series Information

Overall	Colorado leads 1-0
---------	--------------------

ARIZONA

Oct. 14, 7 p.m., Boulder, Colo.
Nov. 12, 8 p.m., Tucson, Ariz.



David Rubio



School Information

Location	Tucson, Ariz.
Founded	1885
Enrollment	38,000
Nickname	Wildcats
Colors	Cardinal and Navy
Conference	Pac-12
Arena (Capacity)	McKale Center (14,545)
Interim President	Eugene G. Sander
Athletic Director	Greg Byrne

Sports Information

Volleyball SID	Susan Epp
Office	TBA
Cell	TBA
E-Mail	sepp@email.arizona.edu
Fax	520-621-2681
Press Row Phone	520-621-5291
Website	www.arizonawildcats.com

Coaching Staff

Head Coach	David Rubio
Office Phone	520-621-4885
Record at Arizona (years)	360-212 (19)
Career Record (years)	482-278 (24)
Associate Head Coach	Steve Walker
Assistant Coach	Melissa Walker

Team Information

First Season	1971
All-Time Record	660-449-9
Best Postseason Finish	Final Four
2010 Record	20-12
2010 Conference	9-9 (6th)
2010 Postseason	NCAA First Round
Final Ranking	NR
Letterwinners Returning/Lost	7/6
Starters Returning/Lost	3/3

Series Information

Overall	Arizona leads 1-0
---------	-------------------

ARIZONA STATE

Oct. 15, 7 p.m., Boulder, Colo.
Nov. 11, 8 p.m., Tempe, Ariz.



Jason Watson



School Information

Location	Tempe, Ariz.
Founded	1885
Enrollment	68,064
Nickname	Sun Devils
Colors	Maroon and Gold
Conference	Pac-12
Arena (Capacity)	Wells Fargo Arena (10,734)
President	Dr. Michael Crow
Chancellor	Harvey Perlman, J.D.
Vice-President of Athletics	Lisa Love
SWA	Dawn Rogers

Sports Information

Volleyball SID	Corrine Calabro
Office	TBA
Cell	TBA
E-Mail	TBA
Fax	480-965-5408
Press Row Phone	480-965-7274
Website	www.thesundevils.cstv.com

Coaching Staff

Head Coach	Jason Watson
Office Phone	480-965-2035
Record at ASU (years)	39-53 (3)
Career Record (years)	113-71 (6)
Assistant Coach	Linda Keith
Assistant Coach	Samantha Stuart
Assistant Coach	Ben Lee

Team Information

2010 Record	13-8
2010 Conference	7-11 (8th)
2010 Postseason	DNP
Final Ranking	NR
Letterwinners Returning/Lost	9/3

Series Information

Overall	Arizona State leads 1-0
---------	-------------------------

OPPONENTS



MEDIA INFORMATION

Sports Information

303-492-5626 Fax 303-492-3811

Dave Plati

Associate Athletic Director/ Sports Information

Football, Men's Golf,
Skiing Contact
Home: 303-494-0445
david.plati@colorado.edu



Curtis Snyder

Associate Sports Information Director

Football, Skiing,
Women's Golf Contact
Cell: 720-218-4796
curtis.snyder@colorado.edu



Linda Poncin Sprouse

Assistant SID

Volleyball, Men's and
Women's Cross Country,
Men's and Women's
Track & Field Contact
Cell: 612-701-0054
linda.sprouse@colorado.edu



Troy Andre

Assistant SID

Women's Basketball
Contact, Internet
Managing Editor
Home: 303-903-3654
troy.andre@colorado.edu



Andrew Green

Assistant SID

Men's Basketball,
Women's Tennis
Contact
Home: 303-543-3755
andrew.green@colorado.edu



Taylor Temby

Graduate Assistant

Women's Soccer
taylor.temby@colorado.edu



Cole Mickelson

Graduate Assistant

Assistant Football Contact
cole.mickelson@colorado.edu



Welcome to CU Volleyball

The University of Colorado Sports Information Service and volleyball head coach Liz Kritza would like to welcome you to the 2011 volleyball season. We encourage your involvement in CU volleyball and strive to provide the media with a professional atmosphere in which to cover our matches. For your benefit, please read through the following guidelines and give us a call at 303-492-5626 or pay us a visit in the Balch Fieldhouse Annex located on the west side of Folsom Field if we can be of any assistance.

Practices

Practices are held in the late afternoon at the Coors Events Center. All practices are open to the media. Please contact volleyball SID Linda Poncin Sprouse at 303-492-5626 if you wish to attend practice, with at least 24 hours notice.

Interviews

All players and coaches are available for interviews throughout the week except on match days. All interviews must be made through volleyball SID Linda Poncin Sprouse at 303-492-5626, preferably with at least 24 hours notice. The best time to interview players is before practice and after matches.

Media/Photo Credentials

Members of the media can gain admittance to matches only with the proper credentials. Credentials should be requested at least one day prior to the match through volleyball SID Linda Poncin Sprouse at 303-492-5626. All sports season credentials will also be honored at volleyball matches and seating is on a first-come, first-serve basis. Note: The above applies to all matches except NCAA Tournament matches.

Coors Events Center

All matches are scheduled for the Coors Events Center near the southeast corner of campus. The CEC is located on Regent Dr., the first left off Colorado Avenue coming from U.S. 36. Parking is free. The media entrance is located at the southwest entrance of the CEC.

During The Match

Statistics will be distributed after every game and at the end of every match. Phone lines are available both court side and in the media workroom. The press row number is 303-492-1552 and the media room is 303-492-0712 while the media room fax is 303-492-0711. The Coors Events Center is also equipped for wireless internet access. The username and password can be obtained from the CU Sports Information Office.

Updated Notes/Statistics

Updated statistics, player and team information, Pac-12 Conference standings and upcoming opponent information will be available by Thursday of each week. If you wish to receive notes or stats, please call volleyball SID Linda Poncin Sprouse at 303-492-5626 or via e-mail at linda.sprouse@colorado.edu. You can also download the release on the internet in PDF format at CUBuffs.com

On The Internet

All Colorado volleyball information can be viewed through the Buffs' comprehensive website at CUBuffs.com. All the latest information on coaches and players, as well as all the boxscores, latest statistics and weekly releases are available. The Buffs can be followed on Facebook: Colorado Volleyball and on Twitter: @cubuffs.

Pac-12 Services

For conference information, please contact the Pac-12 office at 925-932-4411. The Pac-12's website is www.pac-12.org and the mailing address is 1350 Treat Blvd., Suite 500, Walnut Creek, CA 94597-8853.



MEDIA INFORMATION

Print

BOULDER DAILY CAMERA
P.O. Box 591; Boulder, CO 80306
303-473-1313 • fax 303-473-1517
www.buffzone.com

DENVER POST
101 W. Colfax Ave. #600
303-820-1294 • fax 303-866-9004
www.denverpost.com

COLORADO DAILY
2610 Pearl Street; Boulder, CO 80302
303-443-6272 • fax 720-564-1880
www.coloradodaily.com

THE CU INDEPENDENT
478 UCB; Boulder, CO 80309
303-492-4557
www.cuindependent.com

LONGMONT TIMES-CALL
350 Terry Street; Longmont, CO 80501
303-776-2244 • fax 303-678-8615
www.longmontfyi.com

COLORADO SPRINGS GAZETTE
P.O. Box 1779; Colorado Springs, CO 80901
800-800-4899 • fax 719-636-0163
www.gazette.com

FT. COLLINS COLORADOAN
P.O. Box 1577; Ft. Collins, CO 80522
970-224-7750 • fax 970-224-7899
www.coloradoan.com

Radio

KOA 850 AM & KKZN 760 AM
4695 S. Monaco St.; Denver, CO 80237
303-713-8685 • fax 303-713-8509

KKFN 950 AM
1095 S. Monaco Pkwy.; Denver, CO 80224
303-321-0950 • fax 303-321-0708

KVCU 1190 AM
Campus Box 207; Boulder, CO 80309
303-492-5031 • fax 303-492-1369

KLZ 560 AM
2150 W. 29th Ave. #300; Denver, CO 80211
303-477-5600

Television

KWGN (2 • WB)
P.O. Box 5222; Englewood, CO 80155
303-740-2814 • fax 303-796-3772

KCNC (4 • CBS)
1044 Lincoln St.; Denver, CO 80203
303-830-6321 • fax 303-894-6040

KMGH (7 • NBC)
123 Speer Blvd; Denver, CO 80203
303-832-0169 • fax 303-832-0199

KUSA (9 • ABC)
500 Speer Blvd; Denver, CO 80203
303-871-1490 • fax 303-698-4700

KDVR (31 • FOX)
100 E. Speer Blvd; Denver, CO 80203
303-566-7717 • fax 303-566-2908

FOX SPORTS NET
2300 15th Street, Suite 300; Denver, CO 80202
720-898-2700 • fax 720-898-2775

Wire

ASSOCIATED PRESS
1444 Wazee St., Ste 130; Denver, CO 80202
303-825-0123 • fax 303-892-5927

MEDIA HOSPITALITY

Hotels (Boulder)

Millennium Harvest House Hotel (1345 28th Street).....303-443-3850
Broker Inn (30th & Baseline Road).....303-444-3330
Marriott Hotel (2660 Canyon Blvd.).....303-440-8877
Courtyard by Marriott (4710 Pearl East Circle).....303-440-4700
Golden Buff (1725 28th Street).....303-442-7450
Boulderado Hotel (2115 13th Street).....303-442-4344
Boulder Outlook (800 28th Street).....303-443-3322
Days Inn (5397 South Boulder Road).....303-499-4422
Boulder Inn (770 28th Street).....303-449-3800
Residence Inn (3030 Center Green Drive).....303-449-5545

Hotels (Outlying)

Omni Interlocken Resort (500 Interlocken Blvd., Broomfield) ...303-438-6600
Courtyard By Marriott (948 W. Dillon Road, Louisville).....303-604-0007
Doubletree Hotel Denver North
(8773 Yates Drive, Westminster).....303-427-4000
Raintree Plaza (Diagonal Highway, Longmont).....303-444-2882
Hyatt Regency (1750 Welton Street, Denver).....303-295-1200
Marriott City Center (1701 California, Denver).....303-297-1300
Westin Tabor Center (1672 Lawrence, Denver).....303-572-9100
Stouffer Concourse (3801 Quebec Street, Denver).....303-399-7500
Adam's Mark (1550 Court Place, Denver).....303-893-3333
Marriott West (1717 Denver West Parkway, Golden).....303-279-9100
Brown Palace (321 17th Street, Denver).....303-297-3111

Airlines

America West.....800-235-9292
American.....800-433-7300
ATA.....800-435-9282
Continental.....800-525-0280
Delta.....800-325-1999
Frontier.....800-432-1359
Midwest Express.....800-452-2022
Northwest.....800-225-2525
U.S. Air.....800-428-4322
United.....800-241-6522

Automobile Rentals (Denver International Airport)

Advantage.....800-777-5500
Alamo.....800-327-9633
Avis.....800-331-1212
Budget.....800-527-0700
Dollar.....800-800-4000
Enterprise.....800-325-8007
Hertz.....800-654-3131
National.....800-328-4567
Payless.....800-237-2804
Thrifty.....800-367-2277

Bus, Taxi

RTD Bus Service (Denver-Boulder).....303-778-6000
Metro Taxi.....303-333-3333
Yellow Cab (Denver Metro).....303-777-7777
Zone Cab (Denver Metro).....303-444-8888
Boulder Yellow Cab.....303-442-2277

Restaurants (Boulder)

Pasta Jay's (1001 Pearl Street).....303-444-5800
Dolan's Midtown (2319 Arapahoe Avenue).....303-444-8758
Boulder Chop House (947 Walnut Street).....303-443-1188
C.B. & Potts (555 Zang Street, Broomfield).....720-887-3383
Juanita's (1043 Pearl Street).....303-449-5273
Rio Grande (1101 Walnut Street).....303-444-3690
Broker Inn Restaurant (30th & Baseline).....303-449-1752
Old Chicago (1102 Pearl Street).....303-443-5031
Boulder Cork (3295 30th Street).....303-443-9505
The House (2860 Arapahoe Avenue).....303-442-4594
Fancy Moose (inside the Millennium Hotel).....303-443-3850
Flagstaff House (Flagstaff Road).....303-442-4640
Jax Fish House (928 Pearl Street).....303-444-1811
Corner Bar/Q's (13th & Spruce).....303-442-4560
Turley's (2350 Arapahoe Avenue).....303-442-2800
West End Tavern (926 Pearl Street).....303-444-3535
Walnut Brewery (1123 Walnut Street).....303-447-1345
The Kitchen (1039 Pearl Street).....303-544-5973

COORS EVENTS CENTER & PRACTICE FACILITY

The University of Colorado Coors Events/Conference Center has been the home of Colorado volleyball since 1988. The Center was originally called the CU Events/Conference Center, but was renamed in September 1990 in honor of a \$5 million gift from the Adolph Coors Foundation. The Events Center is named after the Coors family in recognition of this gift and their generous support of the university.

The addition of a volleyball/basketball practice facility became a reality in March, 2010 when the university broke ground on the project and was opened on Aug. 20, 2011. The facility addition sits directly adjacent to the north side of Coors Events Center and adds 35,000 square feet of space and features two dedicated basketball/volleyball courts, modern locker rooms, coaches' offices and team meeting rooms for the women's volleyball team.

Located just north of the Kittredge student housing complex on the Boulder campus, the CECC seats 11,064 and offers the Buffaloes a great home court advantage. CU has a 219-116 home record in their 25 years with a 214-104 mark at the CECC. (Matches in 1986 and most of 1987 were played in the Balch Fieldhouse).



Colorado has recorded at least 10 home wins in a season in 15 of the past 23 seasons including a perfect 14-0 mark in 1993. CU has ranked nationally in attendance in 13 of the past 17 seasons, including a No. 19 ranking in 1989 and 20th in 1999.

There are three levels to the Events Center. The arena floor occupies 8,000 square feet. The CU men's and women's basketball operations offices are on the second level along with a weight room for the basketball and volleyball teams. The concourse level contains the main entrances, concession areas, ticket offices and a first-aid room.

The \$7.7-million facility was financed by a combination of funds. State legislative appropriation, federal grants, private contributions and university funds all played a major part in the facility's construction revenue.

The CECC is within walking distance from all points of campus, and parking for Colorado volleyball matches is free to the public in the parking garage located just north of the arena. The southwest entrance faces the majestic flatirons, the mountains located west of campus, providing Colorado fans with one of most beautiful views in all of collegiate athletics when they arrive to the game.

Other events taking place at Coors include concerts and commencement for the fall semester. Bob Dylan, Jack Ingram and Juice Newton are just some of the artists who have taken the stage in the Events Center, providing an indoor venue for CU students and Boulder residents equipped to attract some of the best entertainers in the World.

CU Home Record Year by Year

Balch Fieldhouse

Year	Matches	Record	Pct.
1986	7	3-4	.429
1987	10	2-8	.200
Totals	17	5-12	.294

Coors Events Conference Center

Year	Matches	Record	Pct.
1987	3	2-1	.667
1988	15	11-4	.733
1989	12	8-4	.667
1990	12	9-3	.750
1991	12	10-2	.833
1992	12	10-2	.833
1993	14	14-0	1.000
1994	17	13-4	.765
1995	13	10-3	.769
1996	17	11-6	.647
1997	14	12-2	.857
1998	16	12-4	.750
1999	14	10-4	.714
2000	13	8-5	.615
2001	14	12-2	.857
2002	14	8-6	.571
2003	12	10-2	.833
2004	15	10-5	.667
2005	13	7-6	.538
2006	16	12-4	.750
2007	13	4-9	.308
2008	13	6-7	.462
2009	12	2-10	.167
2010	12	3-9	.125
Totals	318	214-104	.673
Overall	335	219-116	.654

